

Table of Contents



FOOD PREPARATION EQUIPMENT
6-17



COOKING EQUIPMENT
18-35



WARMING EQUIPMENT
36-45



MERCHANDISING & DISPLAY SOLUTIONS
46-55



COLD BEVERAGE EQUIPMENT
56-59



STEAM TABLE PANS & ACCESSORIES
60-77



COOKWARE & BAKEWARE
78-111



KITCHEN ESSENTIALS
112-141



BUFFET & TABLETOP SERVICE
142-193



WAREWASHING & HANDLING
194-219



DISPENSING SOLUTIONS
220-235



FOOD DELIVERY
236-243

SYMBOL LEGEND



Denotes items manufactured at one of our U.S. facilities



Denotes NSF-certified items



Denotes items with antimicrobial treatment – see Vollrath.com



Denotes new item



Denotes Direct Contact Heating System



Electric



Induction



Gas



Ever-Tite™ Riveting System



Denotes items with Lifetime Guarantee



Denotes item with limited or extended warranty



Denotes product approvals by the respective organizations

WARRANTY POLICY

To view our complete warranty policy, please visit Vollrathfoodservice.com/warranty.

Note: In the interest of continued product improvement, Vollrath reserves the right to change specifications without notice. Prices and availability are also subject to change without notice.

Dimensions listed in this catalog are approximate and may vary. Contact your Vollrath representative for specific drawing details.

DISCOVER MORE

Learn at Vollrath University



Vollrath University is the industry's best-in-class training resource for foodservice professionals. Whether it's at our world-class on-site training facility or online, Vollrath University can help you increase efficiency, drive profitability, and kindle inspiration, no matter what your industry role. Take advantage of Vollrath University, and arm yourself with everything you need to elevate your offering.



ON-SITE

- 13,000-square-foot world-class training facility
- Hands-on workstations
- Customizable training programs
- Manufacturing facility tours

ONLINE

- Helpful guides and reference materials
- Informational training videos
- Product tutorials
- Culinary support and recipes



Vollrath University

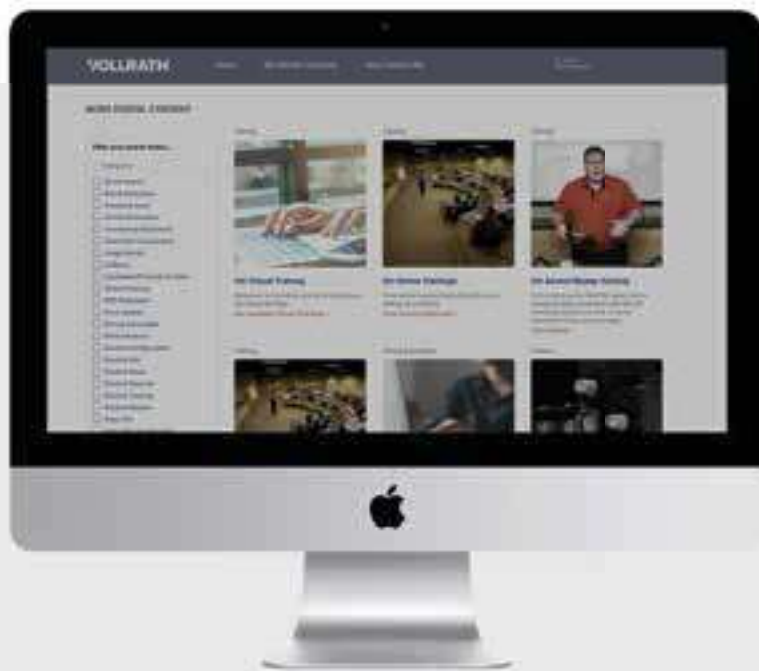
Opened in 2010, Vollrath University training facility is located on the grounds of Vollrath Corporate Headquarters in Sheboygan, Wisconsin. This beautiful 13,000-square-foot training area is where you will enjoy hands-on product experience in our fully functional commercial kitchen and top-notch instruction in our comfortable and spacious classroom.

DISCOVER MORE

Vollrath Online Tools



Vollrath offers convenient online access to a wealth of resources, including product information, recipes, user guides, new product email alerts, and more at Vollrathfoodservice.com.



Vollrath Foodservice Portal

You can view all of our previous webinars and trainings on demand inside of the Vollrath Foodservice Portal.

These online resources will help you gain insights into the wide world of foodservice and will provide information on how our key products can benefit you or your customers.

If you do not have a VFS Portal account or need assistance in accessing your account, please use the appropriate QR code below.



SCAN HERE FOR INSTRUCTIONS ON HOW TO CREATE YOUR PORTAL ACCOUNT



SCAN HERE TO VIEW A VIDEO ON HOW TO USE THE VOLLRATH PORTAL

New Products



Stay up to date with our latest innovative, industry-leading products that bring creative proficiency to today's foodservice operations.



LidSaver® 3



The LidSaver 3 eliminates the messy, unsanitary, and wasteful pile of lids that you often see at quick-serve operations. Visit our site to learn more about the benefits and the build-your-own LidSaver lineup.



Warewashing Rack Guide



Take the guesswork out of finding a rack that fits your glasses or mugs with our new Warewashing Rack Guide.



Inspiration Blog

Spark your imagination, fuel your creative spirit, and carry the foodservice industry forward with case studies, articles and more.



DISCOVER MORE

Custom Products



At Vollrath, we understand that in the fast-paced world of food, adaptability and precision are key. That's why we're proud to offer custom products that cater to the unique needs of your restaurant. When you have a problem with seemingly no resolution, our custom solutions ensure you can bring your culinary visions to life with ease. These products are designed to streamline your kitchen operations, fitting seamlessly into your workflow, optimizing every product for maximum efficiency. With Vollrath's custom products, you can maintain strict portion control, ensuring that every dish leaving your kitchen is of the highest quality and presentation.

CUSTOM PRODUCTS PROJECTS



Smallwares

Meatloaf Lifter

Benefit: Improved Efficiency



Countertop Equipment

Half-Size Long Warmer

Benefit: Smaller Footprint & Portability



Serving Systems

Branded Kiosk

Benefit: Increased Sales in Alternative Location



Staelting® Frozen Treat

Yogurt Machine

Benefit: Less-Touch Dispenser

CUSTOM PRODUCTS PROCESS

- 1 CONSULTATION WITH VOLLRATH SALES REPRESENTATIVE
- 2 FORM SUBMISSION
- 3 CONSULTATION WITH VOLLRATH ENGINEERING TEAM
- 4 CONCEPT/DRAWING
- 5 PROTOTYPE
- 6 TEST (IN LAB OR IN FIELD)
- 7 PRODUCTION
- 8 INVENTORY/SHIP
- 9 POST-SALES SUPPORT

DISCOVER MORE

Serving Systems & Fabrication



Creating a custom serving system design is a time-consuming, collaborative process. Fortunately, Vollrath has the experience and expertise to guide you through every step of it.

6-SERIES

Fully customizable with extensive material options, 6-Series systems are designed, engineered, and manufactured to meet your specific requirements.



4-SERIES

4-Series modular designs have several sizes, shapes and material options but are not fully customizable. Signature Server has the components to fit your business's needs.



2-SERIES

The 2-series system is designed for the budget-conscious organization. Choose with confidence a 2-Series hot, cold or utility station that will deliver the functionality you need.







Food Preparation Equipment

Before it ever hits a plate, every meal begins with equal parts planning, passion, and prowess. Food preparation equipment from Vollrath will help you capitalize on all three. Food prep equipment can streamline your kitchen to make you more efficient and focused on the task at hand.



**Manual
Food
Processors**



Grinders



**Can
Openers**



Mixers

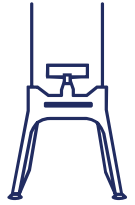


Slicers



**Vacuum
Packing**

How To Shop



Manual Food Processors



Save significant labor costs slicing, dicing, and wedging by using a food processor instead of cutting by hand. Our food processors also increase food yield and allow for more consistent cuts.

PAGES 9-13

Grinders



Vollrath grinders feature stainless steel construction and come standard with a sausage stuffer and feed stick.

PAGE 13

Can Openers



Get the cleanest, most hygienic cut ever with our EaziClean[®], Premium[™], and CanMaster[™] can openers.

PAGE 14

Mixers



Designed for heavy use, our durable mixers come standard with a stainless steel mixing bowl, dough hook, wire whisk, and flat beater.

PAGE 15

Slicers



Our performance and durability is what slices us apart from the competition. They're available in three blade sizes and feature nonstick coating.

PAGE 16

Vacuum Packing



Extend the shelf life of food and cut down on waste due to spoilage with a vacuum sealer. Vacuum sealing quickly marinates meats and when paired with the Sous Vide immersion circulator becomes the total package.

PAGE 17



Manual Food Processors

- Achieve significant labor savings when compared to cutting by hand
- Higher food quality – no browning or bruising
- Allows for consistent product with every cut
- Increased food yield

MANUAL FOOD PROCESSORS

- Vegetable slicers/dicers/wedgers
- Lettuce choppers/shredders
- Tomato slicers
- Cheese slicers and cubers
- Seafood cutters
- Potato cutters/scoopers
- Grill accessories



Tested to help save you time

BREEZE THROUGH PREP WORK

In an independent study, our Insta Cut® 5.1 manual food processor cut a tomato into a quarter-inch dice up to 74% faster than a chef using only a knife. When dicing onions, the InstaCut was up to 66% faster. Over the course of a year, the InstaCut was shown to have the potential to pay for itself with labor savings alone.



Insta Cut® 5.1

- Dice onions up to nine times faster and tomatoes nearly six times faster than traditional knife work
- Pop-in, pop-out thermoset blade
- Serrated blades require up to 50% less force than straight blades
- NEW captive fasteners will not get lost in food



COMPLETE UNIT #	CUT DESCRIPTION: IN (MM)	T-HANDLE, PUSHER BLOCK, AND BLADE*	REPLACEMENT BLADE ONLY*	CASE LOT
55457	¼ (6.4) dice	55483	55470	1
55458	⅜ (9.5) dice	55484	55471	1
55459	½ (12.7) dice	55485	55472	1
55460	¼ (6.4) slice	55486	55473	1
55461	⅜ (9.5) slice	55487	55474	1
55462	½ (12.7) slice	55488	55475	1
55463	4-section wedge	55489	55476	1
55464	6-section wedge	55490	55477	1
55465	8-section wedge	55491	55478	1
55466	10-section wedge	55492	55479	1
55467	12-section wedge	55493	55480	1
55468	6-section core	55494	55481	1
55469	8-section core	55495	55482	1



Insta Cut® 3.5

- Pop-in, pop-out thermoset blade
- NEW captive fasteners will not get lost in food
- Dice onions up to nine times faster and tomatoes nearly six times faster than traditional knife work



TABLETOP UNIT #	WALL MOUNT UNIT #	T-HANDLE, PUSHER BLOCK, AND BLADE* - TABLETOP	PUSHER BLOCK AND BLADE* - WALL MOUNT	CUT DESCRIPTION: IN (MM)	REPLACEMENT BLADE ONLY *	CASE LOT
15000	15016	15059	15081	¼ (6.4) dice	15062	1
15001	15017	15060	15082	⅜ (9.5) dice	15063	1
15002	15018	15061	15083	½ (12.7) dice	15064	1
—	—	15085	15084	¼ x ½ (6.4 x 12.7) dice	15086	1
15003	15019	15050	15073	4-section wedge	15065	1
15005	15021	15052	15075	6-section wedge	15067	1
15006	15022	15053	15076	8-section wedge	15068	1
15007	15023	15054	15077	10-section wedge	15069	1
15008	15024	15055	15078	12-section wedge	15070	1
15009	—	15087	15079	6-section core	15071	1
15010	15026	15058	15080	8-section core	15072	1

ACCESSORIES						
Base assembly		15100	—	—	—	1
Wall mount bracket		—	15125	—	—	1

*Vollrath warranty policies do not cover blades





Wedgemaster II™, Wedgemaster™, InstaBloom II™, Onion King™, Lettuce King I™, Lettuce King IV™ & Drum Ring, Fruit Slicer



ITEM #	DESCRIPTION: IN (MM)	OPEN DIMENSIONS (W X D X H): IN (CM)	CLOSED DIMENSIONS (W X D X H): IN (CM)	REPLACEMENT BLADE ITEM #*	CASE LOT
WEDGEMASTER II COMPLETE UNIT					
704-4	4-section cut NEW	9¾ x 9 x 16 (24.8 x 23 x 40.6)	9 x 8 x 16 (23 x 20.3 x 40.6)	704 (4-section)	1
700-1	6-section cut	9¾ x 9 x 16 (24.8 x 23 x 40.6)	9¼ x 9 x 15¼ (24.8 x 23 x 38.7)	706 (6-section)	1
700-4	8-section cut	9¾ x 9 x 16 (24.8 x 23 x 40.6)	9¼ x 9 x 15¼ (24.8 x 23 x 38.7)	708 (8-section) 712 (12-section)	1
WEDGEMASTER COMPLETE UNIT					
404N	4-section cut NEW	9 x 8 x 16 (23 x 20.3 x 40.6)	9 x 8 x 16 (23 x 20.3 x 40.6)	304 (4-section wedge)	1
606N	6-section cut	9 x 8 x 16 (23 x 20.3 x 40.6)	9 x 8 x 15½ (23 x 20.3 x 40.3)	306 (6-section wedge), 336 (6-section core)	1
808N	8-section cut	9 x 8 x 16 (23 x 20.3 x 40.6)	9 x 8 x 15½ (23 x 20.3 x 40.3)	308 (8-section wedge), 338 (8-section core)	1
808SG	8-section cut with safety guard	9 x 8 x 16 (23 x 20.3 x 40.6)	9 x 8 x 15½ (23 x 20.3 x 40.3)	308 (8-section wedge), 338 (8-section core)	1
INSTABLOOM II					
15604	InstaBloom II	14½ x 15½ x 20 (36.9 x 39 x 50)	14½ x 16 x 14½ (36.9 x 40.9 x 37.1)		1
ONION KING					
500N	⅜ (4.8) – 13 blades	19¼ x 13¾ x 19¼ (49 x 34.9 x 49)	19¼ x 13¾ x 15½ (49 x 34.9 x 39.4)	Blade Assembly 509	1
501N	¼ (6.4) – 11 blades	19¼ x 13¾ x 19¼ (49 x 34.9 x 49)	19¼ x 13¾ x 15½ (49 x 34.9 x 39.4)	Blade Assembly 511	1
502N	⅜ (9.5) – 7 blades	19¼ x 13¾ x 19¼ (49 x 34.9 x 49)	19¼ x 13¾ x 15½ (49 x 34.9 x 39.4)	Blade Assembly 510	1
503N	½ (12.7) – 6 blades	19¼ x 13¾ x 19¼ (49 x 34.9 x 49)	19¼ x 13¾ x 15½ (49 x 34.9 x 39.4)	Blade Assembly 512	1
LETTUCE KING I					
400N	⅜ (4.8) cut, 37 blades	17½ x 19 x 26¼ (44.5 x 48.3 x 66.7)	17½ x 23¼ x 13¾ (44.5 x 59.1 x 34)	435	1
403N	¼ (6.4) cut, 28 blades	17½ x 19 x 26¼ (44.5 x 48.3 x 66.7)	17½ x 23¼ x 13¾ (44.5 x 59.1 x 34)	485	1
402NC	⅜ (9.5) cut, 19 blades	17½ x 19 x 26¼ (44.5 x 48.3 x 66.7)	17½ x 23¼ x 13¾ (44.5 x 59.1 x 34)	484C	1
401N	¾ (19) cut, 10 blades	17½ x 19 x 26¼ (44.5 x 48.3 x 66.7)	17½ x 23¼ x 13¾ (44.5 x 59.1 x 34)	434	1
LETTUCE KING IV & DRUM RING					
4400N	1 x 1 (25.4 x 25.4) cut	17 x 17½ x 32 (43.2 x 44.5 x 81.28)	17 x 18½ x 21½ (44.5 x 47 x 54.9)	4408	1
2900	Drum Ring	22¾ dia. x 1½ (57.8 dia. x 4.8)	—	—	1
FRUIT SLICER**					
403NH	¼ (6.4) cut, 28 blades	12 ⁵⁷ / ₆₄ x 13 ¹⁵ / ₆₄ x 21 ¹⁵ / ₁₆ (32.7 x 33.6 x 55.8)	12 ⁵⁷ / ₆₄ x 19 ¹⁵ / ₁₆ x 9 ³ / ₁₆ (32.7 x 50.7 x 23.3)		1

*Vollrath warranty policies do not cover blades **Not NSF Certified



Potato Cutters

- Heavy, strong, nickel-plated ductile cast-iron frame and sure-grip handle



ITEM #	DESCRIPTION	REPLACEMENT BLADE ITEM #	CASE LOT
47703*	Wedge cut, 8-cut	45603-1	1
47715**	French fry, ⅜" (0.7 cm) cut size	45751-1	1
47713**	French fry, ⅜" (1 cm) cut size	45749-1	1
47714**	French fry, ⅜" (1.1 cm) cut size	45750-1	1
45682***	Potato cutter wall hanger bracket	—	1

*Replacement blades and parts available **Replacement blades available ***Screws not included



Oyster King™



COMPLETE UNIT #	REPLACEMENT BLADE ITEM #	CASE LOT
1853	5382	1





King Kutter™

- Shred, string, krinkle-cut, julienne, grate, and slice a wide variety of foods



COMPLETE UNIT #	DESCRIPTION	INCLUDED CONES	CASE LOT
6003	King Kutter with suction cup base	#1, 2 & 4	1
6005	King Kutter with suction cup base	#1-5	1

*Vollrath warranty policies do not cover blades



REPLACEMENT CONE ITEM #*	REPLACEMENT CONE DESCRIPTION: IN (MM)	CASE LOT
6011	#1 – 1/8 (3.2) shredder cut	1
6012	#2 – 3/16 (4.8) string cut	1
6013	#3 – 3/8 (9.5) petite french fry cut	1
6014	#4 – 1/8 (3.2) thin-slice cut	1
6015	#5 – 3/16 (4.8) crinkle cut	1
6016	#6 – 3/16 (4.8) thick-slice cut	1

CubeKing™, Cheese Blocker™



ITEM #	DESCRIPTION: IN (MM)	REPLACEMENT WIRE KIT	CASE LOT
1811	CubeKing 3/4 (19.1) cut	1823	1
1812	CubeKing 3/8 (9.5) cut	1823	1
1837	Cheese Blocker	1838	1



E-Z Juice Extractor



ITEM #	OVERALL HEIGHT: IN (CM)	MINIMUM TABLETOP SPACE REQUIRED (W X D): IN (CM)	CASE LOT
47704	26 (66) with handle in upright position	8 x 9 (20.3 x 22.9)	1



InstaSlice™

- Pop-in, pop-out thermoset blade
- Corrosion-resistant polyurethane food carrier
- HardCoat® pusher head fingers
- Detachable table stop



COMPLETE UNIT #	CUT SIZE: IN (MM)	BLADE TYPE	NO. OF BLADES	OPEN DIMENSIONS: (W X D X H): IN (CM)	REPLACEMENT BLADE ITEM #*	CASE LOT
15105	3/16 (4.8)	Scalloped	16	10 1/2 x 17 1/2 x 10 3/4 (26.7 x 44.5 x 27.3)	15115	1
15205	3/16 (4.8)	Straight	16	10 1/2 x 17 1/2 x 10 3/4 (26.7 x 44.5 x 27.3)	15209	1
15102	7/32 (5.6)	Scalloped	13	10 1/2 x 17 1/2 x 10 3/4 (26.7 x 44.5 x 27.3)	15112	1
15202	7/32 (5.6)	Straight	13	10 1/2 x 17 1/2 x 10 3/4 (26.7 x 44.5 x 27.3)	15206	1
15103	1/4 (6.4)	Scalloped	12	10 1/2 x 17 1/2 x 10 3/4 (26.7 x 44.5 x 27.3)	15113	1
15203	1/4 (6.4)	Straight	12	10 1/2 x 17 1/2 x 10 3/4 (26.7 x 44.5 x 27.3)	15207	1
15104	3/8 (9.5)	Scalloped	8	10 1/2 x 17 1/2 x 10 3/4 (26.7 x 44.5 x 27.3)	15114	1
15204	3/8 (9.5)	Straight	8	10 1/2 x 17 1/2 x 10 3/4 (26.7 x 44.5 x 27.3)	15208	1

*Vollrath warranty policies do not cover blades





Tomato Pro™

- NSF®-approved, high-density polyethylene base material
- Positive-stop arm helps keep slicer sturdy



COMPLETE UNIT #	DESCRIPTION	CUT: IN (MM)	BLADE STYLE	CASE LOT	REPLACEMENT BLADE ITEM #*	CUT: IN (MM)	BLADE STYLE	NO. OF BLADES	CASE LOT
0643N	Tomato Pro without safety guard	3/16 (4.8)	Straight	1	0653	3/16 (4.8)	Straight	15	1
0644N	Tomato Pro without safety guard	1/4 (6.4)	Straight	1	0654	1/4 (6.4)	Straight	11	1
0646N	Tomato Pro without safety guard	3/8 (9.5)	Straight	1	0656	3/8 (9.5)	Straight	8	1
0694N	Tomato Pro without safety guard	3/16 (4.8)	Scalloped	1	0648	3/16 (4.8)	Scalloped	15	1
0645N	Tomato Pro without safety guard	1/4 (6.4)	Scalloped	1	0652	1/4 (6.4)	Scalloped	11	1
0643SGN	Tomato Pro with safety guard	3/16 (4.8)	Straight	1	0653	3/16 (4.8)	Straight	15	1
0644SGN	Tomato Pro with safety guard	1/4 (6.4)	Straight	1	0654	1/4 (6.4)	Straight	11	1
—	—	—	—	—	0647	3/8 (9.5)	Scalloped	8	1

*Vollrath warranty policies do not cover blades




Tomato King™ Scooper



ITEM #	DESCRIPTION	CASE LOT
1400	Tomato King Scooper – bulk pack	144
1401	Tomato King Scooper – standard pack	24

Tater King™ Scooper



COMPLETE UNIT #	CASE LOT	REPLACEMENT BLADE ITEM #	REPLACEMENT HANDLE WITH GRIP ITEM #	REPLACEMENT CASE LOT
1801	12	1802	1803	1

Grill Tender®

- Removes carbonized food from grill surfaces easily
- Splash guard and extra-long handle offer added protection from burns and kickback of debris
- Durable steel point blade



COMPLETE UNIT #	DIMENSIONS (W X D X H): IN (CM)	REPLACEMENT BLADE ITEM #	CASE LOT
1101	21 ⁵ / ₈ x 6 x 3 ³ / ₈ (54.9 x 15.2 x 7.9)	1102R*	1

*Vollrath warranty policies do not cover blades



Petro-Gel

- Food-safe lubricant



ITEM #	DESCRIPTION	CASE LOT
15149	4 oz petrol sanitary gel lubricant	1

Grinders

ITEM #	MODEL	DESCRIPTION	DIMENSIONS (W X D X H): IN (CM)	OUTPUT	HP	VOLTAGE: AC	AMPS	PLUG
40743	MIN0012	Meat grinder No. 12	10 ³ / ₁₆ x 15 ³ / ₄ x 19 ¹ / ₁₆ (25.9 x 40 x 49.4)	264 lb (120 kg)/hr	1	110	6	5-15P
40744	MIN0022	Meat grinder No. 22	10 ³ / ₁₆ x 20 ¹ / ₄ x 24 ¹ / ₄ (27.5 x 51.4 x 61.6)	528 lb (240 kg)/hr	1 ¹ / ₂	110	8	5-15P

40744 – #22 Meat grinder has a #12 hub





Can Openers

THE CLEANEST, MOST HYGIENIC CUT EVER

- Patented quick-release blade carrier for easy cleaning
- EaziClean® blades are finished with antibacterial coating for increased safety
- High-grade steel cutting mechanism for clean cut – no risk of frayed metal shavings
- Case-hardened blade for longer life
- Wheels made from gear-cutting-grade steel – able to withstand intense pressure
- Ergonomic design for more comfortable use



EaziClean™ Can Openers

ITEM #	DESCRIPTION	BAR LENGTH: IN (CM)	MAX CAN HEIGHT: IN (CM)	GEAR: IN (CM)	OUTPUT PER DAY (#10 CAN)	CASE LOT	BLADE ITEM #	GEAR ITEM #	CARTRIDGE ITEM #
BCO-2000	Medium-duty, ZAMAC alloy construction, yellow collar	16 (40.6)	14 (35.6)	1 (2.5)	20 cans	1	BCO-11	BCO-12	BCO-15
BCO-3000	Medium-duty, ZAMAC alloy construction, yellow collar	25 (63.5)	22 (55.9)	1 (2.5)	20 cans	1	BCO-11	BCO-12	BCO-15
BCO-5000	Heavy-duty, stainless steel construction, blue collar	16 (40.6)	14 (35.6)	1½ (3.8)	60 cans	1	BCO-11	BCO-10	BCO-14
BCO-6000	Heavy-duty, stainless steel construction, blue collar	25 (63.5)	22 (55.9)	1½ (3.8)	60 cans	1	BCO-11	BCO-10	BCO-14
BCO-7000	Titan, stainless steel construction, dishwasher safe, black collar	25 (63.5)	22 (55.9)	1½ (3.8)	60+ cans	1	BCO-11	BCO-10	BCO-14

Premium™ and CanMaster™ Can Openers

ITEM #	DESCRIPTION	BAR LENGTH: IN (CM)	MAX CAN HEIGHT: IN (CM)	GEAR: IN (CM)	CASE LOT	BLADE ITEM #	GEAR ITEM #
BCO-1*	Premium can opener	16 (40.6)	14 (35.6)	1 (2.5)	1	BCO-11	BCO-12
BCO-4*	CanMaster can opener	16 (40.6)	14 (35.6)	1½ (3.8)	1	BCO-11	BCO-10

*Items BCO-1 and BCO-4 are not NSF® certified



Mixers

FLOOR/BENCH MIXERS

- Safety cutoff switch temporarily interrupts power if gears are changed without stopping the mixer
- Three-speed transmission, belt-driven
- 60-qt. model includes bowl truck for convenient bowl transport

COUNTERTOP MIXERS

- Commercial-grade table model with a powerful 1/3-hp motor
- Five-speed, 100% direct gear driven
- Digital control panel to make easy speed shifts while unit is running



Note: All mixers include mixing bowl, dough hook, wire whisk, and flat beater

ITEM #	MODEL	DESCRIPTION	DIMENSIONS (W X D X H): IN (CM)	TRANSMISSION	HP	VOLTAGE: AC	AMPS	PLUG
FLOOR/BENCH MIXERS								
40757	MIX1020	20 qt mixer with guard	20 3/8 x 20 3/8 x 35 5/8 (51.8 x 51.8 x 90.5)	3-speed	1/2	110	8	5-15P
40758	MIX1030	30 qt mixer with guard	25 x 24 1/2 x 47 7/8 (63.5 x 62.2 x 121.6)	3-speed	1	110	20	5-20P
40759	MIX1040	40 qt mixer with guard	26 1/2 x 26 5/8 x 47 7/8 (67.3 x 67.5 x 119.7)	3-speed	1 1/2	220	12	6-15P
40760	MIX1060	60 qt mixer with guard	27 3/8 x 30 x 55 13/16 (69.5 x 76.2 x 141.8)	3-speed	2	220	16	6-20P
COUNTERTOP MIXERS								
40755	MIX1007	7 qt mixer with guard	13 1/8 x 17 3/4 x 20 1/4 (33.3 x 45.1 x 51.4)	5-speed	1/3	110	6	5-15P
40756	MIX1010	10 qt mixer with guard	13 1/8 x 17 11/16 x 21 1/8 (33.2 x 44.9 x 53.8)	5-speed	1/3	110	6	5-15P



Mixer Accessories



ITEM #	DESCRIPTION	FITS
40785	Vegetable slicer head complete, comes with 5/16" (8 mm) shredder and 3/16" (5 mm) slicing plates	20 qt - 60 qt mixers
40786	Meat grinder head attachment for No. 12 hub with 1/8" (3 mm) and 5/16" (8 mm) grinder plates	20 qt - 60 qt mixers
40787	Reducer kit – includes 20 qt stainless steel bowl, whisk, dough hook, and beater	40 qt mixer
40781	Reducer kit – includes 30 qt stainless steel bowl, whisk, dough hook, and beater	60 qt mixer
MSG2003	1/8" (3 mm) slicing plate	40785 vegetable slicer head
MSG2005	Slicer knife for mixers	40785 vegetable slicer head
MSG3002	5/64" (2 mm) shredding plate	40785 vegetable slicer head
MSG3005	3/16" (5 mm) shredding plate	40785 vegetable slicer head
MSG3008	Mixer attachment, 5/16" (7 mm) shredding plate	Vegetable slicer head

DESCRIPTION	7 QUART ITEM #	10 QUART ITEM #	20 QUART ITEM #	30 QUART ITEM #	40 QUART ITEM #	60 QUART ITEM #
Wire whisk	XMIX0705	40762	40766	40770	40774	40778
Dough hook	XMIX0704	40763	40767	40771	40775	40779
Flat beater	XMIX0703	40764	40768	40772	40776	40780
Mixing bowl	XMIX0702	40761	40765	40769	40773	40777



Slicers

100% ITALIAN DESIGNED AND ENGINEERED FOR OPTIMUM RESULTS

- Proprietary nonstick coating reduces drag and makes your slicer easier to clean
- 25° or 35° gravity feed maximizes productivity by reducing operator fatigue and discomfort
- Built-in sharpener
- Hard-coated anodized aluminum body



Certified to NSF/ANSI 8



SCAN HERE TO LEARN MORE ABOUT ACCESSORIES



40950



ITEM #	40950	40951	40952	40954	40955
RATING	Medium	Medium	Heavy	Heavy	Max
PROCESSED MEATS	x 3hr/day	x 3hr/day	x continuous	x continuous	x continuous
CHEESE	–	–	x continuous	x continuous	x continuous
BLADE	10"	12"	12"	12"	13"
SLICE THICKNESS	Up to ½"	Up to ½"	Up to 1"	Up to 1"	Up to 1"
25° GRAVITY FEED	✓	✓	–	–	–
35° GRAVITY FEED	–	–	✓	✓	✓
NON-STICK COATING	✓	✓	✓	✓	✓
SAFE BLADE REMOVAL SYSTEM	–	–	✓	✓	✓
PERMANENT BLADE RIM GUARD	–	✓	✓	✓	✓
REMOVABLE CARRIAGE	✓	✓	✓	✓	–
EXTRA-LONG SLIDE ROD	–	–	–	–	✓
TILTING	–	–	–	–	✓
KICKSTAND	–	–	–	✓	✓
HORSEPOWER MOTOR	⅓ peak HP	⅔ peak HP	½ peak HP	¾ peak HP	½ peak HP

ITEM #	MODEL #	DESCRIPTION: IN (CM)	DIMENSIONS (W X D X H): IN (CM)	DRIVE	HP	VOLTAGE: AC	AMPS	PLUG
40950	SLM250/S	10 (25.4) medium-duty slicer	22⅞ x 22⅞ x 18⅞ (56 x 57 x 47.5)	Belt	⅓	120	2.5	5-15P
40951	SLM300P/S	12 (30.5) medium-duty slicer	24 x 25⅜ x 20⅞ (61 x 64 x 51)	Belt	⅔	120	1.8	5-15P
40952	SLP300/S	12 (30.5) heavy-duty slicer	22⅞ x 27⅞ x 22⅞ (54.7 x 71 x 54.7)	Belt	½	120	2	5-15P
40954	SLP300EA/S	12 (30.5) heavy-duty slicer, automatic	22⅞ x 29⅞ x 24⅞ (57.5 x 75.2 x 63.2)	Belt	¾	120	4	5-15P
40955	SLP330E/S	13 (33.0) deluxe deli-style slicer	25⅞ x 28⅜ x 24¼ (64 x 73 x 61.6)	Belt	½	120	2	5-15P



Vacuum Packing

OUT-OF-CHAMBER

- Out-of-chamber vacuum packing requires specific bag type (listed below)
- Not suited for use with liquids

IN-CHAMBER

- Suitable with wet or dry products
- Stainless steel chamber
- Easy removal of chamber components for thorough cleaning
- Item 40834 features digital control system with additional features and convenience



ITEM #	MODEL	DIMENSIONS (W X D X H): IN (CM)	CHAMBER SIZE (W X D X H): IN (CM)	SEALING BAR LENGTH: IN (CM)	VOLTAGE: AC	WATTS	AMPS	PLUG
OUT-OF-CHAMBER VACUUM PACK MACHINE								
40858	Junior	14¾ x 11¼ x 5¼ (37.5 x 29.7 x 14.5)	—	12¾ (31)	120	380	3.3	5-15P
IN-CHAMBER VACUUM PACK MACHINES								
40831	VP12	17½ x 21¼ x 14¾ (44.9 x 55.4 x 36.5)	14½ x 17 x 4 (36.8 x 43.2 x 10.2)	12" (30.5)	120	500	8.5	5-15P
40833	VP16	19¾ x 20¼ x 15¾ (49.2 x 52.9 x 38.9)	16¼ x 16½ x 5 (42.7 x 41.9 x 12.7)	16" (40.6)	120	900	13	5-20P
40834	VPP16	19¾ x 20¾ x 18 (49.2 x 51.8 x 45.7)	16¼ x 16½ x 5 (42.7 x 41.9 x 12.7)	16" (40.6)	120	900	13	5-20P

Note: 40831 includes acrylic incline plates

ITEM #	SEAL BAR	NUMBER OF SEALING BARS	VACUUM BY TIME	VACUUM BY DESIRED PRESSURE	LIQUID SENSOR CONTROL	ADJUSTABLE SOFT-AIR SETTING	MAINTENANCE REMINDER	ADVANCED CONTROL SYSTEM	CUSTOMIZABLE PROGRAMS	PASSWORD-CONTROLLED ACCESS	USB CONNECTION FOR LABEL PRINTER	LABEL PRINTING	HACCP LOGGING	MARINATE FUNCTION
40831	12"	1	✓	—	—	—	✓	—	—	—	—	—	—	—
40833	Two 16"	2	✓	✓	✓	✓	✓	—	10	—	—	—	—	—
40834	Two 16"	2	—	✓	✓	✓	✓	✓	20	✓	✓	✓	✓	✓

Vacuum Pack Bags

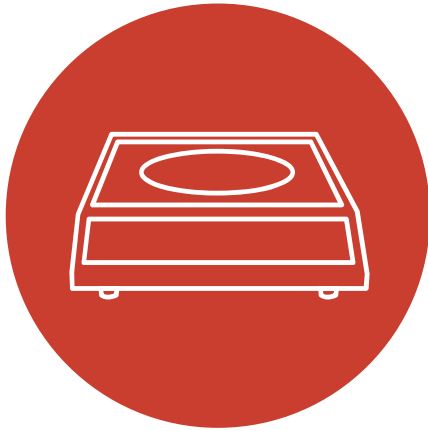
ITEM #	DESCRIPTION	DIMENSIONS: IN (CM)	TOTAL THICKNESS	MAX TEMP: °F (°C)	CASE LOT
40812	Out-of-chamber	6 x 12 (15.2 x 30.5)	3.9 mil	158 (70)	100
40813	Out-of-chamber	8 x 12 (20.3 x 30.5)	3.9 mil	158 (70)	100
40814	Out-of-chamber	10 x 14 (25.4 x 35.6)	3.9 mil	158 (70)	100
40815	In-chamber – regular	8 x 12 (20.3 x 30.5)	3.0 mil	158 (70)	100
40816	In-chamber – regular	10 x 15 (25.4 x 38.1)	3.0 mil	158 (70)	100
40817	In-chamber – regular	12 x 16 (30.5 x 40.6)	3.0 mil	158 (70)	100
40818	In-chamber – regular	14 x 20 (35.5 x 45.7)	3.0 mil	158 (70)	100
23850	In-chamber – "boil-in"	6 x 8 (15.2 x 20.3)	4.0 mil	212 (100)	100
23852	In-chamber – "boil-in"	8 x 12 (20.3 x 30.4)	4.0 mil	212 (100)	100
23854	In-chamber – "boil-in"	12 x 16 (30.5 x 40.6)	4.0 mil	212 (100)	100

PAIR IT WITH A SOUS VIDE IMMERSION CIRCULATOR

- Precise, repeatable results with no moisture loss
- Occupies minimal counter space
- See page 35







Cooking Equipment

From induction ranges and sous vide immersion circulators to griddles and fryers to our complete collection of conveyor toasters and ovens, Vollrath has every countertop cooking appliance you need to make your kitchen more efficient and innovative.




Induction Ranges



Conveyor Toasters & Conveyor Ovens



Specialty Ovens



Charbroilers & Griddles

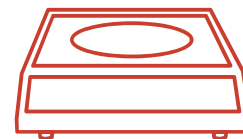


Panini Sandwich Grills



Specialty Cooking Equipment

How To Shop



Induction Ranges



With an all-new, sleek efficient design and induction technology, our full line of induction products are safer, more precise, faster, and more efficient than traditional gas ranges.

PAGES 21-23

Conveyor Toasters & Conveyor Ovens



Our wide variety of conveyor toasters and ovens meet the needs of any foodservice operation and are energy efficient and maintenance free.

PAGES 24-28


Specialty Ovens



Our full line of ranges gives you the flexibility and performance you need. Our convection and microwave ovens are designed to stand up to even the busiest kitchen.

PAGE 29

NEW// Charbroilers, Griddles



Our rugged, versatile line of heavy-duty and medium-duty charbroilers and griddles is designed to get the cooking and the cleanup done quickly.

PAGES 30-32

NEW// Panini Sandwich Grills



Expand your menu easily with panini and flat-plate sandwich presses. Each model features a heavy-duty design and is thermostatically controlled for consistent results.

PAGE 33

NEW// Specialty Cooking Equipment



Designed for quick heat-up and recovery, our fryers help you keep up with even the busiest rush on fries, breaded fish, and more. In addition, get precise, repeatable results with Vollrath's sous vide immersion circulators. Cooking with precise temperature control allows you to create tender, juicy meats.

PAGES 32, 34-35




Induction Ranges



**CAYENNE® HD
INDUCTION RANGE**



**HP14
MODELS**



**MPI4
MODELS**



**MIRAGE®
PRO**



**MIRAGE®
CADET**



**INDUCTION
WOK RANGE**

OUTPUT					
11,600 Maximum Wattage	3,800 Maximum Wattage	1,800 Maximum Wattage	1,800 Maximum Wattage	1,800 Maximum Wattage	3,500 Maximum Wattage
IDEAL FOR					
Ideal for heavy-duty and supplemental back-of-the-house range cooking, flameless cooking leads to safer working conditions and cooler kitchens. Excellent for menu items that require more accurate temperature control.	Perfect for high-volume, high-speed, and continuous-duty stockpot stations.	Great for medium volumes and speed, high-speed sautéing, and small stockpot and saucepot warming.	A smart choice for light commercial, sauté, and non continuous small stockpot warming. Preferred by chefs for a variety of cooking techniques.	Suitable for light commercial, sauté, and non continuous small stockpot warming.	Ideal for preparing menu items with gas like performance but the high efficiency of induction in a safe, flameless, easy-to-use electrical application for commercial use.
APPROX. TOP HEATING TEMPERATURE					
550°F	450°F	450°F	400°F	400°F	850°F
EFFICIENCY					
85%	93%	90%	90%	75%	90%
POWER RANGE SETTINGS					
Rotary, 1 to 100	Rotary, 1 to 100	Rotary or Slide, 1 to 100	1 to 100	1 to 20	1 to 100, turbo
WARRANTY					
1 year	2 years	2 years	2 years	1 year	1 year

Additional Dual Hob Models Available

ULTRA	PROFESSIONAL
 <p>3,800 Maximum wattage per hob</p>	 <p>3,800 Maximum wattage per hob Available in front-to-back or side-by-side models</p>

IMPORTANT NOTE: Vollrath will guarantee that Vollrath induction-ready products will work with Vollrath induction ranges and warmers, unless otherwise noted. Vollrath induction ranges and warmers are calibrated to work with a wide range of induction-ready products, but we cannot guarantee the quality and material choices of other manufacturers, or the performance of our ranges when used with those products.



SCAN HERE TO LEARN MORE ABOUT **DROP-IN INDUCTION RANGES**





Induction Ranges

With sleek, efficient design and best-in-class induction technology, our full line of induction products are safer, more precise, faster, and more efficient than traditional gas ranges.



Mirage®

ITEM #	DESCRIPTION	DIMENSIONS (W X D X H): IN (CM)	VOLTAGE: AC	KW	AMPS	PLUG	EFFICIENCY	POWER LEVELS	TEMP SETTING: °F	WARRANTY	CASE LOT
PRO											
59500P	Countertop – US only	14 x 15¼ x 3 (35.6 x 38.7 x 7.6)	120	1.8	15	5-15P	90%	1 to 100	80 to 400	2 year	1
59510P	Countertop – Canada only	14 x 15¼ x 3 (35.6 x 38.7 x 7.6)	120	1.4	12	5-15P	90%	1 to 100	80 to 400	2 year	1
CADET											
59300	Countertop – US only	12 x 16 x 3½ (30.5 x 40.6 x 7.9)	120	1.8	15	5-15P	75%	1 to 20	100 to 400	1 year	1
59310	Countertop – Canada only	12 x 16 x 3½ (30.5 x 40.6 x 7.9)	120	1.4	12	5-15P	75%	1 to 20	100 to 400	1 year	1
CARRYING CASE											
59145	Carrying case for Mirage countertop units	16½ x 18½ x 4½ (41.9 x 47 x 11.4)									1



Induction Wok Range

- 100 power level settings
- Turbo button

Stainless steel template for drop-in induction wok range



ITEM #	DESCRIPTION	DIMENSIONS (W X D X H): IN (CM)	VOLTAGE: AC	KW	AMPS	CASE LOT
6958301	Countertop induction wok range*	17 x 20½ x 8¾ (43.2 x 51 x 21)	208-240	3-3.5	14.6	1
58814	Carbon steel wok pan	Pan diameter 14 (35.6) x height 3¾ (9.9)	–	–	–	1
69584	Stainless steel template for drop-in induction wok range	22 x 19 x ¾ (55.9 x 48.3 x 1.9)	–	–	–	1

*Ships with carbon steel wok pan





Cayenne® HD Induction Ranges

- 90% efficiency compared to 40% for gas means:
 - Instant, controllable heat
 - Lower energy costs, including HVAC
 - A cooler kitchen



ITEM #	DESCRIPTION	DIMENSIONS (L X H X D): IN (CM)	VOLTAGE	MAX KW/HOB	PLUG	TOTAL AMPS	CASE LOT
912HIMC	12" dual-hob – manual control (US/Canada)	12 x 13 ⁵ / ₈ x 30 (30.5 x 34.6 x 76.2)	208/240	2,900	6-30P	24	1
924HIMC*	24" four-hob – manual control (US/Canada)	24 x 13 ⁵ / ₈ x 30 (61.0 x 34.6 x 76.2)	208/240	2,900	6-30P	2 x 24	1
912HIDC	12" dual-hob – digital control (US/Canada)	12 x 13 ⁵ / ₈ x 30 (30.5 x 34.6 x 76.2)	208/240	2,900	6-30P	24	1
924HIDC*	24" four-hob – digital control (US/Canada)	24 x 13 ⁵ / ₈ x 30 (61.0 x 34.6 x 76.2)	208/240	2,900	6-30P	2 x 24	1

*Four-hob provided with two 30-amp plugs. Requires two independent circuits.



NEW 4-Series Countertop Induction Ranges

- Expanded magnetic field emulates gas
- High Power Units:
 - 93% efficiency
 - Time to boil 28% faster than electric hot plate ranges, up to 19% faster than competitive ranges
- Medium Power Units:
 - 90% efficiency
 - Time to boil 20% faster than electric hot plate ranges, up to 13% faster than competitive ranges



ITEM #	DESCRIPTION	DIMENSIONS (L X H X D): IN (CM)	VOLTAGE: AC	MAX KW/HOB	PLUG	TOTAL AMPS	CASE LOT
HIGH POWER							
HPI4-2600	Temperature control probe and programs	16 ¹ / ₂ x 5 ³ / ₈ x 19 ³ / ₈ (42 x 13.3 x 49.2)	208/240	2,600	6-20P	10.8	1
HPI4-3000	Temperature control probe and programs	16 ¹ / ₂ x 5 ³ / ₈ x 19 ³ / ₈ (42 x 13.3 x 49.2)	208/240	3,000	6-20P	12.5	1
HPI4-3800	Temperature control probe and programs	16 ¹ / ₂ x 5 ³ / ₈ x 19 ³ / ₈ (42 x 13.3 x 49.2)	208/240	3,800	6-20P	15.8	1
MEDIUM POWER							
MPI4-1800	Knob control	12 ³ / ₄ x 3 ¹ / ₂ x 17 ³ / ₈ (32.4 x 9 x 45.2)	120	1,800	5-15P	15	1
MPI4-1440	Knob control	12 ³ / ₄ x 3 ¹ / ₂ x 17 ³ / ₈ (32.4 x 9 x 45.2)	120	1,440	5-15P	12	1
MPI4-1800S	Slider/touch control	12 ³ / ₄ x 3 ¹ / ₂ x 17 ³ / ₈ (32.4 x 9 x 45.2)	120	1,800	5-15P	15	1
MPI4-1440S	Slider/touch control	12 ³ / ₄ x 3 ¹ / ₂ x 17 ³ / ₈ (32.4 x 9 x 45.2)	120	1,440	5-15P	12	1

*MPI4-1400 units only



Ultra Series Induction Ranges



ITEM #	DESCRIPTION	MAX PAN SIZE: IN (CM)	DIMENSIONS (W X D X H): IN (CM)	VOLTAGE: AC	MAX KW	AMPS	PLUG	CASE LOT
ULTRA								
69507	Dual-hob countertop front to back	12 (30.5)	15 ⁷ / ₈ x 29 ³ / ₄ x 5 ¹ / ₈ (40.3 x 75.6 x 14.8)	208/240	3.5*	29.2	6-50P	1
69505**	Drop-in	14 (35.6)	17 ³ / ₈ x 16 ¹ / ₂ x 4 ³ / ₄ (44.1 x 41.9 x 12)	208/240	3.5	14.6	6-20P	1
69508**	Dual-hob drop-in front to back	12 (30.5)	17 ³ / ₈ x 27 ⁷ / ₈ x 5 ¹ / ₈ (44.1 x 70.8 x 13)	208/240	3.5*	29.2	6-50P	1
PROFESSIONAL								
69522	Dual-hob countertop front to back	12 (30.5)	15 ⁷ / ₈ x 29 ³ / ₄ x 5 ¹ / ₈ (40.4 x 75.6 x 14.8)	208/240	2.9 per hob	24	6-30P	1
69523	Dual-hob countertop side by side	12 (30.5)	26 ⁵ / ₈ x 18 ³ / ₈ x 5 ¹ / ₂ (67.6 x 46.7 x 14)	208/240	2.9 per hob	24.1	6-30P	1
69524*	Dual-hob drop-in front to back	12 (30.5)	17 ³ / ₈ x 27 ⁷ / ₈ x 4 ³ / ₄ (44.1 x 70.8 x 12.1)	208/240	2.9 per hob	24.2	6-30P	1
69521*	Single-hob drop-in	14 (35.6)	17 ³ / ₈ x 16 ¹ / ₂ x 4 ¹ / ₂ (44.8 x 42.5 x 11.4)	208/240	2.9	12.1	6-20P	1

*Per Hob **69505/69508 control box cutout dimensions: 7" x 3 3/8" (18.4 x 9.8 cm) – Note: 1 control per hob





Conveyor Toasters

- Radiant heating promotes uniform results and energy efficiency
- Most models have energy-efficient, fast-reacting quartz heaters
- Standby mode saves up to 75 percent energy during slow periods when unit is not in use and allows unit to quickly return to full power
- Variable speed control to achieve desired color
- Maintenance-free drive system; stainless steel drive chain does not require lubrication



Conveyor Toasters



ITEM #	MODEL #	FOOD PRODUCT TYPE	PRODUCT OPENING HEIGHT: IN (CM)	BELT WIDTH: IN (CM)	VOLTAGE: AC	WATTS	OUTPUT	ONE-SIDED TOASTING OPTION
CT2-120350	JT1	Standard breads	1¾ (3.2)	10½ (26.7)	120	1600	Up to 350 slices or bun halves per hour	–
CT2H-120250	JT1H	Standard breads, specialty breads, buns & bagels	1 - 2½ (2.5 - 7.6)	10½ (26.7)	120	1600	Up to 250 slices or bun halves per hour	–
CT2B-120500	JT1B	Standard breads, buns & bagels	1¾ (3.2)	10½ (26.7)	120	1600	Up to 500 slices or bun halves per hour	✓
CT2BH-120400	JT1BH	Standard breads, specialty breads, buns & bagels	1 - 2½ (2.5 - 7.6), adjustable	10½ (26.7)	120	1600	Up to 400 slices or bun halves per hour	✓
CT4-120450					120	1700		
CT4-208800	JT2	Standard breads	1½ (3.8)	10½ (26.7)	208	2800	Up to 450-800 slices or bun halves per hour	–
CT4-240800					240	2800		
CT4H-120300					120	1700		
CT4H-208550	JT2H	Standard breads, specialty breads, buns & bagels	1½ - 3 (3.8 - 7.6), adjustable	10½ (26.7)	208	2800	Up to 300-550 slices or bun halves per hour	–
CT4H-240550					240	2800		

*220V models (CT4-220800 and CT4H-220550) are made to order. Contact your Vollrath representative.

International models also available. Visit vollrathfoodservice.com/toasters.



Conveyor Toasters *continued*



ITEM #	MODEL #	FOOD PRODUCT TYPE	PRODUCT OPENING HEIGHT: IN (CM)	BELT WIDTH	VOLTAGE: AC	WATTS	OUTPUT	ONE-SIDED TOASTING OPTION
CT4B-2081200*	JT2B*	Buns & bagels	2¼ (5.7)	10½ (26.7)	208	3200	Up to 1,200 bagel or bun halves per hour	✓
CT4B-2401200*								
CT4-2081000	JT3	Standard breads	1½ (3.8)	14½ (36.8)	208	3600	Up to 1,000 slices or bun halves per hour	-
CT4-2401000								
CT4H-208950	JT3H	Standard breads, specialty breads, Buns & Bagels	1½ - 3 (3.8 - 7.6), adjustable	14½ (36.8)	208	3600	Up to 950 slices or bun halves per hour	-
CT4H-240950								
CT4BH-2081400	JT3BH	Standard breads, specialty breads buns & bagels	1½ - 3 (3.8 - 7.6), adjustable	14½ (36.8)	208	3600	Up to 1,400 slices or bun halves per hour	✓
CT4BH-2401400								
CT4-2082000	JT2000	Standard breads, buns & bagels	1¾ (4.4)	14½ (36.8)	208	4800	Up to 2,000 slices or bun halves per hour	✓
CT4-2402000								

*Model JT2B has heavy-duty metal-sheathed heating elements.

*220V models CT4-2201000, CT4H-220950, CT4BH-2201400 and CT4-2202000 are made to order. Contact your Vollrath representative.



International models also available. Visit vollrathfoodservice.com/toasters

Dual Conveyor Toasters

- Two toasters in the footprint of one
- Extremely versatile – best used when two different breads are required at the same time



ITEM #	MODEL #	FOOD PRODUCT TYPE	PRODUCT OPENING HEIGHT: IN (CM)	BELT WIDTH: IN (CM)	VOLTAGE: AC	WATTS	OUTPUT
CT4-208DUAL	JT4	Standard breads, specialty breads, buns & bagels	Top chamber 1½ - 3 (3.8 - 7.6) adjustable; bottom chamber 1½ (3.8) adjustable 1½ (3.8)	14½ (36.8)	208	4900	Up to 1,100 slices or bun halves per hour combined
CT4-240DUAL							

*220V models CT4-220DUAL and CVT4-220DUAL are made to order. Contact your Vollrath representative.



International models also available. Visit vollrathfoodservice.com/toasters



Dual Conveyor Convertible Toasters

- Our most versatile unit toasts different items simultaneously
- Top chamber quickly and easily converts from standard toaster to pass-through



ITEM #	MODEL #	FOOD PRODUCT TYPE	PRODUCT OPENING HEIGHT: IN (CM)	BELT WIDTH	VOLTAGE: AC	WATTS	OUTPUT
CVT4-208DUAL	JT4HC	Standard breads, specialty breads, sandwiches, finishing entrées, buns & bagels	Bottom opening – adjustable up to 1½ (3.8)	14½ (36.8)	208	4950	Up to 1,100 slices per hour
CVT4-240DUAL			Top opening – 1½ - 3 (3.8 - 7.6) adjustable		240		

*220V models CT4-220DUAL and CVT4-220DUAL are made to order. Contact your Vollrath representative

International models also available. Visit vollrathfoodservice.com/toasters

Convertible Toasters (JT2HC & JT3HC)

- Quickly converts from standard toaster to pass-through – two units in one
- Toast bread and bagels as well as toast sandwiches and melt cheese in one unit



ITEM #	FOOD PRODUCT TYPE	PRODUCT OPENING HEIGHT: IN (CM)	BELT WIDTH: IN (CM)	VOLTAGE: AC	WATTS	OUTPUT
JT2HC						
CVT4-120300	Standard breads, sandwiches	1½ - 3 (3.8 - 7.6) adjustable	2-slice 10½ (26.7)	120	1700	Up to 300 slices per hour
JT3HC						
CVT4-208900	Breads, sandwiches, finishing entrées	1½ - 3 (3.8 - 7.6) adjustable	3-slice 14½ (36.8)	208	3600	Up to 900 slices per hour
CVT4-240900				240		Up to 900 slices per hour

*220V models CVT4-220550 and CVT4-220900 are made to order. Contact your Vollrath representative.

International models also available. Visit vollrathfoodservice.com/toasters

Contact Toasters (CBT15)

- Aluminum platen provides a smoothly toasted surface to help buns support juicy burgers and sauces
- Two product openings adjust ½" - 1" (1.3 - 2.5 cm) to accommodate different types of buns



ITEM #	FOOD PRODUCT TYPE	PRODUCT OPENING WIDTH: IN (CM)	VOLTAGE: AC	WATTS
CBT15				
VCT4-208	Buns	13¾ (33.5)	208	3200
VCT4-240		13¾ (33.5)	240	

ACCESSORIES	
351032	Release Sheets (2) for CBT15
351034	Butter Wheel* for CBT15

*Butter Wheel not NSF certified



Conveyor Ovens

- Variable speed control allows for real-time adjustments
- MGD & JPO Models: thermostatic top and bottom heat controls to achieve desired results
- Radiant heating promotes uniform results and energy efficiency
- Energy-efficient, fast-reacting quartz heaters
- Based on independent UL testing, this product complies with NFPA 96 for ventless operation using the EPA 202 test method. Ventless allowance is dependent upon AHJ approval



Digital Pizza Oven (MGD18)

- Digital controls, 4 independent, thermostatically controlled zones
- Ideal for pizza, flatbread, or calzones



ITEM #	FOOD PRODUCT TYPE	PRODUCT OPENING HEIGHT: IN (CM)	PRODUCT OPENING WIDTH: IN (CM)	VOLTAGE: AC	WATTS
MGD18					
PO6-20818	Fresh or frozen dough, par-baked pizzas, flatbreads & calzones	1½ - 4 (3.8 - 10.2) adjustable	18 (45.7)	208	6200
PO6-24018				240	
ACCESSORIES					
351037	Dual oven stacking spacer for JPO18/MGD18				

*220V model PO6-22018 is made to order. Contact your Vollrath representative.

Conveyor Pizza Ovens (JPO14/JPO18)

- Specific left and right belt direction
- Thermostatically controlled heating elements
- Ideal for pizza or flatbread



ITEM #	FOOD PRODUCT TYPE	PRODUCT OPENING HEIGHT: IN (CM)	PRODUCT OPENING WIDTH: IN (CM)	VOLTAGE: AC	WATTS
JPO14					
PO4-20814L-R	Fresh or frozen dough par-baked pizzas & flatbreads	1½ - 4 (3.8 - 10.2) adjustable	14 (35.6)	208	5600
PO4-20814R-L				240	
PO4-24014L-R				240	
PO4-24014R-L				240	
JPO18					
PO4-20818L-R	Fresh or frozen dough par-baked pizzas & flatbreads	1½ - 4 (3.8 - 10.2) adjustable	18 (45.7)	208	6200
PO4-20818R-L				240	
PO4-24018L-R				240	
PO4-24018R-L				240	
ACCESSORIES					
351036	Dual oven stacking spacer for JPO14				
351037	Dual oven stacking spacer for JPO18/MGD18				

*220V models (PO4-22014L-R, PO4-22014R-L, PO4-22018L-R, and PO4-22018R-L) are made to order. Contact your Vollrath representative.



Conveyor Sandwich Ovens (JB2H & JB3H)



ITEM #	FOOD PRODUCT TYPE	PRODUCT OPENING HEIGHT: IN (CM)	PRODUCT OPENING WIDTH: IN (CM)	VOLTAGE: AC	WATTS
JB2H					
SO2-12010.5				120	1700
SO2-20810.5	Sandwiches	1½ - 3 (3.8 - 7.6) adjustable	10.5 (26.7)	208	2800
SO2-24010.5				240	2800
JB3H					
SO2-20814.5	Sandwiches & finishing entrées	1½ - 3 (3.8 - 7.6) adjustable	14.5 (36.8)	208	3600
SO2-24014.5				240	3600
ACCESSORIES					
351038	Dual stacking spacer for JB2H				
351042	Dual stacking spacer for JB3H				

*220V models (SO2-22010.5 and SO2-22014.5) are made to order. Contact your Vollrath representative.

 International models also available. Visit vollrathfoodservice.com/toasters.

Cheese Melters/Finishing Ovens



JW1



JW2



JW30



JW30PA

ITEM #	MODEL #	WIDTH: IN (CM)	PRODUCT OPENING WIDTH: IN (CM)	PLATE ACTIVATED	VOLTAGE: AC	WATTS
CM2-12020	JW1	20 (50.8)	12½ (31.8)	—	120	1200
CM2-12026	JW2	26 (66)	20¼ (51.4)	—	120	1650
CM4-20835	JW30	35 (88.9)	28½ (72.4)	—	208	3660
CM4-24035	JW30	35 (88.9)	28½ (72.4)	—	240	3660
CM4-20835PA	JW30PA	35 (88.9)	28½ (72.4)	✓	208	3660
CM4-24035PA	JW30PA	35 (88.9)	28½ (72.4)	✓	240	3660

ACCESSORIES						
351035	Wall mount bracket for cheese melters					



Specialty Ovens

Chicken Rotisserie Ovens

- Can be used for other foods, such as ribs, roasts, vegetables, and even whole fish

NEW

RO4-208240-8



40841



ITEM #	MODEL #	DESCRIPTION	DIMENSIONS (W X D X H): IN (CM)	COOKING CHAMBER DIMENSIONS (W X D X H): IN (CM)	VOLTAGE: AC	WATTS	AMPS	PLUG	CASE LOT
RO4-208240-8*	ROV-08	8-bird rotisserie oven	29¼ x 20¼ x 23½ (74.3 x 51 x 58.7)	20.6 x 18.3 x 18.3 (52.3 x 46.5 x 46.5)	208-240	2884-3840	13.9-16	6-20P	1
40841**	CGA8016	15-bird rotisserie oven	37 x 21½ x 26½ (94 x 55 x 66.3)	26¼ x 21¼ x 19¼ (67.2 x 54.5 x 49.7)	220	5000	22	6-30P	1

ACCESSORIES

60089

8-bird stacking kit



*RO4-208240-8



**40841

Pizza/Bake Oven



ITEM #	MODEL #	SHELF SIZE: IN (CM)	OVERALL DIMENSIONS (W X D X H): IN (CM)	COOKING CHAMBER SIZE (W X D X H): IN (CM)	TEMP RANGE: °F (°C)	VOLTAGE: AC	WATTS	AMPS	PLUG	CASE LOT
40848	POA8002	17½ x 17½ (44.5 x 44.5)	23½ x 27¼ x 21¾ (58.7 x 69.2 x 55.2)	18½ x 19¾ x 9¾ (47 x 48.7 x 23.9)	140-750 (60-399)	208-240	2100-2800	10.1-11.6	6-15P	1



Convection Ovens

- Custom baffle fan and specially designed diffuser plate
- Temperature range: 150°F - 570°F (66°C - 299°C)
- Full-size has steam injection for crispy bread crusts
- Based on independent UL testing, this product complies with NFPA 96 for ventless operation using the EPA 202 test method. Ventless allowance is dependent upon AHJ approval



40702



40701

ITEM #	MODEL #	DESCRIPTION	NUMBER OF SHELVES	DIMENSIONS (W X D X H): IN (CM)	COOKING CHAMBER SIZE (W X D X H): IN (CM)	VOLTAGE: AC	WATTS	AMPS	PLUG	CASE LOT
40703	COA7002	Half-size	3	23¾ x 23½ x 18¼ (59.5 x 59.7 x 45.8)	18½ x 13 x 8¾ (47 x 33 x 21.8)	120	1500W	12.5	5-15P	1
40701	COA8004	Half-size	4	23¾ x 23½ x 23¼ (59.4 x 59.7 x 59)	18½ x 13 x 13¾ (47 x 33 x 35)	230	2520	11	6-15P	1
40702	COA8005	Full-size	4	32¾ x 32 x 26½ (83.5 x 81.3 x 63.7)	27¾ x 19¼ x 13¾ (70.2 x 49.4 x 35)	208-240	4330-5760	20.8-24	6-30P	1



Microwave Ovens



40830



40819

ITEM #	MODEL #	DESCRIPTION	OVERALL DIMENSIONS (W X D X H): IN (CM)	COOKING CHAMBER DIMENSIONS (W X D X H): IN (CM)	VOLTAGE: AC	WATTS	AMPS	PLUG	CASE LOT
40819	MWA7025	Digital	20½ x 18½ x 12¼ (52.1 x 46 x 31.1)	13¾ x 14¾ x 7¾ (33.3 x 36.5 x 19.8)	120	1000	12.1	5-15P	1
40830	MWA7125	Manual	20½ x 18½ x 12¼ (52.1 x 46 x 31.1)	13¾ x 14¾ x 7¾ (33.3 x 36.5 x 19.8)	120	1000	12.1	5-15P	1





Gas Countertop Ranges

Powerful! High BTUs for faster throughput



CBGHD-24

NEW

Heavy-Duty Charbroilers

ITEM #	DESCRIPTION	DIMENSIONS (W X D X H): IN (CM)	OUTPUT (BTU)	NUMBER OF BURNERS	CASE LOT	LAVA ROCK KITS
CBGHD-18	18" heavy-duty radiant charbroiler	18 x 31 $\frac{3}{8}$ x 16 $\frac{3}{8}$ (45.7 x 80 x 41.6)	60,000	3	1	352574-1
CBGHD-24	24" heavy-duty radiant charbroiler	24 x 31 $\frac{3}{8}$ x 16 $\frac{3}{8}$ (61 x 80 x 41.6)	80,000	4	1	352574-1
CBGHD-36	36" heavy-duty radiant charbroiler	36 x 31 $\frac{3}{8}$ x 16 $\frac{3}{8}$ (91.4 x 80 x 41.6)	120,000	6	1	352576-1
CBGHD-48	48" heavy-duty radiant charbroiler	48 x 31 $\frac{3}{8}$ x 16 $\frac{3}{8}$ (121.9 x 80 x 41.6)	160,000	8	1	352577-1
CBGHD-60	60" heavy-duty radiant charbroiler	60 x 31 $\frac{3}{8}$ x 16 $\frac{3}{8}$ (152.4 x 80 x 41.6)	200,000	10	1	352578-1
CBGHD-72	72" heavy-duty radiant charbroiler	72 x 31 $\frac{3}{8}$ x 16 $\frac{3}{8}$ (182.9 x 80 x 41.6)	240,000	12	1	352579-1



CBGMD-24

NEW

Medium-Duty Charbroilers

ITEM #	DESCRIPTION	DIMENSIONS (W X D X H): IN (CM)	OUTPUT (BTU)	NUMBER OF BURNERS	CASE LOT	LAVA ROCK KITS
CBGMD-12*	12" medium-duty radiant charbroiler	12 x 27 $\frac{3}{8}$ x 15 $\frac{1}{4}$ (30.5 x 70 x 43.2)	40,000	1	1	353415-1
CBGMD-24	24" medium-duty radiant charbroiler	24 x 27 $\frac{3}{8}$ x 15 $\frac{1}{4}$ (61 x 70 x 43.2)	80,000	2	1	353425-1
CBGMD-36	36" medium-duty radiant charbroiler	36 x 27 $\frac{3}{8}$ x 15 $\frac{1}{4}$ (91.4 x 70 x 43.2)	120,000	3	1	353428-1
CBGMD-48	48" medium-duty radiant charbroiler	48 x 27 $\frac{3}{8}$ x 15 $\frac{1}{4}$ (121.9 x 70 x 43.2)	160,000	4	1	353431-1
CBGMD-60	60" medium-duty radiant charbroiler	60 x 27 $\frac{3}{8}$ x 15 $\frac{1}{4}$ (152.4 x 70 x 43.2)	200,000	5	1	353435-1

*12" unit has single control



GGHDM-24

NEW

Heavy-Duty Gas Griddles

ITEM #	DESCRIPTION	DIMENSIONS (W X D X H): IN (CM)	OUTPUT (BTU)	NUMBER OF CONTROLS	CONTROL TYPE	CASE LOT
GGHDM-24	24" heavy-duty griddle – manual control	24 x 31 $\frac{3}{8}$ x 16 $\frac{3}{8}$ (61 x 80 x 42.4)	60,000	2	Manual valve	1
GGHDM-36	36" heavy-duty griddle – manual control	36 x 31 $\frac{3}{8}$ x 16 $\frac{3}{8}$ (91.4 x 80 x 42.4)	90,000	3	Manual valve	1
GGHDM-48	48" heavy-duty griddle – manual control	48 x 31 $\frac{3}{8}$ x 16 $\frac{3}{8}$ (121.9 x 80 x 42.4)	120,000	4	Manual valve	1
GGHDM-60	60" heavy-duty griddle – manual control	60 x 31 $\frac{3}{8}$ x 16 $\frac{3}{8}$ (152.4 x 80 x 42.4)	150,000	5	Manual valve	1
GGHDM-72	72" heavy-duty griddle – manual control	72 x 31 $\frac{3}{8}$ x 16 $\frac{3}{8}$ (182.9 x 80 x 42.4)	180,000	6	Manual valve	1





NEW

Heavy-Duty Thermostatic Gas Griddles



ITEM #	DESCRIPTION	DIMENSIONS (W X D X H): IN (CM)	OUTPUT (BTU)	NUMBER OF CONTROLS	CONTROL TYPE	CASE LOT
GGHDT-24	24" heavy-duty griddle – thermostatic control	24 x 31 $\frac{3}{8}$ x 16 $\frac{5}{8}$ (61 x 80 x 42.4)	60,000	2	Snap action thermostat	1
GGHDT-36	36" heavy-duty griddle – thermostatic control	36 x 31 $\frac{3}{8}$ x 16 $\frac{5}{8}$ (91.4 x 80 x 42.4)	90,000	3	Snap action thermostat	1
GGHDT-48	48" heavy-duty griddle – thermostatic control	48 x 31 $\frac{3}{8}$ x 16 $\frac{5}{8}$ (121.9 x 80 x 42.4)	120,000	4	Snap action thermostat	1
GGHDT-60	60" heavy-duty griddle – thermostatic control	60 x 31 $\frac{3}{8}$ x 16 $\frac{5}{8}$ (152.4 x 80 x 42.4)	150,000	5	Snap action thermostat	1
GGHDT-72	72" heavy-duty griddle – thermostatic control	72 x 31 $\frac{3}{8}$ x 16 $\frac{5}{8}$ (182.9 x 80 x 42.4)	180,000	6	Snap action thermostat	1



NEW

Medium-Duty Gas Griddles



ITEM #	DESCRIPTION	DIMENSIONS (W X D X H): IN (CM)	COOKING SURFACE DIMENSIONS (W X D): IN (CM)	OUTPUT (BTU)	NUMBER OF CONTROLS	CASE LOT
MANUALLY CONTROLLED GAS GRIDDLES						
GGMDM-12	12" gas flat top griddle	12 x 27 $\frac{3}{8}$ x 16 (30.5 x 70 x 40.6)	11.7 x 20.5 (29.7 x 52)	28,000	1	1
GGMDM-18*	18" gas flat top griddle	18 x 27 $\frac{3}{8}$ x 16 (45.7 x 70 x 40.6)	17.7 x 20.5 (45 x 52)	28,000	1	1
GGMDM-24	24" gas flat top griddle	24 x 27 $\frac{3}{8}$ x 16 (61 x 70 x 40.6)	23.7 x 20.5 (60.2 x 52)	56,000	2	1
GGMDM-36	36" gas flat top griddle	36 x 27 $\frac{3}{8}$ x 16 (91.4 x 70 x 40.6)	35.7 x 20.5 (90.7 x 52)	84,000	3	1
GGMDM-48	48" gas flat top griddle	48 x 27 $\frac{3}{8}$ x 16 (121.9 x 70 x 40.6)	47.7 x 20.5 (121.2 x 52)	112,000	4	1
GGMDM-60	60" gas flat top griddle	60 x 27 $\frac{3}{8}$ x 16 (152.4 x 70 x 40.6)	59.7 x 20.5 (151.6 x 52)	140,000	5	1
THERMOSTATICALLY CONTROLLED GAS GRIDDLES						
GGMDT-24	24" gas flat top griddle	24 x 27 $\frac{3}{8}$ x 16 (61 x 70 x 40.6)	23.7 x 20.5 (60.2 x 52)	56,000	2	1
GGMDT-36	36" gas flat top griddle	36 x 27 $\frac{3}{8}$ x 16 (91.4 x 70 x 40.6)	35.7 x 20.5 (90.7 x 52)	84,000	3	1

*18" unit has one burner



NEW

Gas Ranges



ITEM #	DESCRIPTION	NUMBER OF BURNERS	DIMENSIONS (W X D X H): IN (CM)	OUTPUT (BTU)	CASE LOT
HPG2-12	12" gas hot plate	2 (front and back)	12.2 x 27 $\frac{3}{8}$ x 13 $\frac{3}{8}$ (30.9 x 68.6 x 34)	52,000	1
HPG4-24	24" gas hot plate	4	24.1 x 27 $\frac{3}{8}$ x 13 $\frac{3}{8}$ (61.2 x 68.6 x 34)	104,000	1
HPG6-36	36" gas hot plate	6	36.1 x 27 $\frac{3}{8}$ x 13 $\frac{3}{8}$ (91.6 x 68.6 x 34)	156,000	1



GRILL TENDER® (ITEM 1101)

- Easily removes carbonized food from grill surfaces

See page 13 for product details.





Electric Countertop Ranges & Stands

Electric Flat Top Griddles

- Thermostatically controlled
- All units ship with cord & plug installed
- 1/4" plate thickness



40716

ITEM #	MODEL #	DESCRIPTION	DIMENSIONS (W X D X H): IN (CM)	VOLTAGE	WATTS	AMPS	PLUG	CASE LOT
40715	FTA7016	14" electric flat top griddle	14 1/4 x 20 x 11 (36.2 x 50.8 x 27.9)	120	1800	15	5-15P	1
40716	FTA8024	24" electric flat top griddle	24 x 20 x 11 (61 x 50.8 x 27.9)	220	3000	13.6	6-15P	1
40717	FTA8036	36" electric flat top griddle	36 x 20 x 11 (91.4 x 50.8 x 27.9)	220	8400	38	6-50P	1



Electric Hot Plate



40739 cookware not included

ITEM #	MODEL #	DESCRIPTION	DIMENSIONS (W X D X H): IN (CM)	VOLTAGE: AC	WATTS	AMPS	PLUG	CASE LOT
40739	STA8002	Flat top electric hot plate – 8 1/16" (22 cm) dia solid plates front and rear	15 x 27 3/8 x 11 1/16 (38.1 x 69.5 x 29.3)	208-240	3000-4000	14.4-16.7	6-30P	1



Heavy-Duty Equipment Stands



4087948 - HD Mobile

ITEM #	DESCRIPTION	WEIGHT CAPACITY: LBS (KG)	DIMENSIONS (W X D X H): IN (CM)	CASE LOT
4087924	24" heavy-duty stand, mobile	500 (226.8)	24 x 30 x 24 (61 x 76.2 x 61)	1
4087936	36" heavy-duty stand, mobile	550 (249.5)	36 x 30 x 24 (91.4 x 76.2 x 61)	1
4087948	48" heavy-duty stand, mobile	600 (272.2)	48 x 30 x 24 (121.9 x 76.2 x 61)	1





Panini Sandwich Grill

- Pivot-action top plate accommodates various food thicknesses
- Lighted power switch and ready light
- High-power heating element design creates efficient, even heating and consistent results
- Low-profile, brushed stainless steel body



PSG4-SSF120

PSG4-SG120



NEW

Aluminum Panini Sandwich Grill

- Thermostatically controlled temperature range from 125°F - 500°F (51°C - 260°C)

ITEM #	MODEL #	DESCRIPTION	DIMENSIONS (W X D X H): IN (CM)	COOKING AREA (W X D): IN (CM)	VOLTAGE	WATTS	AMPS	PLUG	CASE LOT
PSG4-SSF120	TS17021	Super-size, (US only)	21 x 22 ⁷ / ₈ x 9 ⁷ / ₈ (53.3 x 57.4 x 24.9)	17 x 16 (43.1 x 40.6)	120	1800	15	5-15P	1
PSG4-SSF120-C	TS17021-C	Super-size, (US & Canada)	21 x 22 ⁷ / ₈ x 9 ⁷ / ₈ (53.3 x 57.4 x 24.9)	17 x 16 (43.1 x 40.6)	120	1800	15	5-20P	1

NEW

Cast Iron Panini Sandwich Grill


- Thermostatically controlled temperature range from 125°F - 575°F (51°C - 302°C)

ITEM #	MODEL #	DESCRIPTION	DIMENSIONS (W X D X H): IN (CM)	COOKING AREA (W X D): IN (CM)	VOLTAGE: AC	WATTS	AMPS	PLUG	CASE LOT
PSG4-SG120	TS17001	Single grooved plates (US only)	17 ⁵ / ₈ x 15 ⁵ / ₈ x 9 ⁷ / ₈ (44.6 x 39.5 x 25)	13 ¹ / ₂ x 9 ¹ / ₄ (34.2 x 23.4)	120	1800	15	5-15P	1
PSG4-SG120-C	TS17001-C	Single grooved plates (US & Canada)	17 ⁵ / ₈ x 15 ⁵ / ₈ x 9 ⁷ / ₈ (44.6 x 39.5 x 25)	13 ¹ / ₂ x 9 ¹ / ₄ (34.2 x 23.4)	120	1800	15	5-20P	1
PSG4-DG208240	TS18002	Double grooved plates (US only)	24 x 15 ⁵ / ₈ x 9 ⁷ / ₈ (60.8 x 39.5 x 25)	19 x 9 (48.2 x 22.8)	208-240	2700-3600	13-15	6-15P	1
PSG4-DG208240-C	TS18002-C	Double grooved plates (US & Canada)	24 x 15 ⁵ / ₈ x 9 ⁷ / ₈ (60.8 x 39.5 x 25)	19 x 9 (48.2 x 22.8)	208-240	2700-3600	13-15	6-20P	1
PSG4-SF120	TS17011	Single flat plates (US only)	17 ⁵ / ₈ x 15 ⁵ / ₈ x 9 ⁷ / ₈ (44.6 x 39.5 x 25)	13 ¹ / ₂ x 9 ¹ / ₄ (34.2 x 23.4)	120	1800	15	5-15P	1
PSG4-SF120-C	TS17011-C	Single flat plates (US & Canada)	17 ⁵ / ₈ x 15 ⁵ / ₈ x 9 ⁷ / ₈ (44.6 x 39.5 x 25)	13 ¹ / ₂ x 9 ¹ / ₄ (34.2 x 23.4)	120	1800	15	5-20P	1
PSG4-DF208240	TS18012	Double flat plates (US only)	24 x 15 ⁵ / ₈ x 9 ⁷ / ₈ (60.8 x 39.5 x 25)	19 x 9 (48.2 x 22.8)	208-240	2700-3600	13-15	6-15P	1
PSG4-DF208240-C	TS18012-C	Double flat plates (US & Canada)	24 x 15 ⁵ / ₈ x 9 ⁷ / ₈ (60.8 x 39.5 x 25)	19 x 9 (48.2 x 22.8)	208-240	2700-3600	13-15	6-20P	1



Electric Fryers

- 208-240V standard-duty fryer heads now come with 20% more power
- Minimal footprint accommodates tight counter spaces
- Each box is wired separately with a 4ft. (1.3m) cord and plug
- Indicator light illuminates when oil is ready
- Three-position fryer head facilitates cleaning and pan removal
- Thermostatic control to 375°F (190°C)
- Automatic thermal overload shut-off at 500°F (260°C)



NEW

10 Lb Standard-Duty Electric Fryers

ITEM #	MODEL #	DESCRIPTION	DIMENSIONS (W X D X H): IN (CM)	VOLTAGE: AC	WATTS	AMPS	PLUG	CASE LOT
CF2-1800	FFA7110	Countertop fryer, 10 lb	10.8 x 17.5 x 12.7 (27.4 x 44.5 x 32.2)	120	1800	15	5-15P	1
CF2-1800-C	FFA7110-C	Countertop fryer, 10 lb (Canada)	10.8 x 17.5 x 12.7 (27.4 x 44.5 x 32.2)	120	1800	11.15	5-20P	1
CF2-3600	FFA8110	Countertop fryer, 10 lb	10.8 x 17.5 x 12.7 (27.4 x 44.5 x 32.2)	208-240	2700-3600	13-15	6-15P	1
CF2-3600-C	FFA8110-C	Countertop fryer, 10 lb (Canada)	10.8 x 17.5 x 12.7 (27.4 x 44.5 x 32.2)	208-240	2700-3600	13-15	6-20P	1
CF2-1800DUAL	FFA7020	Dual countertop fryer, 2 x 10 lb	23.4 x 16.7 x 12.7 (58.4 x 42.4 x 32.2)	120	1800 per well	15 per well	5-15P*	1
CF2-1800DUAL-C	FFA7020-C	Dual countertop fryer, 2 x 10 lb (Canada)	23.4 x 16.7 x 12.7 (58.4 x 42.4 x 32.2)	120	1800 per well	15 per well	5-20P*	1
CF2-3600DUAL	FFA8020	Dual countertop fryer, 2 x 10 lb	23.4 x 16.7 x 12.7 (58.4 x 42.4 x 32.2)	208-240	2700-3600 per well	13-15 per well	6-15P*	1
CF2-3600DUAL-C	FFA8020-C	Dual countertop fryer, 2 x 10 lb (Canada)	23.4 x 16.7 x 12.7 (58.4 x 42.4 x 32.2)	208-240	2700-3600 per well	13-15 per well	6-20P*	1

*Each fryer head requires a dedicated circuit and the electrical ratings are per circuit

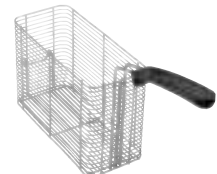


NEW

15 Lb Medium-Duty Electric Fryers

ITEM #	MODEL #	DESCRIPTION	DIMENSIONS (W X D X H): IN (CM)	VOLTAGE: AC	WATTS	AMPS	PLUG	CASE LOT
CF4-3600	FFA8115	Countertop fryer with drain and night cover, 15 lb (US only)	11.3 x 18 x 16 (28.7 x 45.8 x 40.8)	208-240	2630-3500 per well	13-15 per well	6-15P	1
CF4-3600-C	FFA8115-C	Countertop fryer with drain and night cover, 15 lb (US & Canada)	11.3 x 18 x 16 (28.7 x 45.8 x 40.8)				6-20P	1
CF4-3600DUAL	FFA8130	Dual countertop fryer with drain and night covers, 2 x 15 lb (US only)	23.2 x 18 x 16 (58.8 x 45.8 x 40.6)				6-20P*	1
CF4-3600DUAL-C	FFA8130-C	Dual countertop fryer with drain and night covers, 2 x 15 lb (US & Canada)	23.2 x 18 x 16 (58.8 x 45.8 x 40.6)				6-15P*	1

*Each fryer head requires a dedicated circuit and the electrical ratings are per circuit



NEW

Fryer Accessories

ITEM #	DESCRIPTION	DIMENSIONS (W X D X H): IN (CM)	CASE LOT
351796	Small fryer basket (two per well included)	3.88 x 17.27 x 9 (9.86 x 43.9 x 22.9)	1
351807	Large fryer basket	7.87 x 17.27 x 8.93 (20 x 43.9 x 22.7)	1
351802	Night cover (one per well)		1



Sous Vide Immersion Circulators

- Precise, repeatable results with no moisture loss
- Occupies minimal counter space and cooks unattended
- Precise cooking method (display will show resolution of 0.1 degree in either °F or °C)



60039

NEW

Sous Vide Immersion Circulators



60038

ITEM #	DESCRIPTION	DIMENSIONS (W X D X H): IN (CM)	VOLTAGE: AC	WATTS	AMPS	PLUG	CASE LOT
60038	Head only	5 x 12.3 x 15 (12.8 x 31.4 x 38.2)	120	1500	12	5-15P	1
60039	Head, bath, and cover	31.6 x 13.9 x 18.3 (80.3 x 35.4 x 46.6)	120	1500	12	5-15P	1



International models also available. Visit vollrathfoodservice.com.



LEARN MORE
VACUUM PACK MACHINE AND BAGS







Warming Equipment

Keep your business hot and your food warm with our wide selection of Warmers & Rethermalizers. From Induction Buffet Warmers to the Direct Contact Heating System, Vollrath is changing the way the industry holds and serves soups and other hot foods.



**Induction
Buffet
Warmers**



**Induction Soup
Warmers &
Rethermalizers**



**Traditional
Warmers &
Rethermalizers**



**Additional
Warming
Equipment**

How To Shop



Induction Buffet Warmers

Discover a smarter, safer way to serve. With convenient features and a sleek, contemporary design, Induction Buffet Warmers from Vollrath elevate your presentation while keeping food at a precise temperature.

PAGE 39

Induction Soup Warmers & Rethernalizers

Use leading-edge technology to reduce energy costs, gain more precise temp control, and eliminate water with Vollrath Induction Soup Warmers and Rethernalizers.

PAGE 40



MIRAGE® INDUCTION BUFFET WARMERS

Page 39



COUNTERTOP INDUCTION RETHERMALIZERS

Page 40

Traditional Warmers & Rethernalizers

Add flexibility to your operation with the Cayenne® line of warming and holding equipment.

PAGE 41-44

Additional Warming Equipment

Our heat lamps, heated shelves, and heat strips allow you to customize a space while keeping all your favorites warm.

PAGE 45



TRADITIONAL SOUP WARMERS AND RETHERMALIZERS

- Retro Stock Pot
- Cayenne® Soup Warmers/Rethernalizers
- Cayenne® Colonial Kettles®

Pages 41-42



CAYENNE® HEAT LAMPS

Page 45



CAYENNE® HEATED SHELVES

Page 45



CAYENNE® FOOD WARMERS & RETHERMALIZERS

Pages 42-44



CAYENNE® HEAT STRIPS

Page 45



SCAN HERE TO LEARN
MORE ABOUT
DROP-IN OPTIONS



Mirage® Induction Buffet Warmers

- Fewer cords! Connect up to 3 units together with interconnect cords
- Subtle, low-profile, attractive design coordinates with any serving setup
- Low wattage to keep food warm during serving
- Black tempered glass top
- Touch control, 4 power settings
- LED indicator lights on control panel and glass
- Non-slip mat keeps chafers/cookware securely in place – order separately



ITEM #	DESCRIPTION	COLOR	DIMENSIONS: (W X D X H): IN (CM)	VOLTAGE: AC	WATTS	AMPS	PLUG	CASE LOT
16" X 16" INDUCTION BUFFET WARMERS								
5950275	Countertop induction warmer	Black	16 x 16 x 3 1/16 (40.6 x 40.6 x 8)	120	300	2.5	NEMA 5-15P	1
5950280	Countertop induction warmer	Natural	16 x 16 x 3 1/16 (40.6 x 40.6 x 8)	120	300	2.5	NEMA 5-15P	1
59502DW	Drop-in induction warmer	N/A	16 x 16 x 3 1/16 (40.6 x 40.6 x 8)	120	300	2.5	NEMA 5-15P	1
FULL-SIZE INDUCTION BUFFET WARMERS								
5950875	Countertop full-size induction warmer	Black	23 x 16 x 3 1/16 (58.4 x 40.6 x 7.78)	120	375	3.15	NEMA 5-15P	1
5950880	Countertop full-size induction warmer	Natural	23 x 16 x 3 1/16 (58.4 x 40.6 x 7.78)	120	375	3.15	NEMA 5-15P	1
59508DW	Drop-in full-size induction warmer	N/A	23 x 16 x 3 1/16 (58.4 x 40.6 x 7.78)	120	375	3.15	NEMA 5-15P	1

International models also available. Visit vollrathfoodservice.com.

ITEM #	DESCRIPTION	DIMENSIONS (L X W): IN (CM)	CASE LOT
NON-SLIP MATS			
4644070	Non-slip mat – full-size	16 x 8 (40.6 x 20.3)	1
4644080	Non-slip mat – 2/3 size	9 x 8 (22.9 x 20.3)	1





Induction Warmers & Rethermalizers

- Eliminate water, no filling and refilling, no scaling, no water on counters, no manifolds or drains
- Reduce energy costs with low amp draw
- Precise 1° temperature settings from 100°F - 190°F (38°C - 88°C) on induction soup rethermalizers minimizes food waste
- Fast, efficient induction takes 50-60 minutes to rethermalize foods versus 1½ hours in most other units



Countertop Induction Rethermalizers

- Minimizes food waste and saves money



ITEM #	DESCRIPTION	COLOR	DIMENSIONS (DIA X H): IN (CM)	FREQUENCY: HZ	VOLTAGE: AC	WATTS	AMPS	PLUG	CASE LOT
7470110	7 qt induction rethermalizer	Silver	11¾ x 13½ (30.3 x 34.2)	50/60	120	800	6.7	5-15P	1
7470140	7 qt induction rethermalizer	Red	11¾ x 13½ (30.3 x 34.2)	50/60	120	800	6.7	5-15P	1
74110110	11 qt induction rethermalizer	Silver	11¾ x 13½ (35.3 x 34.2)	50/60	120	800	6.7	5-15P	1
74110140	11 qt induction rethermalizer	Red	11¾ x 13½ (35.3 x 34.2)	50/60	120	800	6.7	5-15P	1

REPLACEMENT INSET ITEM #	REPLACEMENT INSET	REPLACEMENT COVERS ITEM #	DESCRIPTION
88184	7 qt induction inset	47493	Contemporary inset cover, fits 7 qt inset
88204	11 qt induction inset	47494	Contemporary inset cover, fits 11 qt inset
88184NS*	7¼ qt nonstick induction inset	47493	Contemporary inset cover, fits 7 qt inset
88204NS*	11 qt nonstick induction inset	47494	Contemporary inset cover, fits 11 qt inset

*Nonstick insets are made to order; call Vollrath for minimums and lead time.

International models also available. Visit vollrathfoodservice.com.





SCAN HERE TO LEARN MORE ABOUT DROP-IN PRODUCTS





Traditional Warmers & Rethernalizers

- Industry's most complete lineup of warmers and rethermalizers
- Warmers keep hot food hot
- Rethernalizers take prepared food from chilled to hot



Vollrath's Direct Contact Heating System is available on select items. No vents means energy savings. The heating element is in direct contact with the water and Vollrath's exclusive thermoset fiber-reinforced resin well, so little heat is lost and there is no need for vents.



SCAN HERE TO VIEW
**WARMERS &
RETHEMALIZERS
SELECTION GUIDE**

Retro Stock Pot Kettle Rethernalizers



7217710
Cover shown not
NSF certified



7217255
Cover shown not
NSF certified

ITEM #	DESCRIPTION	COLOR		DIMENSIONS (DIA X H): IN (CM)	VOLTAGE: AC	WATTS	AMPS	PLUG	CASE LOT
7217710	7 qt natural finish	Natural		16½ x 13½ (41.9 x 34.3)	120	1450	12	5-15P	1
7217750	7 qt pearl white finish	White		16½ x 13½ (41.9 x 34.3)	120	1450	12	5-15P	1
7217755	7 qt fire engine red finish	Red		16½ x 13½ (41.9 x 34.3)	120	1450	12	5-15P	1
7217760	7 qt black black finish	Black		16½ x 13½ (41.9 x 34.3)	120	1450	12	5-15P	1
7217210	11 qt natural finish	Natural		16½ x 13½ (41.9 x 34.3)	120	1450	12	5-15P	1
7217250	11 qt pearl white finish	White		16½ x 13½ (41.9 x 34.3)	120	1450	12	5-15P	1
7217255	11 qt fire engine red finish	Red		16½ x 13½ (41.9 x 34.3)	120	1450	12	5-15P	1
7217260	11 qt black black finish	Black		16½ x 13½ (41.9 x 34.3)	120	1450	12	5-15P	1
46527	Replacement hinged lid – fits insets: 78204, 78194, 46311-2, 46407-2				—	—	—	—	6

International models also available. Visit vollrathfoodservice.com.





Cayenne® Round Heat 'N Serve Rethermalizers



ITEM #	DESCRIPTION	DIMENSIONS (DIA X H): IN (CM)	WELL DEPTH: IN (CM)	VOLTAGE: AC	WATTS	AMPS	PLUG	CASE LOT
72017	Model HS-7, 7 qt (6.6 L) unit only	10 ⁹ / ₁₆ x 9 ⁵ / ₈ (26.8 x 24.5)	6 ³ / ₄ (17.1)	120	800	6.7	5-15P	1
72018	Model HS-7, 7 qt (6.6 L) package with inset (78184), hinged Kool-Touch® cover (47488)*	10 ⁹ / ₁₆ x 9 ⁵ / ₈ (26.8 x 24.5)	6 ³ / ₄ (17.1)	120	800	6.7	5-15P	1
72021	Model HS-11, 11 qt (10.4 L) unit only	12 ⁵ / ₈ x 9 ⁵ / ₈ (32.0 x 24.5)	6 ³ / ₄ (17.1)	120	800	6.7	5-15P	1
72009	Model HS-11, 11 qt (10.4 L) package with inset (78204), hinged Kool-Touch® cover (47490)*	12 ⁵ / ₈ x 9 ⁵ / ₈ (32.0 x 24.5)	6 ³ / ₄ (17.1)	120	800	6.7	5-15P	1

*Hinged covers are not NSF® certified



International models also available. Visit vollrathfoodservice.com.

Cayenne® Model Twin Well Rethermalizers




ITEM #	DESCRIPTION	DIMENSIONS (W X D X H): IN (CM)	VOLTAGE: AC	WATTS	AMPS	PLUG	CASE LOT
72045	Model CM-24 twin well 4 qt rethermalizer	17 ¹ / ₄ x 9 ¹ / ₄ x 8 ³ / ₄ (43.8 x 23.5 x 22.2)	120	550 per well	9.2	5-15P	1
72040	Model CM-24 twin well 4 qt rethermalizer, package with two insets (78164) and two hinged covers (47486)*	17 ¹ / ₄ x 9 ¹ / ₄ x 12 ¹ / ₄ (43.8 x 23.5 x 31.1)	120	550 per well	9.2	5-15P	1
72028	Model TW-27R twin well 7 qt rethermalizer	13 ¹ / ₂ x 23 x 11 ¹ / ₂ (34.3 x 58.4 x 29.2)	120	700 per well	11.7	5-15P	1
72029	Model TW-27R twin well 7 qt rethermalizer package with (2) 7 ¹ / ₄ qt insets (78184), (2) hinged Kool-Touch® covers (47488)* and (2) 4 oz heavy-duty ladles (4980420)	13 ¹ / ₂ x 23 x 11 ¹ / ₂ (34.3 x 58.4 x 29.2)	120	700 per well	11.7	5-15P	1
72221	Adaptor ring – allows use of 4 qt inset (78164) with 7 qt twin well merchandiser	—	—	—	—	—	2

*Hinged covers are not NSF® certified



Cayenne® Colonial Kettles™

- Dimensions: 15³/₄" x 11¹/₂" (40 x 29.2 cm)
- Epoxy-coated cast-aluminum body
- Easily convert 11 qt to 7 qt with an adaptor ring – see accessory item 72196 on vollrathfoodservice.com



ITEM #	DESCRIPTION	CAPACITY: QT (L)	VOLTAGE: AC	WATTS	AMPS	PLUG	CASE LOT
72165	Black warmer	11 (10.4)	120	700	5.8	5-15P	1
72166	Burnt copper warmer	11 (10.4)	120	700	5.8	5-15P	1
72170	Black warmer	7 (6.6)	120	700	5.8	5-15P	1
72171	Burnt copper warmer	7 (6.6)	120	700	5.8	5-15P	1
72175	Black rethermalizer	11 (10.4)	120	1000	8.3	5-15P	1
72176	Burnt copper rethermalizer	11 (10.4)	120	1000	8.3	5-15P	1
72180	Black rethermalizer	7 (6.6)	120	1000	8.3	5-15P	1
72181	Burnt copper rethermalizer	7 (6.6)	120	1000	8.3	5-15P	1

Note: Hinged Kool-Touch® cover is not NSF® certified



International models also available. Visit vollrathfoodservice.com.



NEW

Half-Size Long Countertop Warmer

- Smaller footprint
- Accommodates a variety of fractional pans for versatility



ITEM #	MODEL #	DIMENSIONS (W X D X H): IN (CM)	WELL DEPTH: IN (CM)	VOLTAGE: AC	WATTS	AMPS	PLUG	CASE LOT
72013	HFL 500	7.6 x 22 x 9.3 (19.2 x 55.9 x 23.7)	6½ (16.6)	120	500	4.2	5-15P	1



Classified by UL to NSF/ANSI 4

Cayenne® Full-Size Heat ‘N Serve Rethermalizers

- Direct contact heating system for energy efficiency
- Recommend using up to 4" (10.2 cm) deep food pans



72020/72023

ITEM #	DESCRIPTION	DIMENSIONS (W X D X H): IN (CM)	WELL DEPTH: IN (CM)	VOLTAGE: AC	WATTS	AMPS	PLUG	CASE LOT
72020	Model 1220 full-size rethermalizer	21¾ x 13¾ x 9 (55 x 33 x 23)	6¾ (16.8)	120	1000	8.3	5-15P	1
72023	Model HS-Ultra full-size rethermalizer	21¾ x 13¾ x 9 (55 x 33 x 23)	6¾ (16.8)	120	1440	12	5-15P	1



International models also available. Visit vollrathfoodservice.com.

Cayenne® Heat ‘N Serve 4/3 Rectangular Rethermalizer

- Direct contact heating system for energy efficiency
- 33% greater capacity than full-size warmers — holds four 1/3 size pans
- Two 800-watt elements for rethermalization and faster recovery



72050

ITEM #	DESCRIPTION	MAXIMUM DIMENSIONS (W X D X H): IN (CM)	VOLTAGE: AC	WATTS	AMPS	PLUG	CASE LOT
72050	Model T43R without drain	13¾ x 28¾ x 9¾ (34.9 x 73 x 24.8)	120	1600	13.3	5-15P	1
72051	Model TD43R with drain	13¾ x 28¾ x 13½ (34.9 x 73 x 33.7)	120	1600	13.3	5-15P	1
72788	Model T43R without drain package with (3) hole adaptor plates (19188), (3) stainless steel insets (78184), (3) hinged Kool-Touch® inset covers (47488)*, and (3) one-piece heavy-duty black ladles (4980420)	13¾ x 28¾ x 9¾ (34.9 x 73 x 24.8)	120	1600	13.3	5-15P	1
CANADA MODEL – AVAILABLE FOR CANADA ONLY							
72055	Model T43R without drain	13¾ x 28¾ x 9¾ (34.9 x 73 x 24.8)	120	1600	13.3	5-20P	1
72056	Model TD43R with drain	13¾ x 28¾ x 13½ (34.9 x 73 x 33.7)	120	1600	13.3	5-20P	1
19188	Adaptor plate with three 8¾" (21.3 cm) diameter holes for 7¼ qt round insets (inset item #78184)		—	—	—	—	1
75012	Adaptor bars, 1" x 12½" x ¼" (2.5 x 32.9 x 0.6 cm)		—	—	—	—	12

*Hinged covers are not NSF® certified



Cayenne® Nitro™ Power Rethermalizer

- Almost 2X the water capacity of other countertop models
- Heating element in direct contact with the water



ITEM #	DESCRIPTION	DIMENSIONS (W X D X H): IN (CM)	VOLTAGE: AC	WATTS	AMPS	PLUG	CASE LOT
72090	Model PC-21, rethermalizer	14 x 22 x 9½ (35.6 x 55.9 x 24.1)	120	1440	12.0	5-15P	1





Cayenne® Model 1001 Warmer

- Direct contact heating system for energy efficiency
- Thermostatic control
- Low water indicator light
- Recommend using up to 4" (10.2 cm) deep food pans

OFFERS LOWEST OPERATING COSTS ON THE MARKET!



ITEM #	DESCRIPTION	DIMENSIONS (W X D X H): IN (CM)	VOLTAGE: AC	WATTS	AMPS	PLUG	CASE LOT
71001	Model 1001 full-size warmer only	13¾ x 21¾ x 9 (35.6 x 55.9 x 22.8)	120	700	5.8	5-15P	1

International models also available. Visit vollrathfoodservice.com.



Cayenne® Dual Warmer

- Two independently controlled warmers
- Direct contact heating system for energy efficiency
- Drain hose and controls are concealed behind front panel
- Lighted main power switch controls power to both wells



ITEM #	DESCRIPTION	DIMENSIONS (W X D X H): IN (CM)	VOLTAGE: AC	WATTS	AMPS	PLUG	CASE LOT
72789	Dual warmer	30½ x 24½ x 12½ (77.5 x 61 x 31.8)	120	1400	11.6	5-15P	1



Cayenne® Model SS-4 Warmer

- Holds 4¼ quart (3.9 L) insets
- Sized for #10 cans and pump for dispensing hot fudge or toppings



ITEM #	DESCRIPTION	DIMENSIONS (DIA X H): IN (CM)	VOLTAGE: AC	WATTS	AMPS	PLUG	CASE LOT
72425	Warmer only	8¾ x 7¾ (22.2 x 20)	120	500	4.2	5-15P	1
72430	Warmer and inset (78164) and hinged Kool-Touch® cover (47486)*	—	120	500	4.2	5-15P	1

*Hinged covers are not NSF® certified



Cayenne® Model 2000 Warmer

- 300 series stainless steel 6½" (16.6 cm) deep well
- Recommend using up to 4" (10.2 cm) deep food pans
- Recommend using moist heat




ITEM #	DESCRIPTION	DIMENSIONS (W X D X H): IN (CM)	VOLTAGE: AC	WATTS	AMPS	PLUG	CASE LOT
72000	Model 2000 Warmer only	14 x 22 x 9 (35.6 x 55.9 x 22.8)	120	1000	8.3	5-15P	1

Recommend using up to 4" (10.2 cm) deep food pans

International models also available. Visit vollrathfoodservice.com.





SCAN HERE TO LEARN MORE ABOUT CAYENNE® DROP-IN WARMERS



Cayenne® OHC-500 Heat Lamp

- Adjustable-height lamp assembly 12½" to 20½" (31.8 to 52 cm) above counter
- Stainless steel hood

71500
Shown with
optional full-size pan
sold separately



ITEM #	DESCRIPTION	MAXIMUM DIMENSIONS (W X D X H): IN (CM)	PLUG	CASE LOT
71500	OHC-500 heat lamp – white bulbs	14 x 19 x 28¾ (35.6 x 48.3 x 73)	5-15P	1
72500	OHC-500 heat lamp – red bulbs	14 x 19 x 28¾ (35.6 x 48.3 x 73)	5-15P	1
ACCESSORIES				
72242	White infrared bulb, 250W, 120V	—	—	12
72241	Red infrared bulb, 250W, 120V	—	—	12



Cayenne® Heated Shelves

- 33% to 66% energy savings during off-peak times by heating only the zone that is needed
- Thermostatically controlled unit
- Durable stainless steel exterior/aluminum core for even heating



LEFT ALIGNED ITEM #*	RIGHT ALIGNED ITEM #**	WIDTH: IN (CM)	DEPTH: IN (CM)	HEIGHT: IN (CM)	VOLTAGE: AC	WATTS	AMPS	PLUG	CASE LOT
7277024*	7277124**	24 (61)	20 (50.8)	2¾ (7)	120	350	2.9	5-15	1
7277036*	7277136**	36 (91.4)	20 (50.8)	2¾ (7)	120	535	4.5	5-15	1
7277048*	7277148**	48 (121.9)	20 (50.8)	5¾ (14.6)	120	720	6.0	5-15	1
7277060*	7277160**	60 (152.4)	20 (50.8)	5¾ (14.6)	120	905	7.5	5-15	1

*Stocked items **5-day lead time Note: 48" and 60" models have taller legs



Cayenne® Cord & Plug Heat Strips

- 33% larger "Food Safe Zone"
- Unique heating design offers even heat dispersion
- Front-mount toggle switch control
- Cord and Plug heat strip must be used with legs – order separately
- To view our hard-wired and low profile heat strips, visit vollrathfoodservice.com



Mounting Option:
13" Stainless Steel
C Legs shown.



CORD/PLUG ITEM #	LENGTH: IN (CM)	WATTS	PLUG	CASE LOT
72672019	18 (47.7)	415	5-15P	1
72675019	24 (61)	550	5-15P	1
72678019	30 (76.2)	690	5-15P	1
72681019	36 (91.4)	825	5-15P	1
72684019	42 (106.6)	965	5-15P	1
72687019	48 (121.9)	1100	5-15P	1
72693019	60 (152.4)	1380	5-20P	1


Note: All heat strips are custom ordered and therefore cannot be canceled or returned per Vollrath terms and conditions.



STANDS REQUIRED – ORDER SEPARATELY

ITEM #	DESCRIPTION	SIZE: IN (CM)	CASE LOT
4450613	C-Leg stand (includes 2 legs)	13 (33.0)	1
44504	T-Leg stand (includes 2 legs)	Adjustable 8 to 15 (22.8 to 38.1)	1

SCAN HERE TO LEARN MORE ABOUT
HARD-WIRED AND LOW PROFILE HEAT STRIPS






Merchandising & Display Solutions


Tempt your customers at meal and snack time with attractive, well-designed display cases and merchandisers.



**Display Cases
& Cabinets**




**Acrylic
Display Cases**



**Soup
Warming &
Merchandising**

How To Shop



HEAT UP YOUR CONVENIENCE STORE BUSINESS WITH AN \$11.8 BILLION FOODSERVICE OPPORTUNITY.

The average American now eats at restaurants only 74 times a year – the lowest number in more than 30 years. Yet Americans aren't cooking at home more. Instead, they're eating more prepared and packaged foods! That's why foodservice has become the hottest trend in convenience stores.

Display Cases & Cabinets



From self-service to drop-in, well-merchandised food sells better. Give your foods the attention they deserve while keeping them at the right temperature with our display cases and cabinets. Deli cases feature digitally controlled thermostats and fans to ensure even temperature control.

PAGES 49-50

Acrylic Display Cases



Tempt your customers with fresh pastries and more using our durable and versatile acrylic and cubic countertop display cases.

PAGES 51-53

Soup Warming & Merchandising



Make selling soup easier with built-in merchandising signs. They're a great way to free up counter space, so you have room to feature more food options.

PAGES 54-55



CUBIC ACRYLIC CASES
PAGE 51



PREMIUM ACRYLIC CASES
PAGE 52



STANDARD ACRYLIC CASES
PAGE 53

1. Ferdman, Roberto A. Americans Are Falling Out of Love with Restaurants – In 3 Charts. The Washington Post, November 12, 2014. <https://www.washingtonpost.com/news/wonk/wp/2014/11/12/americans-are-falling-out-of-love-with-restaurants-in-3-charts/>



Deli Display Cases & Cabinets

- NSF/ANSI 7 compliant allows for time-temperature controlled (TCS) foods to be consumed safely by humans
- Inside LED lighting at the top and at each shelf
- Zero clearance on sides or between units and walls
- Fans circulate air for accurate, even temperature
- Double-glazed glass



REFRIGERATED DISPLAYS:

- 32°F - 46°F (0°C - 8°C) range
- R290 refrigerant
- NSF 7
- Includes automatic and manual defrost options

HEATED DISPLAYS:

- 104°F - 165°F (40°C - 74°C) range
- NSF 4
- Use also as an ambient display

Countertop Curved, Cubed, Self-Serve Glass Deli Display Cases



ITEM #	MODEL #	DESCRIPTION	DIMENSIONS (W X D X H): IN (CM)	VOLTAGE: AC	AMPS	PLUG
CURVED						
RDCCV-36	RDC9236	36", refrigerated	36 x 21½ x 32 (91.4 x 54.6 x 81.3)	120	6.1	5-15P
RDCCV-48	RDC9248	48", refrigerated	48 x 21½ x 32 (122 x 54.6 x 81.3)	120	6.9	5-15P
RDCCV-60	RDC9260	60", refrigerated	60 x 21½ x 32 (152.4 x 54.6 x 81.3)	120	6.9	5-15P
HDCCV-36	HDC9236	36", heated	36 x 21½ x 32 (91.4 x 54.6 x 81.3)	120	5.8	5-15P
HDCCV-48	HDC9248	48", heated	48 x 21½ x 32 (122 x 54.6 x 81.3)	120	5.8	5-15P
HDCCV-60	HDC9260	60", heated	60 x 21½ x 32 (152.4 x 54.6 x 81.3)	120	5.8	5-15P
CUBED						
RDCCB-36	RDC9336	36", refrigerated	36 x 21½ x 37 (91.4 x 54.6 x 94)	120	6.1	5-15P
RDCCB-48	RDC9348	48", refrigerated	48 x 21½ x 37 (122 x 54.6 x 94)	120	6.9	5-15P
RDCCB-60	RDC9360	60", refrigerated	60 x 21½ x 37 (152.4 x 54.6 x 94)	120	6.9	5-15P
HDCCB-36	HDC9336	36", heated	36 x 21½ x 37 (91.4 x 54.6 x 94)	120	5.8	5-15P
HDCCB-48	HDC9348	48", heated	48 x 21½ x 37 (122 x 54.6 x 94)	120	5.8	5-15P
HDCCB-60	HDC9360	60", heated	60 x 21½ x 37 (152.4 x 54.6 x 94)	120	5.8	5-15P
SELF-SERVE						
RDCCB-36SS	RDC9436	36" cubed, refrigerated	36 x 21½ x 37 (91.4 x 54.6 x 94)	120	6.1	5-15P
RDCCB-48SS	RDC9448	48" cubed, refrigerated	48 x 21½ x 37 (122 x 54.6 x 94)	120	6.9	5-15P
RDCCB-60SS	RDC9460	60" cubed, refrigerated	60 x 21½ x 37 (152.4 x 54.6 x 94)	120	6.9	5-15P

Note: these items must be shipped by truck



5 Year Compressor Warranty on Refrigerated Displays



Drop-In Deli Display Cases

- NSF/ANSI 7 compliant allows for time-temperature controlled (TCS) foods to be consumed safely by humans
- R290 refrigerant



RDCCV-48DI

ITEM #	MODEL #	DESCRIPTION	DIMENSIONS (W X D X H): IN (CM)	VOLTAGE: AC	AMPS	PLUG
RDCCV-36DI	RDC9136	36", refrigerated	36 x 21½ x 32 (91.4 x 53.3 x 82.6)	120	6.1	5-15P
RDCCV-48DI	RDC9148	48", refrigerated	48 x 21½ x 32 (121.9 x 53.3 x 82.6)	120	6.9	5-15P
RDCCV-60DI	RDC9160	60", refrigerated	60 x 21½ x 32 (152.4 x 53.3 x 82.6)	120	6.9	5-15P

SHELF DIMENSIONS	TOP SHELF (DEPTH): IN (CM)	BOTTOM SHELF (DEPTH): IN (CM)
Curved glass display cabinets	9½ (24.1)	13 (33)
Cubed glass display cabinets	12 (30.5)	13 (33)
Drop-in curved display cabinets	7½ (19.1)	12.4 (31.5)



Refrigerated displays

Hot Food Merchandisers

- Thermostatically controlled 95°F - 200°F (35°C - 93°C) range
- Centrally located water pan humidifies food
- Front and rear sliding, lockable doors
- Three adjustable shelves
- Adjustable legs for NSF compliance*
- LED lighting



HFM-36

ITEM #	MODEL #	DIMENSIONS (W X D X H): IN (CM)	VOLTAGE: AC	WATTS	AMPS	PLUG
HFM-26	FMA7026	26 x 19 x 25 (66 x 48.3 x 63.5)	120	1440	12	5-15P
HFM-36	FMA7036	36 x 19 x 25 (91.4 x 48.3 x 63.5)	120	1440	12	5-15P
HFM-48	FMA7048	47 x 19 x 25 (119.4 x 48.3 x 63.5)	120	1440	12	5-15P

SHELF DIMENSIONS	TOP SHELF (DEPTH): IN (CM)	MIDDLE SHELF (DEPTH): IN (CM)	BOTTOM SHELF (DEPTH): IN (CM)
Cayenne Hot Food Merchandiser	11¾ (29.8)	12¾ (32.1)	13½ (34.3)

*Order separately for 26 and 36" models



Cayenne® Bain-Marie Hot Display Case

- Wet or dry functions
- Countertop or drop-in unit



Rear drain valve

ITEM #	MODEL #	DIMENSIONS (W X D X H): IN (CM)	VOLTAGE: AC	WATTS	AMPS	PLUG
40732	BMA7103	43 x 28 x 29 (109.2 x 71.1 x 73.7)	120	1440	12	5-15P



Combine Display Cases With Chicken Rotisserie Ovens.

See page 29 for rotisserie ovens.





Acrylic Display Cases

- Variety of styles available



Cubic Modular Display Cases

- Easily change setup based upon event, offerings, or available space
- Four 4" x 1" reusable chalk labels with white chalk included with each case



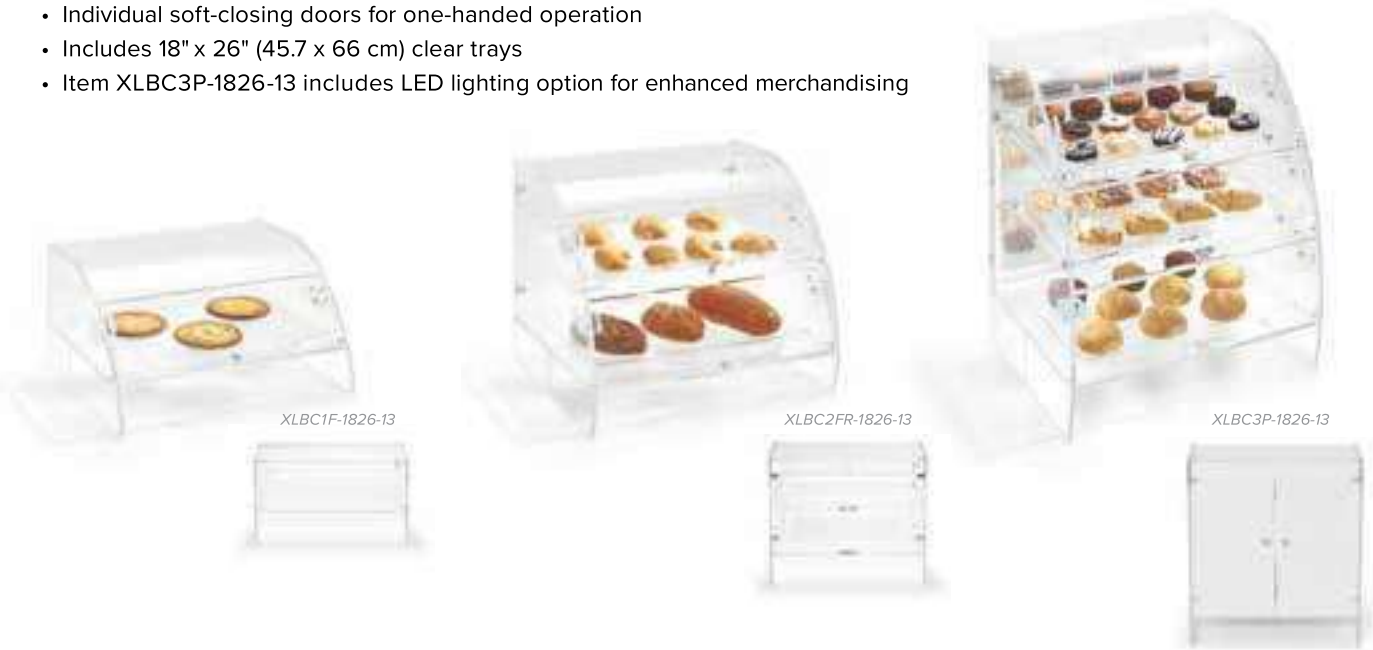
ITEM #	DESCRIPTION	DIMENSIONS (W X D X H): IN (CM)	CASE LOT
NON-FRAMED CASES			
SBB13	1/3 display bin with drawer	6 3/8 x 14 x 7 3/8 (16.2 x 35.6 x 18.7)	1
SBB33	Full-size case with 3 drawers	20 x 14 x 7 3/8 (50.8 x 35.6 x 18.7)	1
SBB2x2	2 x 2 display case with 4 drawers	20 x 14 x 7 3/8 (50.8 x 35.6 x 18.7)	1
SBC11	Full-size case with front doors with pan #5303NS	20 x 14 x 7 3/8 (50.8 x 35.6 x 18.7)	1
NBC11	Full-size nose case with front door with pan #5303NS	20 x 14 x 7 3/8 (50.8 x 35.6 x 18.7)	1
SBC12	1/2 display case with front doors with pan #5220NS	10 x 14 x 7 3/8 (25.4 x 35.6 x 18.7)	1
ACCESSORIES			
LBL8012655	24 reusable chalk labels (6 sheets with 4 labels each 1" x 4" 8012640)		1





Premium Acrylic Display Cases

- Heavy-duty ½" (1.3 cm) acrylic construction
- Individual soft-closing doors for one-handed operation
- Includes 18" x 26" (45.7 x 66 cm) clear trays
- Item XLBC3P-1826-13 includes LED lighting option for enhanced merchandising



ITEM #	DESCRIPTION	INCLUDES	DIMENSIONS (W X D X H): IN (CM)
XLBC3P-1826-13	Display case package with front and rear doors; package includes mirrored rear doors and LED lighting	Includes three 18" x 26" clear trays, lighting, mirror	28½ x 23½ x 32¾ (72.4 x 59.7 x 83.2)
XLBC3FR-1826-13	Display case with individual front and rear doors	Includes three 18" x 26" clear trays	28½ x 23½ x 32¾ (72.4 x 59.7 x 83.2)
XLBC3R-1826-13	Display case with rear doors only	Includes three 18" x 26" clear trays	28½ x 23½ x 32¾ (72.4 x 59.7 x 83.2)
XLBC3F-1826-13	Display case with individual front doors	Includes three 18" x 26" clear trays	28½ x 23½ x 32¾ (72.4 x 59.7 x 83.2)
XLBC2FR-1826-13	Display case with individual front and rear doors	Includes two 18" x 26" clear trays	28½ x 23½ x 26¾ (72.4 x 59.7 x 67.9)
XLBC1F-1826-13	Display case with individual front door	Includes one 18" x 26" clear tray	28½ x 23½ x 15¼ (72.4 x 59.7 x 38.7)



Accessory



ITEM #	DESCRIPTION	DIMENSIONS (W X D X H): IN (CM)
EBC-TB	Clear acrylic tong, tissue, and bag organizer	24 x 13 x 4 (60.9 x 33 x 10.2)



Acrylic Display Cases

- Rubber feet reduce slippage
- Knock-down case (KDC) models ship flat and assemble in minutes
- Trays included



LBC1418-3R-06



KDC1418-4F-06



SBC1014-2R-06



KDC1418-2-06



KDC1418-3-06

ITEM #	DESCRIPTION	TRAY SIZE	DIMENSIONS W X D X H: IN (CM)
KNOCK-DOWN CASES			
KDC1418-2-06	Knock-down bakery case with front and rear doors	Includes two 14" x 18" black trays	18½ x 16¾ x 12 (46.7 x 42.5 x 30.5)
KDC1418-3-06	Knock-down bakery case with front and rear doors	Includes three 14" x 18" black trays	18½ x 18¾ x 18 (46.9 x 46.7 x 45.7)
KDC1418-4R-06	Knock-down bakery case with split rear door	Includes four 14" x 18" black trays	18½ x 19½ x 23 (47.3 x 49.8 x 58.4)
KDC1418-4F-06	Knock-down bakery case with individual front doors	Includes four 14" x 18" black trays	18½ x 19½ x 23 (47.3 x 49.8 x 58.4)
CLASSIC CASES			
SBC1014-2F-06	Bakery case with front doors	Includes two 10" x 14" black trays	14½ x 14½ x 15¼ (36.8 x 36.8 x 39.4)
SBC1014-2R-06	Bakery case with rear door	Includes two 10" x 14" black trays	14½ x 14½ x 15¼ (36.8 x 36.8 x 39.4)
MBC1014-3F-06	Bakery case with front doors	Includes three 10" x 14" black trays	14½ x 17 x 21 (36.8 x 43.2 x 53.3)
MBC1014-3R-06	Bakery case with split rear doors	Includes three 10" x 14" black trays	14½ x 17 x 21 (36.8 x 43.2 x 53.3)
LBC1418-3F-06	Bakery case with front doors	Includes three 14" x 18" black trays	18½ x 19¾ x 22 (46.9 x 50.2 x 55.9)
LBC1418-3R-06	Bakery case with split rear doors	Includes three 14" x 18" black trays	18½ x 19¾ x 22 (46.9 x 50.2 x 55.9)
EURO CASES			
ESBC-2	Euro-curve bakery case with front and rear doors	Includes two 10" x 14" clear trays	16½ x 13½ x 15¾ (41.9 x 34.3 x 39.1)
ELBC-1	Euro-curve bakery case with rear door	Includes three 18" x 26" clear trays	29¾ x 24¼ x 27¾ (75.6 x 61.6 x 70.5)
ELBC-2	Euro-curve bakery case with front and rear doors	Includes three 18" x 26" clear trays	29¾ x 24¼ x 27¾ (75.6 x 61.6 x 70.5)



Accessory

ITEM #	DESCRIPTION	CASE LOT
TH-1	Tong and holder	1





Soup Warming & Merchandising

CAYENNE® SOUP MERCHANDISERS

- Twin well version with individual controls – holds two 7¼ qt insets
- Full-size version with choice of 4 qt or 7 qt accessory packs

CANOPY

- Powder-coated 1" tubular uprights for solid menu board and canopy support
- Halogen light fixture option with high/low switch

STAINLESS STEEL MENU BOARD

- Durable and magnetic for soup cards or merchandising items
- Easily removed without tools for cleaning



Twin Well Soup Merchandisers



02-Tuscan



03-Country Kitchen



COUNTRY KITCHEN GRAPHIC ITEM #	TUSCAN GRAPHIC ITEM #	DESCRIPTION	DIMENSIONS (W X D X H): IN (CM)	VOLTAGE: AC	WATTS	AMPS	PLUG	CASE LOT
7203203	7203202	TSM-27 base unit, menu board, canopy w/ light	24 ⁹ / ₁₆ x 14 ⁹ / ₁₆ x 47 ¹ / ₁₆ (62.4 x 36.9 x 120.8)	120	1400	11.7	5-15P	1
7203103	7203102	TSM-27 base unit with menu board	24 ⁹ / ₁₆ x 14 ⁹ / ₁₆ x 33 ³ / ₄ (62.4 x 36.9 x 85.7)	120	1400	11.7	5-15P	1
7203003	7203002	TSM-27 base unit only	24 ⁹ / ₁₆ x 14 ⁹ / ₁₆ x 11 ¹ / ₁₆ (62.4 x 36.9 x 29.3)	120	1400	11.7	5-15P	1
72231		Accessory pack includes (2) 7¼ qt insets (78184), (2) hinged Kool-Touch® covers (47488)*, and (2) 4 oz ladles (4980420)						1
72221		Adaptor ring allows use of 4 qt inset (78164) with 7 qt twin well merchandiser						1

*Hinged covers are not NSF® certified

Full-Size Soup Merchandisers



02-Tuscan



03-Country Kitchen



COUNTRY KITCHEN GRAPHIC ITEM #	TUSCAN GRAPHIC ITEM #	DESCRIPTION	DIMENSIONS (W X D X H): IN (CM)	VOLTAGE: AC	WATTS	AMPS	PLUG	CASE LOT
720200003	720200002	1220 base unit	21 ¹ / ₂ x 13 ³ / ₄ x 9 ⁹ / ₁₆ (54.61 x 34.92 x 23.17)	120	1000	8.3	5-15P	1
720201003	720201002	1220 base with 4 qt accessory pack	21 ¹ / ₂ x 13 ³ / ₄ x 9 ⁹ / ₁₆ (54.61 x 34.92 x 23.17)	120	1000	8.3	5-15P	1
720202003	720202002	1220 base with 7 qt accessory pack	21 ¹ / ₂ x 13 ³ / ₄ x 9 ⁹ / ₁₆ (54.61 x 34.92 x 23.17)	120	1000	8.3	5-15P	1
720200103	720200102	1220 base with menu board	21 ¹ / ₂ x 14 ³ / ₁₆ x 25 ¹ / ₂ (54.61 x 36.07 x 64.8)	120	1000	8.3	5-15P	1
720201103	720201102	1220 base with menu board and 4 qt accessory pack	21 ¹ / ₂ x 14 ³ / ₁₆ x 25 ¹ / ₂ (54.61 x 36.07 x 64.8)	120	1000	8.3	5-15P	1
720202103	720202102	1220 base with menu board and 7 qt accessory pack	21 ¹ / ₂ x 14 ³ / ₁₆ x 25 ¹ / ₂ (54.61 x 36.07 x 64.8)	120	1000	8.3	5-15P	1

ACCESSORY PACK INCLUDES

4 qt accessory pack includes (1) 72228 adaptor plate, (3) 78164 insets, (3) 47486 hinged covers*, and (3) 4980320 ladles	1
7 qt accessory pack includes (1) 19192 adaptor plate, (2) 78184 insets, (2) 47488 hinged covers*, and (2) 4980420 ladles	1

*Hinged covers are not NSF® certified



Contemporary Hinged Inset Covers



ITEM #	DESCRIPTION	OVERALL DIAMETER: IN (CM)	HEIGHT: IN (CM)	CASE LOT
47493	Hinged inset lid – 7¼ qt	9 ⁹ / ₁₆ (25.3)	2 ³ / ₄ (7)	1
47494	Hinged inset lid – 11 qt	11 ⁵ / ₁₆ (30)	2 ³ / ₄ (7)	1

Hinged Inset Covers

47488 Shown with inset, sold separately



ITEM #	DESCRIPTION	FITS INSET	DIAMETER: IN (CM)	HEIGHT: IN (CM)	CASE LOT
47486	Hinged inset cover with Kool-Touch phenolic knob handle	78164	7 ¹ / ₂ (19.0)	7 ⁸ / ₁₆ (2.2)	6
47488	Hinged inset cover with Kool-Touch phenolic knob handle	78184	9 ⁵ / ₁₆ (24.4)	1 ⁵ / ₁₆ (2.4)	6
47490	Hinged inset cover with Kool-Touch phenolic knob handle	78204	11 ¹ / ₁₆ (29.1)	1 ⁵ / ₁₆ (2.4)	6

Flip-Top Cover Hinge

- Keeps your solid inset cover securely fastened to the unit



ITEM #	DESCRIPTION	FITS COVERS	CASE LOT
72222	Flip-top cover hinge	Solid: 77072, 77112 Slotted: 78160, 78180, 78200	1







Cold Beverage Equipment

One of the fastest-growing and most profitable categories in foodservice, frozen and refrigerated treats delight kids and adults alike. Make creating nonalcoholic and alcoholic drinks simple with these easy-to-clean, durable machines.



**Frozen Beverage
Granita Machine**



**Refrigerated
Beverage
Dispensers**



Frozen Beverage Granita Machine

- Easy-to-use controls with simple switch operation
- Large freezing surface and properly sized compressor promotes efficient operation
- Magnetic drive system is durable and reliable
- Gasketless spigot is easy to clean and maintain
- Optional double-wall bowls ensure minimal condensation on the outside of unit
- Auto-fill models available – Reduce labor and ensure products are ready to serve at peak demand



VCBA118-37



VCBA128-37



VCBA168-37



VCBF168-37



VCBA168-37

ITEM #	DESCRIPTION	DIMENSIONS (W X D X H): IN (CM)	REFRIGERANT	VOLTAGE: AC	AMPS	PLUG	CASE LOT
VCBA118-37	One 6-liter bowl	7¾ x 19½ x 23¾ (19.4 x 49.7 x 60.5)	R134a	120	4	NEMA 5-15P	1
VCBA128-37	Two 6-liter bowls	15½ x 19½ x 23¾ (39.4 x 49.7 x 60.5)	R448a	120	6	NEMA 5-15P	1
VCBA168-37	Three 6-liter bowls	23½ x 19½ x 23¾ (59.4 x 49.7 x 60.5)	R448a	120	9.6	NEMA 5-20P	1
VCBF118-37	One 10-liter bowl	7¾ x 19½ x 27 (19.4 x 49.7 x 68.4)	R134a	120	4.8	NEMA 5-15P	1
VCBF128-37	Two 10-liter bowls	15½ x 19½ x 27 (39.4 x 49.7 x 68.4)	R448a	120	10	NEMA 5-15P	1
VCBF168-37	Three 10-liter bowls	23½ x 19½ x 27 (59.4 x 49.7 x 68.4)	R448a	120	13.9	NEMA 5-20P	1
VCBF118-37-AF	One 10-liter bowl – auto-fill ready	7¾ x 19½ x 27 (19.4 x 49.7 x 68.4)	R134a	120	4.8	NEMA 5-15P	1
VCBF128-37-AF	Two 10-liter bowls – auto-fill ready	15½ x 19½ x 27 (39.4 x 49.7 x 68.4)	R448a	120	10	NEMA 5-15P	1
VCBA168-37-A	Three 10-liter bowls – auto-fill ready	23½ x 19½ x 27 (59.4 x 49.7 x 68.4)	R448a	120	13.9	NEMA 5-20P	1

ACCESSORIES

BR0118	Double wall bowl kit (6-liter)						1
BR0208	Double wall bowl kit (10-liter)						1



SCAN HERE TO VIEW STOELTING FROZEN TREAT EQUIPMENT





Refrigerated Beverage Dispensers

- Polycarbonate food-grade bowl and stainless steel cabinet are durable and easy to clean
- Bowl thermostat holds beverages at a consistent temperature
- Gravity-fed spigot quickly dispenses beverage without mechanical or electrical assistance
- Available with mechanical drive agitator, stirring paddle or fountain spray bowl circulation



Agitator

ITEM #	NO. OF BOWLS	CAPACITY PER BOWL: GAL. (L)	DIMENSIONS (W X D X H): IN (CM)	COMP. BTU/HR	REFRIG.	VOLTAGE: AC	AMPS	PLUG	CASE LOT
VBBC1-37-A	1	2.11 (8)	7 ¹ / ₈ x 15 ¹ / ₁₆ x 24 ³ / ₈ (18 x 39.9 x 62.5)	1285	R134a	115	2.4	5-15P	1
VBBC2-37-A	2	2.11 (8)	9 ¹ / ₁₆ x 15 ¹ / ₁₆ x 24 ³ / ₈ (24.6 x 39.9 x 62.5)	1285	R134a	115	3.2	5-15P	1
VBBC3-37-A	3	2.11 (8)	14 ¹ / ₂ x 15 ¹ / ₁₆ x 24 ³ / ₈ (36.9 x 39.9 x 62.5)	1285	R134a	115	4.1	5-15P	1
VBBC4-37-A	4	2.11 (8)	19 ³ / ₈ x 15 ¹ / ₁₆ x 24 ³ / ₈ (49.2 x 39.9 x 62.5)	1830	R134a	115	4.9	5-15P	1

Stirring Paddle

ITEM #	NO. OF BOWLS	CAPACITY PER BOWL: GAL. (L)	DIMENSIONS (W X D X H): IN (CM)	COMP. BTU/HR	REFRIG.	VOLTAGE: AC	AMPS	PLUG	CASE LOT
VBBD1-37-S	1	3.17 (12)	7 ⁵ / ₁₆ x 18 ¹ / ₂ x 22 ³ / ₈ (18.5 x 47.1 x 57)	1520	R134a	115	2.6	5-15P	1
VBBD2-37-S	2	3.17 (12)	14 ⁷ / ₁₆ x 18 ¹ / ₂ x 22 ³ / ₈ (36.8 x 47.1 x 57)	1830	R134a	115	3.1	5-15P	1
VBBD3-37-S	3	3.17 (12)	21 ¹ / ₂ x 18 ¹ / ₂ x 22 ³ / ₈ (54.6 x 47.1 x 57)	5719	R448a	115	7.2	5-15P	1
VBBD4-37-S	4	3.17 (12)	28 ⁵ / ₈ x 18 ¹ / ₂ x 25 ¹ / ₂ (72.6 x 47.1 x 64.7)	2x 1830	R134a	115	16	5-20P	1
VBBE1-37-S	1	5.28 (20)	7 ⁵ / ₁₆ x 18 ¹ / ₂ x 26 ³ / ₄ (18.5 x 47.1 x 68)	1520	R134a	115	3	5-15P	1
VBBE2-37-S	2	5.28 (20)	14 ⁷ / ₁₆ x 18 ¹ / ₂ x 26 ³ / ₄ (36.8 x 47.1 x 68)	1830	R134a	115	5.5	5-15P	1
VBBE3-37-S	3	5.28 (20)	21 ¹ / ₂ x 18 ¹ / ₂ x 29 ⁵ / ₈ (54.6 x 47.1 x 57)	5719	R448a	115	8	5-15P	1
VBBE4-37-S	4	5.28 (20)	28 ⁵ / ₈ x 18 ¹ / ₂ x 29 ⁵ / ₈ (72.6 x 47.1 x 64.7)	2x 1830	R134a	115	16	5-20P	1

Fountain Spray

ITEM #	NO. OF BOWLS	CAPACITY PER BOWL: GAL. (L)	DIMENSIONS (W X D X H): IN (CM)	COMP. BTU/HR	REFRIG.	VOLTAGE: AC	AMPS	PLUG	CASE LOT
VBBD1-37-F	1	3.17 (12)	7 ⁵ / ₁₆ x 18 ¹ / ₂ x 22 ³ / ₈ (18.5 x 47.1 x 57)	1520	R134a	115	2.6	5-15P	1
VBBD2-37-F	2	3.17 (12)	14 ⁷ / ₁₆ x 18 ¹ / ₂ x 22 ³ / ₈ (36.8 x 47.1 x 57)	1830	R134a	115	3.1	5-15P	1
VBBD3-37-F	3	3.17 (12)	21 ¹ / ₂ x 18 ¹ / ₂ x 22 ³ / ₈ (54.6 x 47.1 x 57)	5719	R448a	115	7.2	5-15P	1
VBBD4-37-F	4	3.17 (12)	28 ⁵ / ₈ x 18 ¹ / ₂ x 25 ¹ / ₂ (72.6 x 47.1 x 64.7)	2x 1830	R134a	115	16	5-20P	1
VBBE1-37-F	1	5.28 (20)	7 ⁵ / ₁₆ x 18 ¹ / ₂ x 26 ³ / ₄ (18.5 x 47.1 x 68)	1520	R134a	115	3	5-15P	1
VBBE2-37-F	2	5.28 (20)	14 ⁷ / ₁₆ x 18 ¹ / ₂ x 26 ³ / ₄ (36.8 x 47.1 x 68)	1830	R134a	115	5.5	5-15P	1
VBBE3-37-F	3	5.28 (20)	21 ¹ / ₂ x 18 ¹ / ₂ x 29 ⁵ / ₈ (54.6 x 47.1 x 57)	5719	R448a	115	8	5-15P	1
VBBE4-37-F	4	5.28 (20)	28 ⁵ / ₈ x 18 ¹ / ₂ x 29 ⁵ / ₈ (72.6 x 47.1 x 64.7)	2x 1830	R134a	115	16	5-20P	1





Steam Table Pans & Accessories

Store, transport, and serve your food safely and elegantly with the extremely durable Super Pan® steam table pans. Choose from an extensive selection of shapes and sizes designed to lend an upscale appearance to your food presentations.



**Super Shapes
Lineup**



**Super Pan V®
and Accessories**



**Super Pan 3®
and Accessories**



**Super Pan®
Plastic Pans**



**Universal
Accessories**

How To Shop



Super Shapes Lineup



Create upscale food presentations in chafers, heated or refrigerated buffet lines, display cases, and more with Vollrath Super Pan® Super Shapes. They're constructed of strong 22-gauge, 300 series stainless steel to stand the test of time in even the toughest kitchen environments.

PAGE 63

Super Pan V® and Accessories



Smooth curves, easy-to-pour corners, and bright finishes give Super Pan V Steam Table Pans their stunning appearance and increase their functionality. These 22-gauge, 300 series stainless steel pans are 300% stronger than Super Pan II® and resist dents and dings in even the toughest kitchen environment.

PAGES 64-66



Super Pan 3® and Accessories



Made in the US, these EN 631-1 compliant Gastronorm (GN) pans are designed for worldwide use. Super Pan 3 pans are constructed of sturdy 22-gauge, 300 series stainless steel. They feature anti-jamming lugs, unique ramped sides, and reinforced pour corners for durability and ease of use.

PAGES 67-69

Super Pan® Plastic Pans



Available for low-temperature and high-temperature applications, our plastic pans feature a built-in anti-jamming design and unique ramped sides for easy removal.

PAGES 70-71

Universal Accessories



Specialty Pans, Pan Bands, Egg Poachers, Covers, Clip-On Handles, Insets & Bain-Maries, and Adaptor Plates

PAGES 72-77



SCAN HERE TO SEE THE BENEFITS OF SUPER PAN V® IN A COMMERCIAL KITCHEN



Super Shapes Lineup

- Displays beautifully with Super Pan V® and Super Pan 3®
- Unique shapes enhance food presentation
- Upscale food presentation with minimal investment
- Reduced capacity reduces food waste
- Pans stack neatly within themselves for easy storage
- 22-gauge, 300 series stainless steel



SCAN HERE TO LEARN MORE ABOUT PAN LAYOUT TOOL

PAN SHAPE	ITEM #	DESCRIPTION	1 OZ PORTION	PAN DIMENSIONS		BRIMFUL CAPACITY: QT (L)	PAN CASE LOT	SOLID COVER	SLOTTED COVER	FLEX COVER	COVER CASE LOT
				(L X W): IN (MM)	(HEIGHT): IN (MM)						
	3100020	Wild pan – long	120	20¼ x 12¹³⁄₁₆ (530 x 325)*	2½ (65)	3.7 (3.5)	6	—	—	—	—
	3100040	Wild pan – long	163	20¼ x 12¹³⁄₁₆ (530 x 325)*	3½ (89)	5.1 (4.8)	6	—	—	—	—
	3100220	Wild pan – short	134	20¼ x 12¹³⁄₁₆ (530 x 325)*	2½ (65)	4.1 (3.9)	6	—	—	—	—
	3100240	Wild pan – short	205	20¼ x 12¹³⁄₁₆ (530 x 325)*	4 (100)	6.4 (6.1)	6	—	—	—	—
	3100320	Wild pan – third outer	82	20¼ x 12¹³⁄₁₆ (530 x 325)**	2½ (65)	2.6 (2.5)	6	—	—	—	—
	3100340	Wild pan – third outer	122	20¼ x 12¹³⁄₁₆ (530 x 325)**	4 (100)	3.8 (3.6)	6	—	—	—	—
	3100321	Wild pan – third inner	82	20¼ x 12¹³⁄₁₆ (530 x 325)**	2½ (65)	2.6 (2.5)	6	—	—	—	—
	3100341	Wild pan – third inner	122	20¼ x 12¹³⁄₁₆ (530 x 325)**	4 (100)	3.8 (3.6)	6	—	—	—	—
	3101015	Oval – full	124	20¼ x 12¹³⁄₁₆ (530 x 325)	2 (51)	3.9 (3.7)	6	93100	94100	52430	6
	3101020	Oval – full	155	20¼ x 12¹³⁄₁₆ (530 x 325)	2½ (65)	4.8 (4.6)	6	93100	94100	52430	6
	3101040	Oval – full	270	20¼ x 12¹³⁄₁₆ (530 x 325)	4 (102)	8.2 (7.8)	6	93100	94100	52430	6
	3102015	Oval – half	55	10¼ x 12¹³⁄₁₆ (265 x 325)	2 (51)	1.7 (1.6)	6	93200	94200	—	6
	3102020	Oval – half	69	10¼ x 12¹³⁄₁₆ (265 x 325)	2½ (65)	2.2 (2.1)	6	93200	94200	—	6
	3102040	Oval – half	118	10¼ x 12¹³⁄₁₆ (265 x 325)	4 (102)	3.7 (3.5)	6	93200	94200	—	6
3103040	Oval – third	69	6¹⁵⁄₁₆ x 12¹³⁄₁₆ (176 x 325)	4 (102)	2.2 (2.1)	6	93300	94300	—	6	
	3101220	Hexagon – full	170	20¼ x 12¹³⁄₁₆ (530 x 325)	2½ (65)	5.8 (5)	6	93100	94100	52430	6
	3101240	Hexagon – full	298	20¼ x 12¹³⁄₁₆ (530 x 325)	4 (100)	9.3 (8.8)	6	93100	94100	52430	—
	3102220	Hexagon – half	71	10¼ x 12¹³⁄₁₆ (265 x 325)	2½ (65)	2.2 (2.1)	6	93200	94200	—	6
3102240	Hexagon – half	122	10¼ x 12¹³⁄₁₆ (265 x 325)	4 (100)	3.8 (3.6)	6	93200	94200	—	—	
	3101120	Kidney – full	162	20¼ x 12¹³⁄₁₆ (530 x 325)	2½ (65)	5.1 (4.8)	6	93100	94100	52430	6
	3102120	Kidney – half	71	10¼ x 12¹³⁄₁₆ (265 x 325)	2½ (65)	2.2 (2.1)	6	93200	94200	—	6

ADAPTOR BAR

	75015	Adaptor bar for wild pan – long, use with 3100020 and 3100040	12	—	—	—	—
	75013	Adaptor bar for wild pan – short and wild pan – third, use with 3100220, 3100240, 3100320, 3100340, and 3100341	12	—	—	—	—

*Overall dimensions for a set of two

**Overall dimensions for two outer pans and one inner pan



Super Pan V[®] & Accessories

- Smooth curves and bright finish for an elegant presentation
- Easy-to-pour corners up to 300% stronger
- 22-gauge, 300 series stainless steel resists dents and dings
- Jacob's Pride[®] Lifetime Warranty






PAN SIZE AND DIMENSIONS	ITEM #	DEPTH: IN (MM)	BRIMFUL CAPACITY: QT (L)	PAN CASE LOT	SOLID COVER	CASE LOT	SLOTTED COVER	CASE LOT	WIRE GRATE	CASE LOT	FALSE BOTTOM	CASE LOT
FULL-SIZE 20¾ x 12¾ in (527 x 324 mm) ¾	30002	¾ (20)	Tray	6	77250	6	75210	6	20028	12	20000	6
	30012	1¼ (35)	3.9 (3.7)	6	77250	6	75210	6	20028	12	20000	6
	30022	2½ (65)	8.3 (7.9)	6	77250	6	75210	6	20028	12	20000	6
	30042	4 (100)	14 (13.3)	6	77250	6	75210	6	20028	12	20000	6
TWO-THIRDS SIZE 13¾ x 12¾ in (352 x 324 mm) ⅔	30062	6 (150)	21 (19.9)	6	77250	6	75210	6	20028	12	20000	6
	30102	¾ (20)	Tray	6	75110	6	—	—	—	—	21110	6
	30112	1¼ (35)	3 (2.8)	6	75110	6	—	—	—	—	21110	6
	30122	2½ (65)	5.6 (5.3)	6	75110	6	—	—	—	—	21110	6
HALF-SIZE 10¾ x 12¾ in (264 x 324 mm) ½	30142	4 (100)	9.3 (8.8)	6	75110	6	—	—	—	—	21110	6
	30162	6 (150)	14 (13.3)	3	75110	6	—	—	—	—	21110	6
	30202	¾ (20)	Tray	6	75120	6	—	—	—	—	—	—
	30212	1¼ (35)	2.1 (2)	6	75120	6	75220	6	20228	12	20200	6
HALF-LONG SIZE 20¾ x 6¾ in (527 x 164 mm) ¾	30222	2½ (65)	4.3 (4.1)	6	75120	6	75220	6	20228	12	20200	6
	30242	4 (100)	6.7 (6.3)	6	75120	6	75220	6	20228	12	20200	6
	30262	6 (150)	10 (9.5)	6	75120	6	75220	6	20228	12	20200	6
	30512	1¼ (35)	1.9 (1.8)	6	93500	6	94500	6	—	—	—	—
THIRD-SIZE 6¾ x 12¾ in (175 x 324 mm) ⅓	30522	2½ (65)	3.8 (3.6)	6	93500	6	94500	6	—	—	—	—
	30542	4 (100)	6 (5.7)	3	93500	6	94500	6	—	—	—	—
	30562	6 (150)	8.7 (8.2)	3	93500	6	94500	6	—	—	—	—
	30302	¾ (20)	Tray	6	75130	6	75230	6	20328	6	20300	6
FOURTH-SIZE 6¾ x 10¾ in (162 x 264 mm) ¼	30312	1¼ (35)	1.3 (1.2)	6	75130	6	75230	6	20328	6	20300	6
	30322	2½ (65)	2.6 (2.5)	6	75130	6	75230	6	20328	6	20300	6
	30342	4 (100)	4.1 (3.9)	6	75130	6	75230	6	20328	6	20300	6
	30362	6 (150)	6.1 (5.8)	6	75130	6	75230	6	20328	6	20300	6
FOURTH-SIZE 6¾ x 10¾ in (162 x 264 mm) ¼	30402	¾ (20)	Tray	6	75140	6	75240	6	—	—	20400	6
	30412	1¼ (35)	1.2 (1.1)	6	75140	6	75240	6	—	—	20400	6
	30422	2½ (65)	1.8 (1.7)	6	75140	6	75240	6	—	—	20400	6
	30442	4 (100)	3 (2.8)	6	75140	6	75240	6	—	—	20400	6
	30462	6 (150)	4.5 (4.3)	6	75140	6	75240	6	—	—	20400	6

Specifications: Super Pan V shall be 22-gauge, 300 series stainless steel. Top outside shall be designed with built-in concave, diagonally tapered corners for impact resistance, which also acts as pouring spout. All depths of solid pans shall have anti-jamming design to prevent pans from sticking together. Reverse formed edge shall be polished and flattened for consistent tangent to well opening and for hand comfort. Product identification to be laser etched on pan. NSF certified.



Super Pan V® chart, continued

PAN SIZE AND DIMENSIONS	ITEM #	DEPTH: IN (MM)	BRIMFUL CAPACITY: QT (L)	PAN CASE LOT	SOLID COVER	CASE LOT	SLOTTED COVER	CASE LOT	WIRE GRATE	CASE LOT	FALSE BOTTOM	CASE LOT
 <p>SIXTH-SIZE 6³/₈ x 6¹/₄ in (175 x 159 mm) 1/8</p>	30622	2½ (65)	1.2 (1.1)	6	75160	6	75260	6	—	—	20600	6
	30642	4 (100)	1.8 (1.7)	6	75160	6	75260	6	—	—	20600	6
	30662	6 (150)	2.7 (2.5)	6	75160	6	75260	6	—	—	20600	6
 <p>EIGHTH-SIZE 6³/₈ x 5¹/₄ in (162 x 132 mm) 1/8</p> <p><i>1/8 size pans add 40% more capacity!</i></p>	30822	2½ (65)	.82 (.78)	8	75180	8	75280	8	—	—	20800	8
	30842	4 (100)	1.3 (1.2)	8	75180	8	75280	8	—	—	20800	8
	30862	6 (150)	1.7 (1.6)	8	75180	8	75280	8	—	—	20800	8
 <p>NINTH-SIZE 6⁷/₈ x 4¹/₄ in (175 x 108 mm) 1/9</p>	30922	2 (50)	0.6 (0.5)	6	75360	6	75460	6	—	—	—	—
	30942	4 (100)	1.1 (1)	6	75360	6	75460	6	—	—	—	—

Specifications: Super Pan V shall be 22-gauge, 300 series stainless steel. Top outside shall be designed with built-in concave, diagonally tapered corners for impact resistance, which also acts as pouring spout. All depths of solid pans shall have anti-jamming design to prevent pans from sticking together. Reverse formed edge shall be polished and flattened for consistent tangent to well opening and for hand comfort. Product identification to be laser etched on pan. NSF certified.

Super Pan V® Perforated Pans



PAN SIZE	ITEM #	DEPTH: IN (MM)	CASE LOT
1/4	30013	1¼ (35)	6
1/4	30023	2½ (65)	6
1/4	30043	4 (100)	6
1/4	30063	6 (150)	6
2/3	30113	1¼ (35)	6
2/3	30123	2½ (65)	6
2/3	30143	4 (100)	6
2/3	30163	6 (150)	3
1/2	30213	1¼ (35)	6
1/2	30223	2½ (65)	6
1/2	30243	4 (100)	6
1/2	30263	6 (150)	6

For 1¼" all-natural deep pans, drain holes are located in the bottom only



Super Pan V® Nonstick Interior Pans



PAN SIZE	ITEM #	DEPTH: IN (MM)	BRIMFUL CAPACITY: QT (L)	CASE LOT
1/4	70012	1¼ (35)	3.9 (3.7)	6
1/4	70022	2½ (65)	8.3 (7.9)	6
1/4	70042	4 (100)	14 (13.3)	6
1/2	70212	1¼ (35)	2.1 (2)	6
1/2	70222	2½ (65)	4.3 (4.1)	6
1/2	70242	4 (100)	6.7 (6.3)	6
1/3	70322	2½ (65)	2.6 (2.5)	6
1/3	70342	4 (100)	4.1 (3.9)	6
1/3	70362	6 (150)	6.1 (5.8)	6

Not for use with metal utensils
Temperature tolerance: -20° to 450°F (-28° to 230°C)



SCAN HERE TO LEARN MORE ABOUT PAN LAYOUT TOOL



SCAN HERE TO LEARN MORE ABOUT SAVING AN ANNUAL AVERAGE OF \$41 ON ENERGY COSTS PER FULL-SIZE PAN



Super Pan V® False Bottoms

- 300 series stainless steel
- Hold foods above pan bottom for draining
- Finger holes allow easy removal from pan



PAN SIZE	ITEM #	DIMENSIONS (D X W X H): IN (CM)	CASE LOT
1/4	20000	17 1/8 x 9 13/16 x 9/16 (43.5 x 24.9 x 1.4)	6
1/2	20200	6 3/16 x 9 13/16 x 9/16 (17.3 x 24.9 x 1.4)	6
2/3	21110	9 9/16 x 11 3/16 x 9/16 (25.2 x 29.4 x 1.4)	6
3/4	20100	17 3/4 x 3 3/4 x 9/16 (45 x 9.6 x 1.4)	6
1/3	20300	9 3/16 x 4 x 9/16 (23.3 x 10.2 x 1.4)	6
1/4	20400	7 1/8 x 3 3/4 x 9/16 (18.1 x 9.5 x 1.4)	6
1/6	20600	4 7/16 x 4 x 9/16 (11.2 x 10.2 x 1.4)	6



Super Pan V® Wire Grates

- Heavy-duty, 300 series stainless steel wire construction
- Ample finger room



PAN SIZE	ITEM #	DIMENSIONS (D X W X H): IN (CM)	CASE LOT
1/4	20028	18 x 10 x 3/4 (45.7 x 25.4 x 1.9)	12
1/2	20228	11 1/8 x 8 13/16 x 3/4 (28.2 x 22.4 x 1.9)	12
1/3	20328	10 7/8 x 5 1/8 x 3/4 (27.5 x 12.9 x 1.9)	6
BUN PAN SIZE			
1/4	20038	24 x 16 1/2 x 7/8 (60.9 x 41.9 x 2.2)	6
1/2	20248	16 1/2 x 11 3/4 x 7/8 (41.9 x 29.8 x 2.2)	6

The only wire grates on the market made of stainless steel!

Super Pan V® Solid and Slotted Covers

- Solid covers are NSF® certified




PAN SIZE	SOLID ITEM #	SLOTTED ITEM #	CASE LOT
1/4	77250	75210*	6
2/3	75110	—	6
1/2	75120	75220*	6
3/4	93500	94500*	6
1/3	75130	75230*	6
1/4	75140	75240*	6
1/6	75160	75260*	6
1/6	75360	75460*	6

*Slotted covers are not NSF® certified.



Super Pan V® Flexible Pan Lids

- Low-density polyethylene
- Temperature range: -20°F to 190°F (-28°C to 88°C)



PAN SIZE	WHITE ITEM #	RED ITEM #	CASE LOT
1/4	52430	52430-02	6
1/2	52431	—	6
1/3	52432	52432-02	6
1/4	52433	—	6
1/6	52434	52434-02	6
1/6	52435	—	6

Note: For use with full-size Super Shapes Steam Table Pans, see page 181.
 • Low-density polyethylene is nonstaining and dishwasher safe
 • Safe to use in temperatures ranging from -20°F to 190°F (-28°C to 88°C)



Kool-Touch® Clip-On Handle



ITEM #	DESCRIPTION	DIMENSIONS (D X W X H): IN (CM)	CASE LOT
52970	Clip-on handle	2 x 7/8 x 1 1/8 (5 x 2.2 x 4.1)	12






SCAN HERE TO LEARN MORE ABOUT PAN LAYOUT TOOL



Super Pan 3[®] & Accessories

- EN 631-1 compliant for worldwide use
- Sturdy 22-gauge (0.8 mm), 300 series stainless steel
- Anti-jamming lugs and reinforced spouted-shape corners
- All accessories are specifically designed to serve the European market



PAN SIZE AND DIMENSIONS	ITEM #	DEPTH: IN (MM)	BRIMFUL CAPACITY: QT (L)	PAN CASE LOT	SOLID COVER	SLOTTED COVER	WIRE GRATE	FALSE BOTTOM	CASE LOT
 <p>FULL-SIZE 20⁷/₁₆ x 12¹³/₁₆ in. (530 x 325 mm) 1/4</p>	90002	3/4 (20)	Tray	6	—	—	74100*	70100	6
	90012	1 1/2 (40)	5.7 (5.4)	6	93100	94100	74100*	70100	6
	90052	2 (55)	7.7 (7.3)	6	93100	94100	74100*	70100	6
	90022	2 1/2 (65)	9 (8.5)	6	93100	94100	74100*	70100	6
	90042	4 (100)	14.2 (13.4)	6	93100	94100	74100*	70100	6
	90062	6 (150)	20.1 (19.9)	6	93100	94100	74100*	70100	6
	90082	8 (200)	27.5 (26.1)	3	93100	94100	74100*	70100	6
 <p>TWO-THIRDS SIZE 13¹⁵/₁₆ x 12¹³/₁₆ in. (354 x 325 mm) 2/3</p>	90102	3/4 (20)	Tray	6	—	—	—	70110	6
	90112	1 1/2 (40)	3.6 (3.4)	6	93110	—	—	70110	6
	90122	2 1/2 (65)	5.7 (5.4)	6	93110	—	—	70110	6
	90142	4 (100)	8.5 (8)	6	93110	—	—	70110	6
	90162	6 (150)	12.6 (11.9)	3	93110	—	—	70110	6
 <p>HALF-SIZE 12¹³/₁₆ x 10⁷/₁₆ in. (325 x 265 mm) 1/2</p>	90202	3/4 (20)	Tray	6	—	—	74200*	70200	6
	90212	1 1/2 (40)	2.6 (2.4)	6	93200	94200	74200*	70200	6
	90252	2 (55)	3.5 (3.3)	6	93200	94200	74200*	70200	6
	90222	2 1/2 (65)	4 (3.8)	6	93200	94200	74200*	70200	6
	90242	4 (100)	6.3 (6)	6	93200	94200	74200*	70200	6
	90262	6 (150)	9.4 (8.9)	6	93200	94200	74200*	70200	6
	90282	8 (200)	12.2 (11.6)	3	93200	94200	74200*	70200	6






Imported, not NSF

Product selection continues on next two pages



Super Pan 3[®] chart, *continued*



PAN SIZE AND DIMENSIONS	ITEM #	DEPTH: IN (MM)	BRIMFUL CAPACITY: QT (L)	PAN CASE LOT	SOLID COVER	SLOTTED COVER	WIRE GRATE	FALSE BOTTOM	CASE LOT
 <p>HALF-LONG SIZE 20⁷/₁₆ x 6³/₁₆ in. (530 x 162 mm) ¾</p>	90502	¾ (20)	Tray	6	—	—	—	70500	6
	90512	1¼ (30)	2.5 (2.4)	6	93500	94500	—	70500	6
	90552	2 (55)	3.3 (3.1)	6	93500	94500	—	70500	6
	90522	2½ (65)	3.9 (3.7)	6	93500	94500	—	70500	6
	90542	4 (100)	6 (5.7)	3	93500	94500	—	70500	6
	90562	6 (150)	8.7 (8.2)	3	93500	94500	—	70500	6
 <p>THIRD-SIZE 6¹⁵/₁₆ x 12¹³/₁₆ in. (176 x 325 mm) ½</p>	90302	¾ (20)	Tray	6	—	—	74300*	70300	6
	90312	1½ (40)	1.7 (1.6)	6	93300	94300	74300*	70300	6
	90352	2 (55)	2.1 (2)	6	93300	94300	74300*	70300	6
	90322	2½ (65)	2.5 (2.4)	6	93300	94300	74300*	70300	6
	90342	4 (100)	3.9 (3.7)	6	93300	94300	74300*	70300	6
	90362	6 (150)	5.8 (5.5)	6	93300	94300	74300*	70300	6
	90382	8 (200)	7.5 (7.1)	3	93300	94300	74300*	70300	6
 <p>FOURTH-SIZE 6³/₁₆ x 10⁷/₁₆ in. 162 x 265 mm ¼</p>	90402	¾ (20)	Tray	6	—	—	—	70400	6
	90412	1½ (40)	1.2 (1.1)	6	93400	94400	—	70400	6
	90452	2 (55)	1.6 (1.5)	6	93400	94400	—	70400	6
	90422	2½ (65)	1.8 (1.7)	6	93400	94400	—	70400	6
	90442	4 (100)	2.7 (2.6)	6	93400	94400	—	70400	6
	90462	6 (150)	4 (3.8)	6	93400	94400	—	70400	6
 <p>SIXTH-SIZE 6¹⁵/₁₆ x 6³/₁₆ in. 176 x 162 mm ⅙</p>	90482	8 (200)	5.1 (4.8)	3	93400	94400	—	70400	6
	90622	2½ (65)	1.1 (1.1)	6	93600	94600	—	70600	6
	90642	4 (100)	1.7 (1.6)	6	93600	94600	—	70600	6
	90662	6 (150)	2.4 (2.3)	6	93600	94600	—	70600	6
 <p>NINTH-SIZE 6¹⁵/₁₆ x 4¼ in. 176 x 108 mm ⅓</p>	90682	8 (200)	3.2 (3)	3	93600	94600	—	70600	6
	90922	2½ (65)	0.6 (0.6)	6	93900	94900	—	70600	6
	90942	4 (100)	0.9 (0.8)	6	93900	94900	—	70600	6

Specifications: Super Pan 3 shall be 300 series stainless steel. Corner on top of flange shall be designed with built-in concave indentation for impact resistance. All depths 2" all-natural and deeper shall have anti-jamming design to prevent pans from sticking together. Half, full, two-thirds, half-long, and third sizes shall have ramped sides for easy removal from wells. Reverse formed edge shall be flattened for consistent tangent to well opening and for hand comfort. Pans shall have an "all-natural-framing shoulder" on short sides around the interior body of the pan, accenting the food product and providing an appealing presentation. Pan size and capacity to be marked on all pans. NSF[®] certified. Meets Gastronorm (EN 631-1) standard.



Super Pan 3[®] Perforated Pans



PAN SIZE	ITEM #	DEPTH: IN (MM)	CASE LOT
1/4	90013	1 1/2 (40)	6
1/4	90053	2 (55)	6
1/4	90023	2 1/2 (65)	6
1/4	90043	4 (100)	6
1/4	90063	6 (150)	6
1/2	90213	1 1/2 (40)	6
1/2	90223	2 1/2 (65)	6
1/2	90243	4 (100)	6
1/2	90263	6 (150)	6
1/3	90313	1 1/2 (40)	6
1/3	90323	2 1/2 (65)	6
1/3	90343	4 (100)	6
1/3	90363	6 (150)	6

*For 1 1/2", 2", and 2 1/2", drain holes located in bottom only.
For 4" all-natural and 6" all-natural, drain holes located in sides and bottom.



Super Pan 3[®] Nonstick Interior Pans



PAN SIZE	ITEM #	DEPTH: IN (MM)	CAPACITY: QT (L)	CASE LOT
1/4	90017	1 1/2 (40)	5.7 (5.4)	6
1/4	90027	2 1/2 (65)	9 (8.5)	6
1/4	90047	4 (100)	14.2 (13.4)	6
1/2	90217	1 1/2 (40)	2.6 (2.4)	6
1/2	90227	2 1/2 (65)	4 (3.8)	6
1/2	90247	4 (100)	6.3 (6)	6
3/4	90527	2 1/2 (65)	3.9 (3.7)	6
3/4	90547	4 (100)	6 (5.7)	3
1/3	90327	2 1/2 (65)	2.5 (2.4)	6
1/3	90347	4 (100)	3.9 (3.7)	6
1/3	90367	6 (150)	5.8 (5.5)	6
1/3	90647	4 (100)	1.7 (1.6)	6



Super Pan 3[®] Cook-Chill Cover



PAN SIZE	ITEM #	CASE LOT
1/4	95100	12
1/2	95200	12
1/3	95300	12
1/6	95600	12



Super Pan 3[®] Flexible Pan Lids



PAN SIZE	ITEM #	CASE LOT
1/4	52430	6

*Low-density polyethylene is safe to use in temperatures ranging from -20°F to 190°F (-28°C to 88°C) and are dishwasher safe.



SCAN HERE TO LEARN
MORE ABOUT
PAN LAYOUT TOOL



Super Pan[®] Plastic Pans

HIGH-TEMP PANS:








- Temp range is -40°F to 375°F (-40°C to 190.6°C)
- High-temp resin

LOW-TEMP PANS:

- Temp range is -40°F to 210°F (-40°C to 98.9°C)
- Polycarbonate construction










Super Pan[®] High-Temperature Plastic Pans

PAN SIZE AND DIMENSIONS	AMBER ITEM #	BLACK ITEM #	DEPTH: IN (MM)	BRIMFUL CAPACITY: QT (L)	PAN CASE LOT	AMBER SOLID COVER	AMBER SLOTTED COVER	AMBER FALSE BOTTOM	COVER CASE LOT	
	FULL-SIZE 20 ⁷ / ₈ X 12 ¹³ / ₁₆ in. 530 x 325 mm 1/4	9002410	9002420	2 1/2 (65)	8.8 (8.3)	6	33100	34100	23100	6
		9004410	9004420	4 (100)	13.6 (12.9)	6	33100	34100	23100	6
		9006410	9006420	6 (150)	20.2 (19.2)	6	33100	34100	23100	6
		9008410	—	8 (200)	26.5 (25.1)	3	33100	34100	23100	6
	HALF-SIZE 10 ³ / ₈ X 12 ¹³ / ₁₆ in. 265 x 325 mm 1/2	9022410	9022420	2 1/2 (65)	3.9 (3.7)	6	33200	34200	23200	6
		9024410	9024420	4 (100)	5.9 (5.6)	6	33200	34200	23200	6
		9026410	9026420	6 (150)	8.6 (8.1)	6	33200	34200	23200	6
	9028410	—	8 (200)	11 (10.4)	3	33200	34200	23200	6	
	HALF-LONG SIZE 20 ⁷ / ₈ X 6 ³ / ₈ in. 530 x 162 mm 3/4	9052410	9052420	2 1/2 (65)	3.8 (3.6)	6	33500	—	—	—
		9054410	9054420	4 (100)	5.7 (5.4)	3	33500	—	—	—
	THIRD-SIZE 6 ¹ / ₈ X 12 ¹³ / ₁₆ in. 176 x 325 MM 1/3	9032410	9032420	2 1/2 (65)	2.4 (2.3)	6	33300	34300	23300	6
		9034410	9034420	4 (100)	3.6 (3.4)	6	33300	34300	23300	6
		9036410	9036420	6 (150)	5.3 (5.1)	6	33300	34300	23300	6
		9038410	—	8 (200)	6.8 (6.5)	3	33300	34300	23300	6
	FOURTH-SIZE 6 ³ / ₈ X 10 ⁷ / ₁₆ in. 162 x 265 mm 1/4	9042410	9042420	2 1/2 (65)	1.8 (1.7)	6	33400	34400	23400	6
		9044410	9044420	4 (100)	2.7 (2.5)	6	33400	34400	23400	6
		9046410	9046420	6 (150)	3.8 (3.6)	6	33400	34400	23400	6
	SIXTH-SIZE 6 ¹ / ₈ X 6 ³ / ₈ in. 176 x 162 mm 1/6	9062410	9062420	2 1/2 (65)	1.1 (1)	6	33600	34600	23600	6
		9064410	9064420	4 (100)	1.6 (1.5)	6	33600	34600	23600	6
		9066410	9066420	6 (150)	2.2 (2.1)	6	33600	34600	23600	6
	NINTH-SIZE 6 ¹ / ₈ X 4 ¹ / ₄ in. 176 x 108 mm 1/9	9092410	9092420	2 1/2 (65)	0.6 (0.6)	6	33900	—	—	6
		9094410	9094420	4 (100)	0.9 (0.9)	6	33900	—	—	6



Super Pan® Low-Temperature Plastic Pans

PAN SIZE AND DIMENSIONS	CLEAR ITEM #	BLACK ITEM #	DEPTH: IN (MM)	BRIMFUL CAPACITY: QT (L)	PAN CASE LOT	CLEAR SOLID COVER	CLEAR SLOTTED COVER	CLEAR FALSE BOTTOM	COVER CASE LOT
 <p>FULL-SIZE 20⁷/₁₆ X 12¹³/₁₆ in. 530 x 325 mm 1/4</p>	8002410	8002420	2 1/2 (65)	8.8 (8.3)	6	31100	32100	29100	6
	8004410	8004420	4 (100)	13.6 (12.9)	6	31100	32100	29100	6
	8006410	8006420	6 (150)	20.2 (19.2)	6	31100	32100	29100	6
	8008410	—	8 (200)	26.5 (25.1)	3	31100	32100	29100	6
 <p>HALF-SIZE 10³/₁₆ X 12¹³/₁₆ in. 265 x 325 mm 1/2</p>	8022410	8022420	2 1/2 (65)	3.9 (3.7)	6	31200	32200	29200	6
	8024410	8024420	4 (100)	5.9 (5.6)	6	31200	32200	29200	6
	8026410	8026420	6 (150)	8.6 (8.1)	6	31200	32200	29200	6
	8028410	—	8 (200)	11 (10.4)	3	31200	32200	29200	6
 <p>HALF-LONG SIZE 20⁷/₁₆ X 6³/₈ in. 530 x 162 mm 3/4</p>	8052410	8052420	2 1/2 (65)	3.8 (3.6)	6	31500	—	—	6
	8054410	8054420	4 (100)	5.7 (5.4)	3	31500	—	—	6
 <p>THIRD-SIZE 6¹⁵/₁₆ X 12¹³/₁₆ in. 176 x 325 mm 1/3</p>	8032410	8032420	2 1/2 (65)	2.4 (2.3)	6	31300	32300	29300	6
	8034410	8034420	4 (100)	3.6 (3.4)	6	31300	32300	29300	6
	8036410	8036420	6 (150)	5.3 (5.1)	6	31300	32300	29300	6
 <p>FOURTH-SIZE 6³/₈ X 10⁷/₁₆ in. 162 x 265 mm 1/4</p>	8042410	8042420	2 1/2 (65)	1.8 (1.7)	6	31400	32400	29400	6
	8044410	8044420	4 (100)	2.7 (2.5)	6	31400	32400	29400	6
	8046410	8046420	6 (150)	3.8 (3.6)	6	31400	32400	29400	6
 <p>SIXTH-SIZE 6¹⁵/₁₆ X 6³/₈ in. 176 x 162 mm 1/6</p>	8062410	8062420	2 1/2 (65)	1.1 (1)	6	31600	32600	29600	6
	8064410	8064420	4 (100)	1.6 (1.5)	6	31600	32600	29600	6
	8066410	8066420	6 (150)	2.2 (2.1)	6	31600	32600	29600	6
 <p>NINTH-SIZE 6¹⁵/₁₆ X 4¹/₄ in. 176 x 108 mm 1/9</p>	8092410	8092420	2 1/2 (65)	0.6 (0.6)	6	31900	—	—	6
	8094410	8094420	4 (100)	0.9 (0.9)	6	31900	—	—	6



SCAN HERE TO LEARN MORE ABOUT PAN LAYOUT TOOL



Specialty Pans

Double-Wide Pans

- 22-gauge 300 series stainless
- 25⁵/₈" x 20⁷/₈" (650 x 530 mm)



PAN SIZE	ITEM #	DIMENSIONS (L X W): IN (MM)	DEPTH: IN (MM)	CAPACITY: QT (L)	CASE LOT
3/4	V210201	25 ⁵ / ₈ x 20 ⁷ / ₈ (650 x 530)	3/4 (20)	6.6 (6.2)	6
3/4	V210401	25 ⁵ / ₈ x 20 ⁷ / ₈ (650 x 530)	1 1/2 (40)	12.6 (11.9)	6
3/4	V210651	25 ⁵ / ₈ x 20 ⁷ / ₈ (650 x 530)	2 1/2 (65)	19.9 (18.8)	6
3/4	V211001	25 ⁵ / ₈ x 20 ⁷ / ₈ (650 x 530)	4 (100)	31.5 (29.8)	5
3/4	V210202	25 ⁵ / ₈ x 20 ⁷ / ₈ (650 x 530)	3/4 (20)	—	6



16" Deli Pans and Cover

- 24-gauge, 300 series stainless steel



PAN SIZE	ITEM #	DEPTH: IN (CM)	CAPACITY: QT (L)	CASE LOT	FLAT COVER ITEM #	COVER CASE LOT
1/4	74262	2 1/2 (65)	5 (4.7)	12	77150	6
1/4	74264	4 (100)	8 1/8 (7.7)	12	77150	6
1/2	75202	2 1/2 (65)	2 1/2 (2.3)	12	—	6
1/2	75204	4 (100)	4 (3.8)	12	—	6



Super Pan[®] With Handles

- Stainless steel



PAN SIZE	ITEM #	DEPTH: IN (MM)	BRIMFUL CAPACITY: QT (L)	CASE LOT
1/4	30046	4 (100)	14 (13.3)	3
1/4	30066	6 (150)	21 (19.9)	3



Super Pan[®] Cook-Chill Pans and Covers

- Stainless steel



PAN SIZE	ITEM #	DEPTH: IN (MM)	COVERED CAPACITY: QT (L)	UNCOVERED CAPACITY: QT (L)	CASE LOT	COVER W/OUT HANDLES	COVER WITH HANDLES	CASE LOT
1/4	30020*	2 1/2 (65)	6.6 (6.3)	8.3 (7.9)	6	77450	77350	12
1/2	30220*	2 1/2 (65)	3.5 (3.3)	4.3 (4.1)	6	75450	—	12
1/3	30322**	2 1/2 (65)	2.1 (2)	2.6 (2.5)	6	—	—	—

*20-gauge pan **22-gauge pan
Note: Covers also fit Super Pan V Pans





Super Pan® Transport Pans

- Heavy-duty 20-gauge, 300 series stainless steel

PAN SIZE	ITEM #	DIMENSIONS (L X W): IN (MM)	DEPTH: IN (MM)	CAPACITY: QT (L)		CASE LOT	COVER	CASE LOT	PORTIONS TRANSPORTED			
				COVERED	UNCOVERED				2 OZ 60 ML	2½ OZ 75 ML	4 OZ 120 ML	8 OZ 235 ML
¼	30015*	20¾ x 12¾ (527 x 324)	1¼ (35)	—	4 (3.8)	6	70015	6	—	—	—	—
¼	30025	20¾ x 12¾ (527 x 324)	2½ (65)	5 (4.7)	8 (7.6)	6	70015	6	76	60	38	19
¼	30045	20¾ x 12¾ (527 x 324)	4 (100)	10 (9.5)	14 (13.3)	6	70015	6	161	120	80	40
¼	30065	20¾ x 12¾ (527 x 324)	6 (150)	14 (13.3)	20 (19)	6	70015	6	266	180	133	66
¼	30088	20¾ x 12¾ (527 x 324)	8 (200)	22 (20.9)	28 (26.6)	4	70015	6	400	300	200	100
½	30225	10¾ x 12¾ (264 x 324)	2½ (65)	2 (1.9)	4 (3.8)	6	75025	3	32	24	16	8
½	30245	10¾ x 12¾ (264 x 324)	4 (100)	4 (3.8)	6 (5.7)	6	75025	3	64	48	32	16
½	30265	10¾ x 12¾ (264 x 324)	6 (150)	7 (6.6)	10 (9.5)	6	75025	3	112	84	56	28
½	30288	10¾ x 12¾ (264 x 324)	8 (200)	10 (9.5)	11 (10.4)	6	75025	3	190	142	95	47

*Stacking lug is not incorporated in Item 30015 **Will only fit transport pans



Heavy-Duty Super Pan® Steam Table Pans

- Heavy-duty 20-gauge, 300 series stainless steel



PAN SIZE	ITEM #	DEPTH: IN (MM)	CAPACITY: QT (L)	CASE LOT	SOLID COVER	SLOTTED COVER	CASE LOT
SUPER PAN 2 CORNER DESIGN							
¼	30020	2½ (65)	8.3 (7.9)	6	77250	75210	6
¼	30040	4 (100)	14 (13.3)	6	77250	75210	6
¼	30060	6 (150)	21 (19.9)	6	77250	75210	6
½	30220	2½ (65)	4.3 (4.1)	6	75120	75220	6
½	30240	4 (100)	6.7 (6.3)	6	75120	75220	6
½	30260	6 (150)	10 (9.5)	6	75120	75220	6
FLAT CORNER DESIGN							
¼	S2008D	8 (203.2)	29¾ (28.2)	3	—	—	6
½ Long	S20062	2½ (63.5)	3½ (3.3)	6	—	—	6
½ Long	S20064	4 (101.6)	5¼ (5)	6	—	—	6
½ Long	S20066	6 (152.4)	9 (8.5)	6	—	—	6
½ Long	S1318D	8 (203.2)	14⅞ (13.4)	3	—	—	—
⅓	S12062	2½ (63.5)	2¼ (2.1)	6	75130	75230	6
⅓	S12064	4 (101.6)	4½ (4.3)	6	75130	75230	6
⅓	S12066	6 (152.4)	6¼ (6)	6	75130	75230	6
¼	S10062	2½ (63.5)	1⅝ (1.5)	6	75140	75240	6
¼	S10064	4 (101.6)	2⅞ (2.7)	6	75140	75240	6
¼	S10066	6 (152.4)	4⅜ (4.1)	6	75140	75240	6
⅙	S06062	2½ (63.5)	1 (0.9)	6	75160	75260	6
⅙	S06064	4 (101.6)	1⅞ (1.8)	6	75160	75260	6
⅙	S06066	6 (152.4)	2⅝ (2.5)	6	75160	75260	6
OFFSET SHOULDER DESIGN 18-GAUGE							
¼	S2028D	8 (203.2)	30½ (28.9)	4	—	—	—
½	S1328D	8 (203.2)	15 (14.2)	4	—	—	—





Universal Accessories

Pan Bands

- High-temperature silicone – oven safe up to 450°F (223°C)



PAN SIZE	BLACK ITEM #	GRAY ITEM #	DIMENSIONS (L X W X H): IN (CM)	CASE LOT
¼	N-0001B	N-0001G	12¾ x 19½ x ⅝ (31.4 x 49.8 x 1.6)	24
½	N-0002B	N-0002G	12¾ x 10½ x ⅝ (31.4 x 25.7 x 1.6)	24
⅓	N-0003B	N-0003G	12¾ x 6½ x ⅝ (31.4 x 16.5 x 1.6)	24
⅙	N-0006B	N-0006G	6 x 6½ x ⅝ (15.2 x 16.5 x 1.6)	24

Egg Poachers

ITEM #	DESCRIPTION	CASE LOT
FULL-SIZE STAINLESS STEEL EGG POACHER		
75060	Full-size egg poacher/juice glass holder	1 set
75062	Replacement 15-hole plate	6
75080*	Replacement aluminum egg cups	12
ONE-HALF SIZE STAINLESS STEEL EGG POACHER		
75070	One-half size egg poacher/juice glass holder	1 set
75072	Replacement 8-hole plate	6
75080*	Replacement aluminum egg cups	12
75071	Replacement flat cover with knob	6
NONSTICK EGG POACHER PAN		
42100	20⅞ x 12⅞ x 1⅞ (53 x 32.5 x 2), fits standard and Gastronorm full-size pans and hot or cold wells with 12" x 20" (30.5 x 50.8) opening	6
WEAR-EVER® EGG POACHER CUPS		
57900	Egg Poacher Cups, nonstick 3" (7.6 cm) top diameter, set of 12	1 set



75060



42100



57900

*Imported item

Dome Covers



Solid Dome Cover

Panamax™ Dome Cover

ITEM #	DESCRIPTION	DIMENSIONS (W X D X H): IN (CM)	CASE LOT
PANAMAX™ DOME COVER			
49339	Full-size	21 x 13 x 4½ (53.3 x 33 x 11.4)	1
SOLID DOME COVERS			
77200*	Full-size	21 x 12⅞ x 3¾ (53.3 x 32.7 x 9.5)	1
77500*	Half-size	12⅞ x 10⅝ x 3¾ (32.7 x 27 x 9.5)	1



Specialty Covers



Hinged Cover

68010

ITEM #	DESCRIPTION	DIMENSIONS (W X D X H): IN (CM)	CASE LOT
HINGED COVERS			
77430	Full-size – flat	20⅞ x 12⅞ x ½ (53.2 x 32.7 x 1.3)	3
77400	Full-size – dome	21 x 12⅞ x 2½ (53.3 x 32.7 x 6.4)	1
COVER-ALL® ALUMINUM COVERS			
68020*	Full-size	20¾ x 12¾ (52.7 x 32.4)	6
68010*	Half-size	10¾ x 12¾ (26.4 x 32.4)	3

*Two per full-size pan recommended





Insets & Bain-Maries

Stainless Steel Insets & Covers

47490
Knob Hinged
Cover



47493
Contemporary
Hinged Cover



ITEM #	CAPACITY: QT (L)	FITS OPENING: IN (CM)	DEPTH: IN (CM)	INSET CASE LOT	SLOTTED COVER ITEM #	SOLID COVER** ITEM #	KNOB HINGED COVER** ITEM #	CONTEMPORARY HINGED COVER** ITEM #
78154	2½ (2.4)	5 (12.7)	7 ¹ / ₁₆ (19.8)	6	78150*	79040	—	—
65S	3 (2.8)	6½ (16.5)	5¼ (13.3)	6	78160*	—	47486*	—
78164	4½ (3.9)	6½ (16.5)	8 ³ / ₁₆ (20.8)	6	78160*	—	47486*	—
78174	4½ (3.9)	8½ (21.6)	4 ⁷ / ₈ (12.4)	6	78180*	77072	47488*	47493
78184	7¼ (6.9)	8½ (21.6)	8 ³ / ₁₆ (20.8)	6	78180*	77072	47488*	47493
78194	7¼ (6.9)	10½ (26.7)	5 ⁵ / ₈ (14.3)	6	78200*	77112	47490*	47494
78204	11 (10.4)	10½ (26.7)	8 ³ / ₁₆ (20.8)	6	78200*	77112	47490*	47494

*Not NSF® certified
**Stainless steel covers



Stainless Steel Bain-Maries



ITEM #	CAPACITY: QT (L)	FITS OPENING: IN (CM)	DEPTH: IN (CM)	BAIN MARIE CASE LOT	COVER ITEM #*	COVER CASE LOT
78710	1¼ (1.2)	4¼ (10.8)	5¾ (14.6)	6	79020	6
78720	2 (1.9)	5 (12.7)	6¾ (17.1)	6	79040	6
78725	2 (1.9)	6¼ (15.9)	4 (10.1)	6	79080	6
78730	3½ (3.3)	6¼ (15.9)	7¼ (18.4)	6	79080	6
78740	4¼ (4)	6 ⁵ / ₈ (16.8)	7 ⁵ / ₈ (19.4)	6	79100	6
78760	6 (5.7)	7 ³ / ₈ (18.7)	8 ⁵ / ₈ (21.9)	6	79120	6
78780	8¼ (7.8)	8 ¹ / ₂ (20.6)	9¾ (24.5)	4	79170	4
78820	12 (11.4)	9 ¹ / ₈ (23.2)	10 ⁷ / ₈ (27.6)	4	79220	4

*Stainless steel covers





Adaptor Plates

ADAPTOR PLATES WORK IN CONJUNCTION WITH A WIDE VARIETY OF VOLLRATH'S PRODUCTS:

- 300 series stainless steel

Steam Table Pans – Pages 63-73

Insets – Page 75

Bain-Maries – Page 75

Sheet Pans – Pages 106-107



Sheet Pan Adaptor Plate



ITEM #	DESCRIPTION	CASE LOT
19199	Sheet pan adaptor plate for Signature Server®	1
19186	Two hot well sheet pan adaptor plates for drop-ins	1



Angled Adaptor Plates



ITEM #	DESCRIPTION	DEGREE OF SLOPE	DIMENSIONS (D X W X H): IN (CM)	CASE LOT
19196	Single angled adaptor plate	6°	20 ⁷ / ₈ x 12 ³ / ₄ x 2 ¹³ / ₁₆ (53 x 32.4 x 7.2)	2
19184	Dual-sided angled adaptor plate, holds two half-size pans	8.2°	20 ⁷ / ₈ x 12 ³ / ₄ x 2 ¹ / ₈ (53 x 32.4 x 5.4)	1

Adaptor Bars



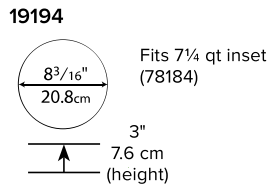
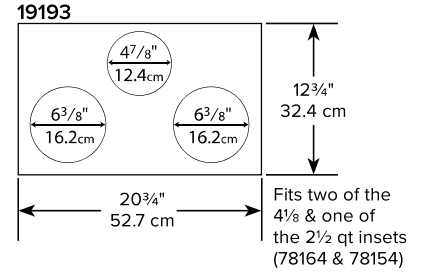
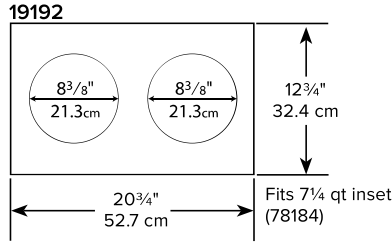
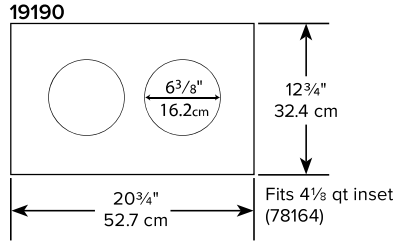
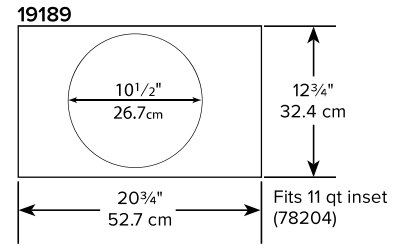
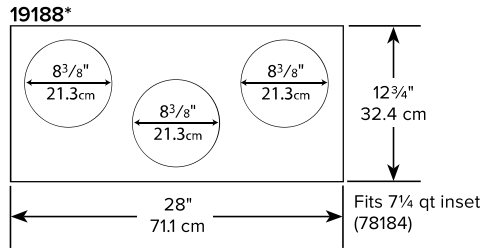
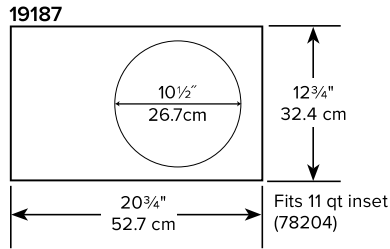
ITEM #	DIMENSIONS (D X W X H): IN (CM)	CASE LOT
75012	12 ¹⁵ / ₁₆ x 1 x 1/4 (32.9 x 2.5 x 0.6)	12
75020	20 ¹⁵ / ₁₆ x 1 x 1/4 (53.2 x 2.5 x 0.6)	12
56680	10 ³ / ₄ x 12 ³ / ₄ x 5/16 (27.3 x 32.3 x 0.8)	6
75013*	Adaptor bar for short wild pan, use with 3100220	12
75015	Adaptor bar for long wild pan, use with 3100020	12



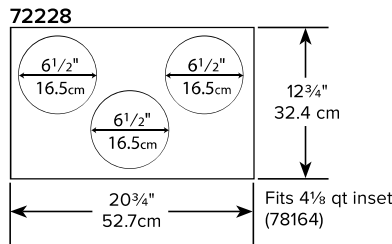
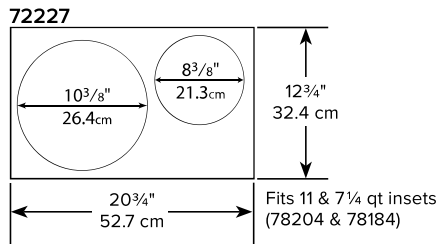
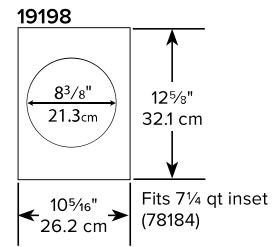
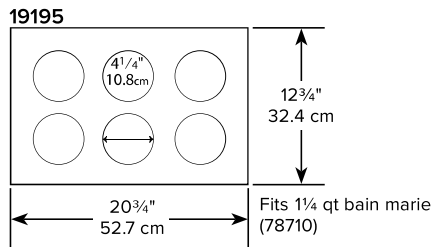
SCAN HERE TO LEARN MORE ABOUT PAN LAYOUT TOOL



Adaptor Plate Cutout Dimensions



For use only with items 19192, 19188, and 19198 adaptor plates



ITEM #	OPENINGS	CASE LOT
19187	With one 10 1/2" (26.7 cm) hole – fits 78204 (11 qt/10.4 L)	2
19188*	With three 8 3/8" (21.3 cm) inset holes – fits 78184 (7 1/4 qt/6.9 L) – for use with items 72050/72051	1
19189	With one 10 1/2" (26.8 cm) hole – fits 78204 (11 qt/10.4 L)	4
19190	With two 6 3/8" (16.2 cm) inset holes – fits 78164 (4 1/8 qt/3.9 L)	4
19192	With two 8 3/8" (21.3 cm) inset holes – fits 78184 (7 1/4 qt/6.9 L)	4
19193	With one 4 7/8" (12.4 cm) and two 6 3/8" (16.2 cm) inset holes – fits 78154 (2 1/2 qt/2.4 L) & two 78164 (4 1/8 qt/3.9 L)	4
19194	Adaptor ring fits 19192, 19188, and 19198 adaptor plates – fits 78184 (7 1/4 qt/6.9 L)	2
19195	With six 4 1/4" (10.8 cm) holes – fits 78710 (1 1/4 qt/1.2 L)	4
19198	With one 8 3/8" (21.3 cm) hole – fits 78184 (7 1/4 qt/6.9 L)	2
72227	With one 8 3/8" (21.3 cm) and one 10 3/8" (26.4 cm) inset holes – fits 78184 (7 1/4 qt/6.9 L) & 78204 (11 qt/10.4 L)	1
72228	With three 6 1/2" (16.5 cm) inset holes – fits 78164 (4 1/8 qt/3.9 L) – fits thermoset wells only	1

*Fits 1/3 rethermalizers and 1/3 drop-ins only





Cookware & Bakeware

Visit any commercial kitchen in America, and odds are we're in it. The secret to our success? Our commercial cookware and bakeware isn't one-size-fits-all. We offer so many different materials, handles, and coatings, you'll feel like you're getting cookware specially customized for you.




**Stainless
Steel Cookware**



**Aluminum
Cookware**



**Sheet Pans &
Accessories**



Bakeware



**Pizza
Pans**

How To Shop

Stainless Steel Cookware



With five distinct induction-compatible lines, you can choose the handle style, coating, and construction that fits your needs.

PAGES 82-90

Aluminum Cookware



Great for cooks who need to heat food up quickly, aluminum pans are a lightweight and budget-conscious choice.

PAGES 93-104



TRIBUTE®

Finest in Tri-Ply cookware

PAGES 82-84



CENTURION®

Double-rim cookware with European craftsmanship

PAGES 82, 85-86



INTRIGUE®

Ergonomic, high-polished presentation cookware

PAGES 82, 87-88



OPTIO™

Induction cookware for the cost-conscious chef

PAGES 82, 89-90



WEAR-EVER® CLASSIC SELECT® HEAVY-DUTY COOKWARE

PAGES 93-95



WEAR-EVER® CLASSIC® ALUMINUM COOKWARE

PAGES 93, 96-98



ALUMINUM FRY PANS

PAGES 99-101



SAUCE PANS & COVERS

PAGE 102



ARKADIA™ ALUMINUM COOKWARE

PAGES 93, 99, 103



STIR FRY PANS

PAGE 104



SCAN HERE TO LEARN MORE ABOUT MIRAMAR® PRESENTATION COOKWARE & TEMPLATES



Sheet Pans & Accessories



With the largest selection in the industry, Wear-Ever® 3000 series aluminum sheet pans are a fundamental basic for every chef's and baker's kitchen.

PAGES 106-107

Bakeware



Whether it's a cake, pie, or loaf pan meant to serve a few, or a heavy-duty roast pan designed to feed an army, Wear-Ever bakeware has the pans for you.

PAGES 106-111



SHEET PANS
PAGES 106-107



COOKIE SHEETS
PAGE 108



SHEET PAN COVERS
PAGE 106



CAKE & PIE PANS
PAGE 108



NONSTICK SHEET PANS
PAGE 107



LOAF PANS
PAGES 108-109



WIRE GRATES
PAGE 107



BAKE & ROAST PANS
PAGE 109



BAKING MATS
PAGE 107



ALUMINUM ROASTERS
PAGE 105



PIZZA PANS
PAGES 110-111



Stainless Steel Cookware



TRIBUTE®
PAGES 82-84



MIRAMAR®
PAGES 152-153



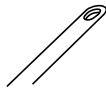


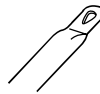


























CENTURION®
PAGES 85-86




INTRIGUE®
PAGES 87-88



OPTIO™
PAGES 89-90

USE	Heavy-duty cookware	Display cookware	Classic euro-style cookware	Modern euro-style cookware	Light-duty cookware
FEATURES	Tri-Ply construction creating perfect heat distribution, satin finish	Tri-Ply construction, satin bodies with polished handles (some pieces supplied in full polish finish)	Heavy-gauge stainless, satin finish with polished rim, and extra-large clad bottoms	Heavy-gauge stainless with large clad bottoms and mirror finish inside and out on most pieces	Easy-to-handle, lightweight stainless construction, mirror finish, clad bottom
MATERIAL	Tri-Ply stainless steel with aluminum core	Tri-Ply stainless steel with aluminum core	18-8 stainless steel with clad bottom	18-8 stainless steel with clad bottom	High-chrome stainless steel
HANDLE	 Natural  Silicone	 Plated cast handle	 Hollow handle	 Hollow ergo handle	 Hollow handle
HANDLE ATTACHMENT	Ever-Tite™ rivets	Rivets	Welded, coated pans are riveted	Welded, coated pans are riveted	Welded
PERFORMANCE LEVEL	★★★★★	★★★★★	★★★★★	★★★★★	★★★★★
PRICE	\$ \$ \$ \$	\$ \$ \$ \$	\$ \$ \$ \$	\$ \$ \$ \$	\$ \$ \$ \$
CERTIFICATION					
COMPATIBLE WITH	 ELECTRIC  INDUCTION  GAS	 ELECTRIC  INDUCTION  GAS	 ELECTRIC  INDUCTION  GAS	 ELECTRIC  INDUCTION  GAS	 ELECTRIC  INDUCTION  GAS
WARRANTY					90-day limited warranty

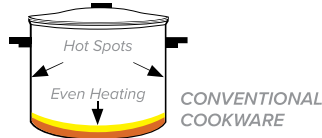
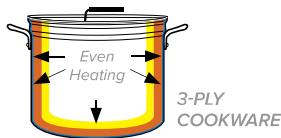


SCAN HERE TO LEARN MORE ABOUT CARE AND USE



Tribute[®] Cookware

- Versatile choice for high-end commercial kitchens; it offers unparalleled durability
- Tri-Ply construction for perfect heat distribution
- Premier nonstick coating and stay-cool ergonomic handles
- Guarantees flavor neutrality and unmatched performance on gas, electric and induction stovetops



Tribute[®] Fry Pans



NATURAL FINISH SILICONE HANDLE	NATURAL FINISH PLATED HANDLE	CERAMIGUARD II SILICONE HANDLE	CERAMIGUARD II PLATED HANDLE	TOP DIA: IN (CM)	GAUGE	CASE LOT	COVER ITEM #
TRIBUTE FRY PANS WITH SILICONE HANDLE							
692107	691107	692407	691407	7 (17.8)	10	6	69327
692108	691108	692408	691408	8 (20.3)	10	6	69328
692110	691110	692410	691410	10 (25.4)	8	6	69410
692112	691112	692412	691412	12 (30.5)	8	2	69412
692114	691114	692414	691414	14 (35.6)	8	1	69414
TRIBUTE FRY PANS WITH PURPLE SLEEVE HANDLE							
693308	—	693208	—	8 (20.3)	10	6	69328
693310	—	693210	—	10 (25.4)	8	6	64910
693312	—	693212	—	12 (30.5)	8	2	69412

Note: Jacob's Pride Warranty does not cover silicone on handle





Tribute® Sauciers, Sauce Pans, Stock/Sauce Pots, Sauté Pans, Braziers and Stir Fry Pans



ITEM #	CAPACITY QT (L)	DIAMETER: IN (CM)	DEPTH: IN (CM)	GAUGE	CASE LOT	COVER ITEM #
TRIBUTE SAUCIERS						
722110*	1 (.9)	6½ (16.5)	2¼ (5.7)	10	1	—
722120	2 (1.9)	8 (20.3)	2¾ (6.0)	8	1	69328
722130	3 (2.8)	10 (25.4)	3¼ (8.3)	8	1	69410
TRIBUTE SAUCE PANS						
702115	1½ (1.4)	6 (15.2)	3 (7.6)	10	1	69325
702125	2½ (2.4)	7 (17.8)	3½ (8.9)	8	1	69327
702135	3½ (3.3)	8 (20.3)	4½ (10.5)	8	1	69328
702145	4½ (4.2)	9 (22.9)	4½ (10.5)	8	1	69329
702170**	7 (6.6)	10 (25.4)	5½ (13.7)	8	1	69410
TRIBUTE STOCK/SAUCE POTS						
77780	4½ (4.2)	9 (22.9)	4½ (10.5)	8	1	69329
77519	6 (5.6)	9 (22.9)	5¾ (14.6)	8	1	69329
77520	8 (7.5)	10 (25.4)	6 (15.2)	8	1	69410
77521	12 (11.4)	12 (30.5)	6¼ (15.9)	8	1	69412
77522	16 (15.1)	12 (30.5)	8½ (21.6)	8	1	69412
77523	20 (18.9)	14 (35.6)	7¾ (19.7)	8	1	69414
TRIBUTE SAUTÉ PANS						
702120	2 (1.9)	8 (20.3)	2¾ (6.0)	8	1	69328
702130	3 (2.8)	10 (25.4)	2¾ (6.0)	8	1	69410
702160**	6 (5.6)	12 (30.5)	2¼ (6.8)	8	1	69412
702175**	7½ (7.1)	14 (35.6)	2¾ (7.3)	8	1	69414
TRIBUTE BRAZIERS						
77760	10 (9.4)	12 (30.5)	5½ (13.7)	8	1	69412
77761	15 (14.1)	14 (35.6)	5½ (14.2)	8	1	69414
TRIBUTE STIR FRY PANS						
702111	4¾ (4.5)	11 (27.9)	3½ (8.9)	8	1	—
702114	10¾ (9.6)	14 (36)	4¾ (11.1)	8	1	69414

*Not induction ready **With helper handle
 Note: Jacob's Pride® warranty does not cover silicone on handle



SCAN HERE TO LEARN MORE ABOUT TRIBUTE® COVERS

Griddle With CeramiGuard® II Interior



ITEM #	DIMENSIONS: IN (CM)	GAUGE	CASE LOT
702412	12 (30) square	8	1

Note: Jacob's Pride Warranty does not cover silicone on handle or nonstick coatings





Centurion® Cookware

- Crafted with the finest stainless steel in the European tradition, Centurion offers beauty and durability for display cooking as well as back-of-house
- Heavy-duty 18-8 (EU 18-10) brushed stainless steel construction will not pit, discolor, or retain flavors from previously cooked foods
- Welded handles are a single piece of hollow, airtight, waterproof stainless steel, and stay cooler to the touch
- ¼"-thick aluminum-clad bottom provides quick, even heat distribution
- Premier nonstick coating on fry pans is made without PFOA



Centurion® Fry Pans



NATURAL FINISH ITEM #	NONSTICK ITEM #	TOP DIAMETER: IN (CM)	HEIGHT: IN (CM)	GAUGE	CASE LOT	DOMED COVER ITEM #
—	N3408	8 (20.3)	1½ (3.8)	20	1	3708C
3409	N3409	9½ (24.1)	1¾ (4.4)	18	1	3709C
3411	N3411	11 (27.9)	2¼ (5.7)	16	1	3711C
3412	N3412	12½ (31.8)	2½ (6.4)	16	1	3712C
3414*	N3414	14 (35.6)	2½ (6.4)	16	1	47777**

*Assist loop handle provided **Universal cover for Centurion/Intrigue line

Centurion® Pasta Baskets



ITEM #	DESCRIPTION	CASE LOT
3158	5½ qt (5.2 L) – fits 3206 sauce pot	1 (Set of 4)
3159	7½ qt (7.1 L) – fits 3208 sauce pot	1 (Set of 4)



SCAN HERE TO LEARN
MORE ABOUT
CENTURION COVERS



Centurion® Sauté Pans, Curved Saucier/Sauté Pans, Sauce Pans, Stock Pots, Sauce Pots and Braziers/Casseroles



ITEM #	CAPACITY: QT (L)	DIAMETER: IN (CM)	DEPTH: IN (CM)	GAUGE	CASE LOT	DOMED COVER ITEM #
CENTURION SAUTÉ PANS						
3601	1½ (1.4)	6¼ (15.9)	2½ (6.4)	16	1	3706C
3602	2½ (2.4)	8 (20.3)	3¼ (8.9)	16	1	3708C
3604	4½ (4.3)	9½ (24.1)	3¾ (9.5)	14	1	3709C
3607*	7 (6.7)	11 (27.9)	4½ (11.4)	14	1	3711C
CENTURION CURVED SAUCIER/ SAUTÉ PANS						
3150	1¾ (1.7)	7 (17.8)	2¾ (7)	18	1	—
3151	2¼ (2.1)	7¾ (19.7)	3 (7.6)	18	1	3708C
3152	3¼ (3.1)	9½ (24.1)	3¼ (8.3)	16	1	3709C
3153	4¼ (4)	10⅞ (25.7)	3½ (8.9)	16	1	—
CENTURION SAUCE PANS						
3702	2¼ (2.1)	6¼ (15.9)	4¼ (10.8)	16	1	3706C
3704	4¼ (4)	8 (20.3)	5¼ (13.3)	16	1	3708C
3707	7 (6.7)	9½ (24.1)	6 (15.2)	14	1	3709C
CENTURION STOCK POTS						
3101	6½ (6.2)	8 (20.3)	8 (20.3)	16	1	3708C
3103	10½ (10)	9½ (24.1)	9½ (24.1)	14	1	3709C
3104	17½ (16.6)	11 (27.9)	11 (27.9)	14	1	3711C
3106	25½ (24.2)	12½ (31.8)	12½ (31.8)	14	1	3712C
3109	38 (36.1)	14 (35)	14 (35)	13	1	3713C
3113	53 (50.4)	15¾ (40)	15¾ (40)	13	1	3715C
3118	74 (70.3)	17¾ (45.1)	17¾ (45.1)	13	1	3717C
CENTURION SAUCE POTS						
3202	7 (6.7)	9½ (24.1)	6 (15.2)	14	1	3709C
3203	11½ (10.9)	11 (27.9)	7 (17.8)	14	1	3711C
3204	16¾ (15.9)	12½ (31.8)	7¾ (19.7)	14	1	3712C
3206	23 (21.9)	14 (35)	8½ (21.6)	14	1	3713C
3208	32¾ (31.1)	15¾ (40)	9½ (24.1)	13	1	3715C
3212	46¾ (44.4)	17¾ (45.1)	10¾ (27.3)	13	1	3717C
CENTURION STAINLESS STEEL BRAZIER/CASSEROLES						
3304	4½ (4.3)	9½ (24.1)	3¾ (9.5)	14	1	3709C
3307	7 (6.7)	11 (27.9)	4½ (11.4)	14	1	3711C
3310	10½ (10)	12½ (31.8)	5 (12.7)	14	1	3712C
3315	15 (14.3)	14 (35)	5½ (13.3)	14	1	3713C
3320	20 (19)	15¾ (40)	6 (15.2)	13	1	3715C
3328	28½ (27.1)	17¾ (45.1)	6¾ (17.1)	13	1	3717C

*Assist loop handle provided **Universal cover for Centurion/Intrigue line



Intrigue[®] Cookware

- Heavy-gauge stainless steel, large clad bottom, and stunning mirror finish make intrigue the go-to cookware for presentation
- 18-8 (EU 18-10) mirror finish stainless steel construction
- Patented ergonomic handle designed for comfort, hollow centered handle stays cool, and riveted for durability
- Pots and braziers feature heavy-duty stainless steel loop handles
- Fry pans feature CeramiGuard[®] II nonstick coating – reduces need for cooking oil and cleans up easily



Intrigue[®] Stainless Steel Fry Pans



MIRROR FINISH ITEM #	CERAMIGUARD II ITEM #	TOP DIAMETER: IN (CM)	INSIDE DEPTH: IN (CM)	GAUGE	CASE LOT	COVER ITEM #
47750	47755	7 ³ / ₁₆ (20)	1 ¹ / ₁₆ (4.3)	18	1	47771
47751	47756	9 ³ / ₁₆ (24)	1 ³ / ₄ (4.5)	18	1	47773
47752	47757	10 ¹⁵ / ₁₆ (28)	1 ⁵ / ₁₆ (5)	18	1	47774
47753*	47758*	12 ¹ / ₂ (32)	2 ¹ / ₂ (6.4)	18	1	47776

*Includes helper handle Note: Jacob's Pride warranty does not cover nonstick coatings



SCAN HERE TO LEARN MORE ABOUT INTRIGUE[®] COVERS

COOK WITH SAFETY AND STYLE

Tribute[®], Centurion[®], Intrigue[®], and Optio™ cookware are ideal for use with Vollrath induction ranges.

For more information on Vollrath induction ranges, see pages 21-23.





Intrigue® Stainless Steel Sauce Pots, Stock Pots, Sauce Pans, Sauciers, Sauté Pans and Braziers



ITEM #	CAPACITY: QT (L)	DIAMETER: IN (CM)	DEPTH: IN (CM)	GAUGE	COVER ITEM #
INTRIGUE® SAUCE POTS					
47730	7 (6.6)	9 ³ / ₈ (24)	5 ³ / ₄ (14.8)	18	47773
47731	9 (8.5)	10 ¹⁵ / ₁₆ (28)	5 ¹ / ₂ (13.9)	18	47774
47732	12 (11.4)	11 ¹ / ₁₆ (30)	6 ⁵ / ₁₆ (16.2)	18	47775
47733	17 (16.1)	12 ¹ / ₂ (32)	7 ¹³ / ₁₆ (20.1)	16	47776
47734	24 (22.8)	14 ¹ / ₁₆ (36)	9 (23)	16	47777
47735	33 (31.4)	15 ⁵ / ₈ (40)	9 ³ / ₄ (25)	16	47778
INTRIGUE® STOCK POTS					
47720	6 ¹ / ₂ (6.1)	7 ¹³ / ₁₆ (20)	7 ¹³ / ₁₆ (20)	18	47771
47721	12 (11.4)	9 ³ / ₈ (24)	9 ³ / ₄ (25)	18	47773
47722	18 (17)	10 ¹⁵ / ₁₆ (28)	10 ¹⁵ / ₁₆ (28)	18	47774
47723*	27 (25.5)	12 ¹ / ₂ (32)	12 ¹ / ₂ (32)	16	47776
47724*	38 (36)	14 ¹ / ₁₆ (35)	14 ¹ / ₁₆ (36)	16	47777
47725*	53 (50.1)	15 ⁵ / ₈ (40)	15 ⁵ / ₈ (40)	16	47778
47726*	76 (71.9)	17 ¹⁵ / ₁₆ (45)	16 ³ / ₄ (43)	16	4777945
INTRIGUE® SAUCE PANS					
47740	2 ¹ / ₄ (2.1)	7 ¹ / ₁₆ (18)	3 ³ / ₈ (8.7)	18	47770
47741	3 ¹ / ₄ (3.1)	7 ¹³ / ₁₆ (20)	3 ¹³ / ₁₆ (9.8)	18	47771
47742**	4 ¹ / ₄ (4)	8 ⁹ / ₁₆ (22)	4 ¹ / ₈ (10.6)	18	47772
47743**	7 (6.6)	9 ³ / ₈ (24)	5 ³ / ₄ (14.8)	18	47773
INTRIGUE® SAUCIERS					
47790***	1 (0.9)	6 ¹ / ₄ (16)	2 ¹ / ₄ (5.7)	18	47780
47791	2 (1.9)	7 ¹³ / ₁₆ (20)	2 ³ / ₄ (7.1)	18	47771
47792	3 (2.9)	9 ³ / ₈ (24)	3 (7.6)	18	47773
INTRIGUE® SAUTÉ PANS					
47745	3 (2.8)	9 ³ / ₈ (24)	2 ¹ / ₂ (6.4)	18	47773
47746**	6 (5.7)	10 ¹⁵ / ₁₆ (28)	3 ⁵ / ₈ (9.3)	18	47774
47747**	9 ¹ / ₂ (9)	14 ¹ / ₁₆ (36)	3 ¹ / ₂ (8.9)	16	47777
INTRIGUE® BRAZIER					
47760	12 (11.4)	14 ¹ / ₁₆ (36)	4 ³ / ₈ (11.3)	16	47777
47761	18 (17)	15 ⁵ / ₈ (40)	5 ⁵ / ₈ (13.7)	16	47778
47762	24 (22.7)	17 ⁵ / ₁₆ (46)	5 ⁵ / ₈ (13.7)	16	47779

*Satin-finished inside **Includes helper handle ***Not induction ready

Stainless Steel Pasta Basket for Stock Pots

ITEM #	DESCRIPTION	GAUGE	CASE LOT
682112B	Four (4) baskets fit in Intrigue® pots 47732 & 47733 and Tribute® pots 77521 & 77522	22	1

Note: Jacob's Pride Warranty does not cover silicone on handle or nonstick coatings





Optio™ Cookware

- High-chrome stainless steel construction will not pit, discolor, or carry flavors
- Aluminum-clad bottom provides quick and even distribution of heat
- Clad bottom is encapsulated by stainless steel to prevent denting and scratching
- Sauce pots, pans, and stock pots ship with domed covers



Optio™ Cookware Sets



ITEM #	DESCRIPTION	CONTAINS	CASE LOT
3820	Deluxe 6-piece cookware set	<ul style="list-style-type: none"> • 2.75 qt (2.6 L) sauce pan (3802) with lid (3907C) • 4 qt (3.8 L) sauce pan (3803) with lid (3908C) • 9.5" (24.1 cm) nonstick fry pan (N3809) • Stainless steel lid for 9.5" fry pan (3910C) 	1 set
3822	Deluxe 7-piece cookware set	<ul style="list-style-type: none"> • 1 qt (.95 L) sauce pan (3800) with lid (3900C) • 2.75 qt (2.6 L) sauce pan (3802) with lid (3907C) • 6.75 qt (6.4 L) sauce pot (3902) with lid (3910C) • 9.5" (24.1 cm) stainless steel fry pan (3809) <i>(Note: 3910C lid fits the 9.5" fry pans).</i> 	1 set

Optio™ Fry Pans



NATURAL FINISH ITEM #	NONSTICK ITEM #	TOP DIA: IN (CM)	GAUGE	CASE LOT	COVER ITEM #	COVER CASE LOT
3808	N3808	8 (20.3)	21	6	3908C	1
3809	N3809	9½ (24.1)	21	6	3910C	1
3811	N3811	11 (27.9)	21	2	3911C	1
3812	N3812	12½ (31.8)	21	2	3912C	1

Note: 90-day warranty on nonstick coating



Optio™ Sauce Pots, Pans and Stock Pots



3804



3803



3903



3501



3814

ITEM #	CAPACITY: QT (L)	DIAMETER: IN (CM)	DEPTH: IN (CM)	GAUGE	CASE LOT	COVER ITEM #	COVER CASE LOT
SAUTÉ PANS							
3801	2½ (2.4)	8 (20.3)	3 (7.6)	21	2	3908C	6
3804	4 (3.8)	9½ (24.1)	4¼ (10.8)	21	2	3910C	6
3807	6 (5.7)	11 (27.9)	3½ (8.9)	21	2	3911C	6
SAUCE PANS – SHIP WITH COVER							
3800	1 (.95)	5½ (14)	2¾ (7)	21	6	3900C	12
3802	2¾ (2.6)	7 (17.8)	4½ (10.5)	21	6	3907C	6
3803	4 (3.8)	8 (20.3)	4¾ (12.1)	21	6	3908C	6
3806	6¾ (6.4)	9½ (24.1)	6 ³ / ₈ (16.2)	21	6	3910C	6
SAUCE POTS – SHIP WITH COVER							
3902	6¾ (6.4)	9½ (24.1)	6 ³ / ₈ (16.2)	21	2	3910C	6
3903	10 (9.5)	11 (27.9)	7½ (18.1)	21	2	3911C	6
3904	16 (15.2)	12½ (31.8)	8 (20.3)	21	2	3912C	6
3905	22 (20.9)	14 (35.6)	8½ (21.6)	21	2	3914C	6
STOCK POTS – SHIP WITH COVER							
3501	8 (7.6)	8½ (21.6)	8 (20.3)	21	2	3909C	6
3503	11 (10.5)	9½ (24.1)	9½ (24.1)	21	2	3910C	6
3504	18 (17.1)	11 (27.9)	11 (27.9)	21	2	3911C	6
3506	27 (25.7)	12½ (31.8)	12½ (31.8)	21	1	3912C	6
3509	38 (36.1)	14 (35.6)	14¼ (36.2)	21	1	3914C	6
3513	53 (50.4)	15¾ (40)	15 ⁷ / ₈ (40.3)	18	1	3915C	6
BRAZIERS							
3810	10 (9.5)	12½ (31.8)	4½ (11)	21	2	3912C	6
3814	14 (13.3)	14 (35.6)	5½ (14)	21	2	3914C	6
3819	19 (18.1)	15¾ (40)	6 (15.2)	18	1	3915C	6



SCAN HERE TO LEARN
MORE ABOUT
OPTIO™ COVERS



Stainless Steel Stock Pots and Storage Containers*



ITEM #	CAPACITY: QT (L)	GAUGE	CASE LOT	COVER ITEM #
78560*	7½ (7.1)	24	1	77072**
78580*	11½ (10.9)	20	1	77112**
78600*	16 (15.1)	20	1	78672**
78610*	20 (18.9)	20	1	78672**
78620*	24 (22.7)	20	1	78672**
78630*	38½ (36.4)	20	1	78682**
78640*	60 (56.8)	18	1	78702**

*Not suitable for use on induction ranges **Covers sold separately ***Covers are 24-gauge stainless steel



Stainless Steel Double Boiler



ITEM #	DESCRIPTION	INSET CAPACITY: QT (L)	BODY CAPACITY: QT (L)	CASE LOT
77020*	Complete set includes cover	2 (1.9)	2 (1.9)	1

*Not recommended for use on induction ranges





Stainless Steel Double Boilers

COMPLETE SET ITEM #	INSET CAPACITY: QT (L)	BODY CAPACITY: QT (L)	INSET OUTSIDE DIAMETER: IN (CM)	INSET AND POT HEIGHT: IN (CM)	INSET ONLY ITEM #	DEPTH: IN (CM)	INSET BOTTOM STYLE	GAUGE	POT ONLY ITEM #	GAUGE	SOLID COVER ITEM #	SLOTTED COVER ITEM #
77070	7 (6.6)	7½ (7.1)	9¾ (23.8)	11 (27.9)	77073*	8¾ (21.4)	Round	24	78560	24	77072	78180*
77110	11 (10.4)	11½ (10.9)	11¾ (29.1)	11 (27.9)	77113*	8¾ (22.2)	Flat	24	78580	20	77112	78200*
77130	20 (18.9)	20 (18.9)	12¼ (32.5)	14 (35.6)	77133*	11 (10.4)	Flat	24	78610	20	78672	—

*Insets and slotted covers are not NSF® certified **Covers are 24-gauge stainless steel



Heavy-Duty Stainless Steel Tapered Sauce Pans



SILICONE HANDLE	PLATED HANDLE	CAPACITY: QT (L)	TOP DIA: IN (CM)	DEPTH: IN (CM)	HANDLE: IN (CM)	CASE LOT	COVER ITEM #	CASE LOT
782120*	781120*	2 (1.9)	7¼ (18.4)	3¾ (9.1)	6½ (16.5)	6	—	—
782130	781130	3 (2.8)	7½ (20.2)	4¾ (11.3)	6½ (16.5)	6	79120	6
782145	781145	4½ (4.3)	9¾ (24)	5¼ (13.3)	7¾ (19.7)	4	79220	4
782155	781155	5½ (5.2)	10½ (25.7)	5½ (14.3)	7¾ (19.7)	4	69410	1
782170* **	781170* **	7 (6.6)	10¾ (26.8)	6¼ (15.9)	11¼ (28.6)	4	—	—

*Cover not available **With helper handle



Carbon Steel Fry Pans



ITEM #	TOP DIAMETER: IN (CM)	DEPTH: IN (CM)	GAUGE	CASE LOT
58900	8½ (21.6)	1¾ (4.4)	16	12
58910	9¾ (23.8)	1¾ (4.8)	16	6
58920	11 (27.9)	1½ (4.9)	16	6
58930	12½ (31.8)	2½ (5.4)	16	6

Note: Covers not available



Induction Fry Pans With SteelCoat x3™ Interior

- Carbon steel



ITEM #	TOP DIAMETER: IN (CM)	DEPTH: IN (CM)	GAUGE	CASE LOT
592385	8½ (21.6)	1¾ (4.4)	16	6
5923938	9¾ (23.8)	1¾ (4.8)	16	6
592311	11 (27.9)	1½ (4.9)	16	2

Note: Covers not available





Aluminum Cookware



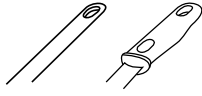
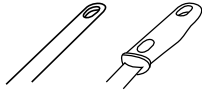



**WEAR-EVER®
CLASSIC SELECT®**
PAGES 93-95



WEAR-EVER CLASSIC™
PAGES 96-98



ARKADIA™
PAGE 103

USE	Heavy-duty cookware	Medium- to high-volume kitchens	Low- to medium-volume kitchens
FEATURES	Primarily 2-gauge construction with double-thick bottom and top edge	Primarily 6- to 8-gauge construction, double-thick or rolled top edge	9-gauge aluminum construction, aluminum rivets
MATERIAL	Impact-resistant 3004 aluminum	Impact-resistant 3004 aluminum	3000 series aluminum
HANDLE	 Natural Silicone	 Natural Silicone	 Nickel-plated steel w/optional Arkadia™ silicone sleeve
HANDLE ATTACHMENT	Ever-Tite™ rivets with welded side handles	Ever-Tite™ rivets with welded side handles	Aluminum rivets
PERFORMANCE LEVEL	★★★★★	★★★★★	★★★★★
PRICE	\$ \$ \$ \$	\$ \$ \$ \$	\$ \$ \$ \$
WARRANTY	JP LIFETIME GUARANTEE	1-year warranty with lifetime warranty against loose rivets	90-day limited warranty
MADE IN			





Wear-Ever® Classic Select® Aluminum Cookware

- Double-thick bottoms heat evenly and eliminate hot spots
- Double-thick rims remain round for better cover fit
- Flat and domed covers available



Wear-Ever® Classic Select® Heavy-Duty Aluminum Stock Pots

ITEM #	WITH FAUCET*	CAPACITY: QT (L)	INSIDE DIA: IN (CM)	INSIDE DEPTH: IN (CM)	GAUGE	CASE LOT	FLAT COVER**	DOMED COVER**
68616	—	15 (14.3)	10 (25.5)	11 $\frac{3}{8}$ (29.1)	2	1	67509	67409
68620	—	20 (18.9)	12 (30.6)	10 $\frac{3}{8}$ (26.5)	2	1	67521	67421
68624	—	25 (23.8)	12 (30.6)	13 $\frac{3}{8}$ (33.4)	2	1	67521	67421
68633	68631*	32 (30.3)	13 (33.2)	14 $\frac{3}{8}$ (36.7)	2	1	67533	67433
68640	68641*	40 (37.9)	14 (35.7)	15 (38.3)	2	1	67541	67441
68660	68661*	60 (56.8)	16 (40.8)	17 $\frac{1}{2}$ (44.6)	2	1	67561	67461
68680	68681*	80 (75.7)	18 (45.9)	18 $\frac{3}{8}$ (46.4)	2	1	67581	—
68690	68691*	100 (94.7)	20 (51)	19 (48.5)	2	1	67691	67491
68700	68701*	120 (113.6)	20 (51)	23 (58.7)	2	1	67691	67491

*Not NSF® certified – Jacob's Pride® warranty does not cover stock pots with faucets **Covers sold separately
Replacement items: 43933-2 screen, 44360-2 gasket kit, 23585-2 faucet, 23534-1 gasket kit

Wear-Ever® Classic Select® Heavy-Duty Aluminum Braziers



ITEM #	CAPACITY: QT (L)	INSIDE DIAMETER: IN (CM)	INSIDE DEPTH: IN (CM)	GAUGE	CASE LOT	FLAT COVER	DOMED COVER
68215	15 (14.3)	14 (35.7)	5 $\frac{5}{8}$ (14.3)	2	1	67541	67441
68218	18 (17)	16 (40.8)	5 $\frac{5}{8}$ (14.3)	2	1	67561	67461
68224	24 (22.7)	18 (45.9)	5 $\frac{1}{2}$ (14)	2	1	67581	—
67228	28 (26.5)	20 (51)	5 $\frac{1}{2}$ (14)	2	1	67691	67491



Wear-Ever® Classic Select® Heavy-Duty Sauce Pots

ITEM #	CAPACITY: QT (L)	INSIDE DIAMETER: IN (CM)	INSIDE DEPTH: IN (CM)	GAUGE	CASE LOT	FLAT COVER**	DOMED COVER**
68408	8½ (8)	10 (25.5)	6½ (16.6)	2	2	67509	67409
68413	12 (11.4)	12 (30.6)	6¾ (16.3)	2	2	67521	67421
68414	14 (13.3)	12 (30.6)	7¾ (18.9)	2	2	67521	67421
68420	20 (18.9)	13 (33.2)	9 (23)	2	2	67533	67433
68426	26 (24.7)	14 (35.7)	10½ (25.8)	2	1	67541	67441
68434	34 (32.3)	16 (40.8)	10½ (25.8)	2	1	67561	67461
68444	44 (41.8)	18 (45.9)	10¾ (26.5)	2	1	67581	67481
68460	60 (56.8)	20 (51)	11¾ (29.1)	2	1	67691	67491

*Covers sold separately

Wear-Ever® Classic Select® Heavy-Duty Straight-Sided Sauce Pans



SILICONE HANDLE	PLATED HANDLE	CAPACITY: QT (L)	INSIDE DIAMETER: IN (CM)	INSIDE DEPTH: IN (CM)	GAUGE	CASE LOT	FLAT COVER	DOMED COVER
692125	691125	2½ (2.4)	7¼ (18.5)	3¾ (9.2)	6	2	67327	67427
692145	691145	4½ (4.3)	7¾ (19.9)	5¾ (14.8)	6	2	67312	67412
692165	691165	6½ (6.2)	10 (25.5)	5 (12.8)	6	2	67509	67409
692185	691185	8½ (8.1)	10 (25.5)	6½ (16.6)	6	1	67509	67409

Note: Jacob's Pride® warranty does not cover silicone on handle

Wear-Ever® Classic Select® Heavy-Duty Sauté Pans



SILICONE HANDLE	PLATED HANDLE	CAPACITY: QT (L)	INSIDE DIAMETER: IN (CM)	INSIDE DEPTH: IN (CM)	GAUGE	CASE LOT	FLAT COVER	DOMED COVER
—	4068	2 (1.9)	8 (20.3)	2¾ (6.1)	8	2	67312	—
682130	681130	3 (2.8)	10 (25.5)	2¾ (6.1)	6	2	67509	67409
682150	681150	5 (4.7)	12 (30.6)	2¾ (6.9)	2	2	67521	67421
682175*	681175*	7½ (7.1)	14 (35.7)	2¾ (6.6)	2	1	67541	67441

*Helper handle standard

Note: Jacob's Pride warranty does not cover silicone on handle



Wear-Ever® Classic™ Aluminum Cookware

- Dent-resistant 3004 aluminum
- Heat is spread evenly along base and sidewalls
- Durable double-thick or rolled-rim designs remain round for long-lasting life and excellent cover fit
- Flat and domed covers available



Wear-Ever® Classic™ Aluminum Stock Pots



ITEM #	CAPACITY: QT (L)	GAUGE	CASE LOT	FLAT COVER/ DOMED COVER
67508	8½ (8)	8	1	67509/67409
67510	10 (9.5)	8	1	67509/67409
67512	12 (11.4)	8	1	67509/67409
67516	16 (15.1)	8	1	67509/67409
67520	20 (18.9)	8	1	67521/67421
67524	24 (22.7)	8	1	67521/67421
67532	32 (30.3)	8	1	67533/67433
67540	40 (37.9)	8	1	67541/67441
67560	60 (56.8)	6	1	67561/67461
67580	80 (75.7)	6	1	67581/—

Wear-Ever® Classic™ Rolled-Edge Stock Pots



ITEM #	CAPACITY: QT (L)	GAUGE	CASE LOT	COVER
4302	9 (8.6)	8	2	67313
4303	12 (11.4)	8	2	67315
4305	20 (19)	8	2	67521
4306	24 (22.8)	6	1	67521
430712	30 (28.5)	6	1	67533
4310	40 (38)	6	1	67541
4315	60 (57)	6	1	67561
4320	80 (76)	6	1	67581

Wear-Ever® Classic™ Aluminum Sauce Pots



ITEM #	CAPACITY: QT (L)	GAUGE	CASE LOT	FLAT COVER/ DOMED COVER
67414	14 (13.3)	8	2	67521/67421
67420	20 (18.9)	8	2	67533/67433
67426	26 (24.6)	8	2	67541/67441
67434	34 (32.2)	6	1	67561/67461

Wear-Ever® Rolled-Edge Sauce Pots



ITEM #	CAPACITY: QT (L)	INSIDE DIAMETER: IN (CM)	INSIDE DEPTH: IN (CM)	GAUGE	CASE LOT	COVER
4332	14 (13.3)	12 (30.5)	7½ (19.1)	8	2	67521
4333	20 (19)	13 (33)	9 (22.9)	6	2	67533
4334	26 (24.7)	14 (35.6)	10 (25.4)	8	2	67541



Wear-Ever® Aluminum Sauté Pans



ITEM #	CAPACITY: QT (L)	INSIDE DIAMETER: IN (CM)	INSIDE DEPTH: IN (CM)	GAUGE	CASE LOT	FLAT COVER/ DOMED COVER
SILICONE HANDLE						
672130	3 (2.8)	10 (25.4)	2 3/8 (6)	10	2	67509/67409
672150	5 (4.7)	12 (30.5)	2 1/4 (6.8)	8	2	67521/67421
672175	7 1/2 (7.1)	14 (35.6)	2 7/8 (7.3)	8	2	67541/67441
PLATED HANDLE						
671130	3 (2.8)	10 (25.4)	2 3/8 (6)	10	2	67509/67409
671150	5 (4.7)	12 (30.5)	2 1/4 (6.8)	8	2	67521/67421
671175	7 1/2 (7.1)	14 (35.6)	2 7/8 (7.3)	8	2	67541/67441

Wear-Ever® Aluminum Double Boilers



SET ITEM #	SECTION	CAPACITY: QT (L)	CASE LOT	COMPONENT ITEM #
67708	Inset	8 1/2 (8)	1	43047-2
	Pot	10 (9.5)	—	67510
	Cover	—	—	67509
67711	Inset	11 (10.4)	1	43048-2
	Pot	12 (11.4)	—	67512
	Cover	—	—	67509
67717	Inset	17 1/2 (16.6)	1	43049-2
	Pot	20 (18.9)	—	67520
	Cover	—	—	67521

Wear-Ever® Shallow-Style Sauce Pans With Traditional Handle



ITEM #	CAPACITY: QT (L)	INSIDE DIAMETER: IN (CM)	DEPTH: IN (CM)	GAUGE	CASE LOT	COVER
4018	2 1/2 (2.4)	8 (20.3)	2 1/8 (5.4)	10	2	67312
4020	5 (4.8)	10 (25.4)	4 (10.2)	8	2	67315
4023	11 1/2 (10.9)	13 (33)	5 (12.7)	8	1	67533

Wear-Ever® Pasta and Vegetable Cooker



ITEM #	DESCRIPTION	GAUGE	CASE LOT
682114	Pasta cooker set – complete	—	1
REPLACEMENT PARTS			
682114B	Basket only	24	1
68129	Pot only – inside diameter 14" (35.6 cm), inside depth 7" (17.8 cm)	8	1

Wear-Ever® Egg Poacher



ITEM #	DESCRIPTION	CASE LOT
56507	4-cup egg poacher set (includes pan, poacher insert, cups and cover)	1
57900	Egg poacher cups – set of 12	12
57901	Egg poacher insert	3
67412	Replacement cover	1

Replacement cups and covers available

Wear-Ever® Boiler/ Fryer Sets



SET ITEM #	CAPACITY: QT (L)	POT GAUGE	CASE LOT	REPLACEMENT BASKET ITEM #
68271	20 (18.9)	8	1	68289*
68269	32 (30.3)	8	1	68290*
68270	40 (37.9)	8	1	68291*
68272	60 (56.8)	10	1	68292*
68273	80 (75.7)	10	1	68293*

*Not recommended for use with stainless steel pots



Wear-Ever® Fryers



COMPLETE SET ITEM #	CAPACITY: QT (L)	PAN INSIDE DIAMETER: IN (CM)	PAN INSIDE DEPTH: IN (CM)	PAN GAUGE	BASKET INSIDE DIAMETER: IN (CM)	BASKET DEPTH: IN (CM)	CASE LOT	COVER ITEM #	REPLACEMENT BASKET ITEM #
681190	9 (8.5)	12 (30.5)	4 ⁷ / ₈ (12.4)	10	11 (27.9)	4 (10.5)	1	67521*	43041
681112	12 (11.4)	14 (35.6)	4 ¹ / ₂ (11.4)	8	12 ¹ / ₈ (32.7)	4 (10.5)	1	67541*	43042

*Cover for use with pot only

Wear-Ever® Steamers/Cookers



ITEM #	DESCRIPTION	SET COMES WITH	CAPACITY: QT (L)	HEIGHT W/O COVER: IN (CM)	HEIGHT W/ COVER: IN (CM)	GAUGE	CASE LOT
68122	Rice/vegetable steamer	3-piece set with base, perforated section, and cover	3 (2.8)	8 ³ / ₁₆ (20.8)	11 ¹ / ₁₆ (28)	18	1
68123	Rice/vegetable steamer	3-piece set with base, perforated section, and cover	5 (4.7)	9 ¹ / ₈ (23.3)	12 (30.5)	18	1
68125	3-tier vegetable steamer	4-piece set with base, two steamer trays, and cover	5 (4.7)	10 ⁵ / ₁₆ (26.2)	12 ⁹ / ₁₆ (31.3)	18	1
68126	Pasta cooker/vegetable steamer	4-piece set with high base pot, boiling basket, steamer insert w/bail handle, and cover w/vent	8 (7.6)	8 ³ / ₁₆ (20.8)	10 ¹ / ₄ (26)	18	1

Stainless Steel Spaghetti Cooker/Strainer



ITEM #	CAPACITY	DEPTH: IN (CM)	DIAMETER: IN (CM)	CASE LOT
47960	3 qt, 11 oz (3.2 L)	4 (10.2)	8 ¹ / ₂ (21.6)	6



Aluminum Fry Pans



**WEAR-EVER®
RIVETLESS INTERIOR**
PAGE 101

**WEAR-EVER®
CLASSIC™**
PAGE 100

ARKADIA™
PAGE 103

FEATURES	Primarily 8-gauge extra-hard aluminum, rivetless construction provides easy-to-clean body	Primarily 8-gauge aluminum construction, Ever-Tite™ rivets, three nonstick coating options	9-gauge aluminum construction, aluminum rivets
MATERIAL	Impact-resistant 3004 aluminum	Impact-resistant 3004 aluminum	3000 series aluminum
HANDLE	 Natural Silicone	 Nickel-plated steel w/Cool Handle® Natural Silicone	 Nickel-plated steel w/optional Arkadia™ silicone sleeve
HANDLE ATTACHMENT	Rivetless construction	Ever-Tite™ rivets with a lifetime warranty	Aluminum rivets
PERFORMANCE LEVEL	★★★★★	★★★★★	★★★★★
PRICE	\$ \$ \$ \$	\$ \$ \$ \$	\$ \$ \$ \$
WARRANTY	 1 YEAR STANDARD WARRANTY	1-year warranty with lifetime guarantee against loose rivets	90-day limited warranty
CERTIFICATION			
COMPATIBLE WITH	 ELECTRIC GAS	 ELECTRIC GAS	 ELECTRIC GAS
MADE IN			



Wear-Ever® Fry Pans

- Constructed from heavy-duty impact- and warp-resistant 3004 aluminum
- EverTite™ Riveting System offers a lifetime warranty against loose handles
- Patent-pending silicone grip handle rated at 450°F (232°C) continuous use or 600°F (315°C) intermittent use
- Available in four finishes for your everyday workhorse cookware
- Cool handle and purple allergen handles are slip-on grips rated at 450°F continuous use or 600°F intermittent use



SCAN HERE TO LEARN MORE ABOUT EVER-TITE™ EXTREME HEAT TEST

Wear-Ever® Aluminum Fry Pans



HANDLE	TOP DIA: IN (CM)	BOTTOM DIA: IN (CM)	HEIGHT: IN (CM)	GAUGE	CERAMIGUARD II ITEM #	STEELCOAT X3 ITEM #	POWERCOAT2 ITEM #	NATURAL ITEM #	CASE LOT	FLAT COVER/ DOMED COVER
Silicone	7 (17.8)	4¾ (12)	1½ (3.8)	8	672407	672307	672207	672107	6	67327/67427
Silicone	8 (20.3)	5¾ (14)	1⅞ (4.8)	10	672408	672308	672208	672108	6	67312/67412
Silicone	10 (25.4)	7⅞ (20)	2 (5.1)	8	672410	672310	672210	672110	6	67509/67409
Silicone	12 (30.5)	9¾ (25)	2¼ (5.7)	8	672412	672312	672212	672112	2	67521/67421
Silicone	14 (35.6)	10⅞ (28)	2½ (6.4)	6	672414	672314	672214	672114	2	67541/67441
Plated	7 (17.8)	4¾ (12)	1½ (3.8)	8	671407	671307	671207	671107	6	67327/67427
Plated	8 (20.3)	5¾ (14)	1⅞ (4.8)	10	671408	671308	671208	671108	6	67312/67412
Plated	10 (25.4)	7⅞ (20)	2 (5.1)	8	671410	671310	671210	671110	6	67509/67409
Plated	12 (30.5)	9¾ (25)	2¼ (5.7)	8	671412	671312	671212	671112	2	67521/67421
Plated	14 (35.6)	10⅞ (28)	2½ (6.4)	6	671414	671314	671214	671114	2	67541/67441
Cool Handle	7 (17.8)	4¾ (12)	1½ (3.8)	8	Z4007	T4007	S4007	4007	6	67327/67427
Cool Handle	8 (20.3)	5¾ (14)	1⅞ (4.8)	10	Z4008	T4008	S4008	4008	6	67312/67412
Cool Handle	10 (25.4)	7⅞ (20)	2 (5.1)	8	Z4010	T4010	S4010	4010	6	67509/67409
Cool Handle	12 (30.5)	9¾ (25)	2¼ (5.7)	8	Z4012	T4012	S4012	4012	2	67521/67421
Cool Handle	14 (35.6)	10⅞ (28)	2½ (6.4)	6	Z4014	T4014	S4014	4014	2	67541/67441
PURPLE ALLERGEN HANDLES										
Purple allergen handle	7 (17.8)	4¾ (12)	1½ (3.8)	8	—	T400780	—	400780	6	67327/67427
Purple allergen handle	8 (20.3)	5¾ (14)	1⅞ (4.8)	10	—	T400880	—	400880	6	67312/67412
Purple allergen handle	10 (25.4)	7⅞ (20)	2 (5.1)	8	—	T401080	—	401080	6	67509/67409
Purple allergen handle	12 (30.5)	9¾ (25)	2¼ (5.7)	8	—	T401280	—	401280	2	67521/67421
Purple allergen handle	14 (35.6)	10⅞ (28)	2½ (6.4)	6	—	T401480	—	401480	2	67541/67441



Wear-Ever® Rivetless Interior Fry Pans

- Rivetless interior creates a smooth cooking surface, which helps eliminate food and bacteria traps




HANDLE	TOP DIA: IN (CM)	BOTTOM DIA: IN (CM)	HEIGHT: IN (CM)	GAUGE	CERAMIGUARD II ITEM #	POWERCOAT2 ITEM #	NATURAL ITEM #	CASE LOT	FLAT COVER/ DOMED COVER
Silicone Handle	7 (17.8)	4¾ (12)	1½ (3.8)	8	562407	562207	562107	6	67327/67427
Silicone Handle	8 (20.3)	5¾ (14)	1⅞ (4.8)	10	562408	562208	562108	6	67312/67412
Silicone Handle	10 (25.4)	7⅞ (20)	2 (5.1)	8	562410	562210	562110	6	67509/67409
Silicone Handle	12 (30.5)	9¾ (25)	2¼ (5.7)	8	562412	562212	562112	2	67521/67421
Silicone Handle	14 (35.6)	10⅞ (28)	2½ (6.4)	6	562414	562214	562114	2	67541/67441

Aluminum Griddle





ITEM #	DESCRIPTION	DIAMETER: IN (CM)	GAUGE	CASE LOT
68530*	Aluminum griddle with SteelCoat x3™ nonstick and wire handle	12 (30.5)	8	6


*Not induction ready



Flat





Domed



WEAR-EVER® COVERS FOR ALUMINUM COOKWARE

- Flat covers allow moisture to escape
- Domed covers hold moisture in pot or pan





Wear-Ever® Tapered Sauce Pans



6821375

6611275

HANDLE	NATURAL ITEM #	STEELCOAT X3™ ITEM #	CAPACITY: QT (L)	TOP DIA: IN (CM)	BOTTOM DIA: IN (CM)	DEPTH: IN (CM)	GAUGE	CASE LOT	FLAT COVER/ DOMED COVER
Silicone	682115	692315	1½ (1.4)	6 (15.2)	5¼ (13.3)	4 (10.2)	11	6	67311/67411
Silicone	6821275	6923275	2¾ (2.6)	7¾ (19.7)	6½ (16.5)	4¼ (10.8)	11	6	67312/67412
Silicone	6821375	6923375	3¾ (3.5)	8¾ (22.2)	7⅞ (18.1)	4½ (11.4)	11	6	67313/67413
Silicone	682145	692345	4½ (4.3)	9¼ (23.5)	7⅞ (19.2)	5 (12.7)	11	6	67314/67424
Silicone	682155	692355	5½ (5.2)	9⅞ (25.1)	7⅞ (19.4)	5½ (14)	11	6	67315/67409
Silicone	682170*	692370*	7 (6.6)	10⅞ (27)	8⅞ (21.9)	5⅝ (14.3)	11	6	67317/67417
Silicone	682185*	692385*	8½ (8)	11⅞ (28.7)	9¾ (24.8)	5¾ (14.6)	11	6	67318/—
Silicone	682110*	692310*	10 (9.5)	12⅞ (30.6)	10½ (26.7)	6¼ (15.9)	11	3	67320/67421
Plated	661115	—	1½ (1.4)	6 (15.2)	5¼ (13.3)	4 (10.2)	11	6	67311/67411
Plated	6611275	—	2¾ (2.6)	7¾ (19.7)	6½ (16.5)	4¼ (10.8)	11	6	67312/67412
Plated	6611375	—	3¾ (3.5)	8¾ (22.2)	7⅞ (18.1)	4½ (11.4)	11	6	67313/67413
Plated	661145	—	4½ (4.3)	9¼ (23.5)	7⅞ (19.2)	5 (12.7)	11	6	67314/67424
Plated	661155	—	5½ (5.2)	9⅞ (25.1)	7⅞ (19.4)	5½ (14)	11	6	67315/67409
Plated	661170*	—	7 (6.6)	10⅞ (27)	8⅞ (21.9)	5⅝ (14.3)	11	6	67317/67417
Plated	661185*	—	8½ (8)	11⅞ (28.7)	9¾ (24.8)	5¾ (14.6)	11	6	67318/—
Plated	661110*	—	10 (9.5)	12⅞ (30.6)	10½ (26.7)	6¼ (15.9)	11	3	67320/67421

*With helper handle



Replacement Handles



Silicone replacements

ITEM #	DESCRIPTION	FITS	CASE LOT
SILICONE® REPLACEMENTS			
7801	Md/lg grip replacement kit, pack of 3 grips/3 fasteners	10", 12" and 14" pan handles	1
7811	Sm grip replacement kit, pack of 3 grips/3 fasteners	8" pan handles	1



Purple silicone replacements

ITEM #	DESCRIPTION	LENGTH: IN (CM)	CASE LOT
PURPLE SILICONE REPLACEMENT SLEEVES			
10815P	Medium purple replacement sleeve	4⅞ (11.3)	36
10816P	Large purple replacement sleeve	5⅞ (13.0)	36



Cool Handle® replacements

ITEM #	DESCRIPTION	LENGTH: IN (CM)	CASE LOT
COOL HANDLE® REPLACEMENTS			
3011	Small cool handle III	4 (10.2)	12
3010	Medium cool handle II	4½ (11.4)	12
3009	Large cool handle I	6⅝ (16.8)	12



Arkadia™ Cookware

Arkadia™ Fry Pans



NATURAL FINISH ITEM #	NONSTICK ITEM #	TOP DIA: IN (CM)	BOTTOM DIA: IN (CM)	DEPTH: IN (CM)	GAUGE	CASE LOT	SILICONE GRIP ITEM #	CASE LOT
7007	N7007	7 (17.8)	4¾ (12)	1¾ (3.5)	9	6	7111	12
7008	N7008	8 (20.3)	5¾ (14)	1¾ (4.4)	9	6	7110	12
7010	N7010	10 (25.4)	7¾ (20)	1¾ (4.4)	8	6	7110	12
7012	N7012	12 (30.5)	9¾ (25)	2¾ (5.6)	8	6	7109	12
7014	N7014	14 (35.6)	10¾ (28)	2½ (6.4)	8	6	7109	12



Arkadia™ Sauce Pots, Pans and Stockpots



ITEM #	CAPACITY: QT (L)	DIAMETER: IN (CM)	DEPTH: IN (CM)	GAUGE	CASE LOT	COVER ITEM #	CASE LOT
SAUCE PANS							
7341	1½ (1.4)	5¾ (14.6)	3¾ (9.5)	9	12	7341C	6
7342	2¾ (2.6)	7¾ (19.4)	4¼ (10.8)	9	12	7342C	6
7343	3¾ (3.6)	8¾ (22.2)	4 (10.2)	9	12	7343C	6
7344	4½ (4.3)	9 (22.9)	4¾ (11.7)	9	12	7344C	6
7345	5½ (5.2)	9 (22.9)	5 (12.7)	9	12	7345C	6
7347	7 (6.7)	10¾ (26.4)	5¼ (13.3)	9	6	7347C	6
7348	8½ (8.1)	11¾ (28.7)	5¾ (13.5)	9	6	7348C	6
7350*	10 (9.5)	11¾ (29.8)	5¾ (14.6)	9	6	7350C	6
SAUCE POTS							
7372	10 (9.5)	11¾ (29.5)	5¾ (13)	6	1	7392	6
7373	14 (13.3)	11¾ (30.2)	7¾ (19.4)	6	1	7393	6
7374	20 (19)	13 (33)	8¾ (22.4)	6	1	—	—
STOCK POTS							
7302	10 (9.5)	9¾ (23.2)	7¾ (19.4)	6	1	7389	6
7303	12 (11.4)	9¾ (23.2)	9 (22.9)	6	1	7389	6
7304	16 (15.2)	10 (25.4)	12 (30.5)	6	1	7389	6
7305	20 (19)	11¾ (29.8)	10¾ (26.4)	6	1	7393	6
7306	24 (22.8)	11¾ (29.8)	11¾ (28.7)	6	1	7393	6
7308	32 (30.4)	13¾ (33.3)	11½ (29.2)	6	1	7351C	6
7310	40 (38)	13¾ (33.3)	14¾ (37.8)	6	1	7351C	6
7315	60 (57)	15¾ (38.4)	17½ (44.5)	6	1	7396	6

*Assist Loop Handle

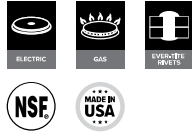





Stir Fry Pans



682311



592149



68121



58814



702114



ITEM #	DESCRIPTION	CAPACITY: QT (L)	DIAMETER: IN (CM)	DEPTH: IN (CM)	GAUGE	CASE LOT	DOMED COVER
682311*	Aluminum stir fry pan with SteelCoat x3™ nonstick and silicone handle	4½ (4.3)	11 (27.9)	3½ (8.9)	7	1	68121
592149	Carbon steel stir fry pan with silicone handle	4½ (4.3)	11 (27.9)	3½ (8.9)	18	1	68121
592350	Carbon steel stir fry pan with SteelCoat x3™ nonstick and silicone handle	4½ (4.3)	11 (27.9)	3½ (8.9)	18	1	68121
58814	Carbon steel wok pan	5.6 (5.3)	14 (36)	4.6 (11.7)	18	1	–
702111	Tribute 3-ply stir fry pan with silicone handle	4¾ (4.5)	11 (27.9)	3½ (8.9)	8	1	–
702114	Tribute 3-ply stir fry pan with silicone handle	10¾ (9.6)	14 (36)	4¾ (11.1)	8	1	–

*Not induction ready



INDUCTION WOK RANGE

- Carbon Steel Wok Pan is ideal for use with Vollrath Induction Wok Range

See page 22 for product details.





Heavy-Duty Aluminum Roasters

- Dent-resistant 3004 aluminum
- Easy-to-grab loop handle on all four sides of pan
- Double roasters fit snugly to seal in steam
- Heats evenly and efficiently – recommend lowering oven temperature by 25°F (-3.9°C) to reduce energy costs



Wear-Ever® Heavy-Duty Aluminum Roasters



ITEM #	PREVIOUS ITEM #	DESCRIPTION	CAPACITY: QT (L)	DIMENSIONS (W X D X H): IN (CM)	GAUGE	CASE LOT
68390	—	Pan with cover	42 (39.7)	21 ⁵ / ₈ x 18 ⁵ / ₈ x 9 (54.9 x 46 x 22.9)	4	1
68391	4493	Pan only	42 (39.7)	20 ⁷ / ₈ x 17 ³ / ₈ x 7 (53 x 44.1 x 17.8)	4	1
68392	4492	Cover only	14 (13.2)	21 ⁵ / ₈ x 18 ⁵ / ₈ x 2 ³ / ₈ (54.9 x 46 x 6)	4	1

Wear-Ever® Aluminum Roasters



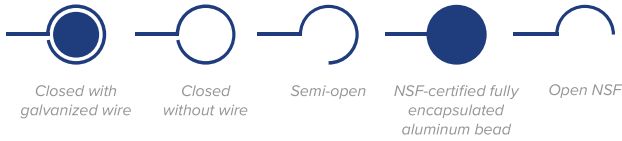
ITEM #	PREVIOUS ITEM #	DESCRIPTION	CAPACITY: QT (L)	DIMENSIONS (W X D X H): IN (CM)	GAUGE	CASE LOT
68360*	—	Double roaster set top and bottom with straps	23 ³ / ₄ (22)	20 ⁵ / ₈ x 16 ⁵ / ₈ x 9 ³ / ₄ (51.1 x 41 x 24.8)	12	1
4482*	—	Strapped roast pan top for 68360	11 ¹ / ₂ (10.8)	20 ⁵ / ₈ x 16 ⁵ / ₈ x 4 ¹ / ₂ (51.1 x 41 x 11.4)	12	2
448212*	—	Strapped roast pan bottom for 68360	11 ¹ / ₂ (10.8)	20 ⁵ / ₈ x 16 ⁵ / ₈ x 4 ¹ / ₂ (51.1 x 41 x 11.4)	12	2
68361*	4483	Roasting pan – top with straps	29 ¹ / ₂ (27.9)	24 x 18 x 4 ³ / ₄ (61 x 45.7 x 12.1)	10	2
68362*	448312	Roasting pan – bottom with straps	29 ¹ / ₂ (27.9)	24 x 18 x 4 ³ / ₄ (61 x 45.7 x 12.1)	10	2
68363	4432	Roasting pan top for 68365	16 (15.1)	19 ¹³ / ₁₆ x 21 ¹³ / ₁₆ x 2 ³ / ₈ (50.3 x 55.4 x 6)	12	6
68364	4433	Roasting pan top for 68365	23 ¹ / ₂ (22.2)	19 ¹³ / ₁₆ x 21 ¹³ / ₁₆ x 3 ³ / ₈ (50.3 x 55.4 x 9.2)	12	2
68365	4436	Roasting pan bottom for 68363, 68364	42 ¹ / ₂ (40.2)	22 ¹ / ₈ x 20 ⁵ / ₈ x 6 ⁵ / ₁₆ (56.2 x 51.1 x 16.6)	10	2
68366	4423	Roasting pan top for 68367	11 ¹ / ₄ (10.6)	19 ³ / ₄ x 10 ⁷ / ₈ x 3 ³ / ₈ (50.2 x 27.6 x 9.2)	14	2
68367	4426	Roasting pan bottom for 68366	17 ³ / ₄ (16.8)	20 x 11 ⁵ / ₈ x 5 ¹ / ₂ (50.8 x 28.3 x 14)	12	2

*Not NSF Certified



Sheet Pans & Accessories

- Chosen more often than any other sheet pan in the industry, Wear-Ever® 3000 series aluminum alloy sheet pans set the standard for dent resistance, easy-cleaning properties, and even heat distribution. Proven to be 20% stronger than competing sheet pans.
- Multiple bead styles available:



Wear-Ever® NSF Sheet Pans



ITEM #	DESCRIPTION	GAUGE	BEAD DESCRIPTION	DIMENSIONS (W X D X H): IN (CM)	CASE LOT	COVER ITEM
935303	Half-size sheet pan	18	Fully encapsulated aluminum bead	18 x 13 x 1 (45.1 x 32.7 x 2.5)	12	5303CV
939002	Full-size sheet pan	18	Fully encapsulated aluminum bead	18 x 26 x 1 (45.1 x 65.4 x 2.5)	12	9002CV
939001	Full-size sheet pan	16	Fully encapsulated aluminum bead	18 x 26 x 1 (45.1 x 65.4 x 2.5)	6	9002CV
5315	Full-size, natural	12	Open bead	18 x 26 x 1 (45.1 x 65.4 x 2.5)	6	-
S5315	Full-size, nonstick	12	Open bead	18 x 26 x 1 (45.1 x 65.4 x 2.5)	6	-
5314	Half-size, natural	13	Open bead	18 x 13 x 1 (45.1 x 33 x 2.5)	12	-
945220	Quarter-size sheet pan	13	Open bead	9½ x 13 x 1 (24.1 x 33 x 2.5)	12	-
945228	Eighth-size sheet pan	16	Open bead	9½ x 6½ x 1 (24.1 x 16.5 x 2.5)	12	-



Sheet Pan Cover



ITEM #	SIZE	DIMENSIONS (W X D X H): IN (CM)	CASE LOT
9002CV*	Full	18 x 26 x 1 (45.7 x 66.0 x 2.5)	12
5303CV*	Half	18 x 13 x 1 (45.7 x 33.0 x 2.5)	12
5220CV*	Quarter	9½ x 13 x 1 (24.1 x 33 x 2.5)	12

*9002CV will not fit 5315 or S5315, 5303CV will not fit 5314 and 5220CV will not fit 945220.



Wear-Ever® Party Pan



ITEM #	DIMENSIONS (W X D X H): IN (CM)	GAUGE	CASE LOT
68100	15½ x 10½ x 1 (39.4 x 26.7 x 2.5)	18	6





Wear-Ever® Heavy-Duty Sheet Pans



ITEM #	SIZE	GAUGE		BEAD DESCRIPTION	DIMENSIONS (W X D X H): IN (CM)	CASE LOT
N5300	Full	14		Closed bead with galvanized wire, natural	18 x 26 x 1 (45.1 x 65.4 x 2.54)	12
9001	Full	16		Closed bead with galvanized wire, natural	18 x 26 x 1 (45.1 x 65.4 x 2.54)	12
9002	Full	18		Closed bead with galvanized wire, natural	18 x 26 x 1 (45.1 x 65.4 x 2.54)	12
9002P	Full	18		Closed bead with galvanized wire, natural perforated	18 x 26 x 1 (45.1 x 65.4 x 2.54)	12
9003	Full	19		Closed bead with galvanized wire, economy	18 x 26 x 1 (45.1 x 65.4 x 2.54)	12
5223	Two-thirds	18		Closed bead with galvanized wire, natural	15 x 21 x 1 (38.1 x 53.3 x 2.5)	12
5303	Half	18		Closed bead with galvanized wire, natural	18 x 13 x 1 (45.1 x 32.7 x 2.54)	12
5303P	Half	18		Closed bead with galvanized wire, natural perforated	18 x 13 x 1 (45.1 x 32.7 x 2.54)	12
9303	Half	19		Closed bead with galvanized wire, economy	18 x 13 x 1 (45.1 x 32.7 x 2.54)	12
5220	Quarter	16		Closed bead, natural	9½ x 13 x 1 (24.1 x 33 x 2.54)	12
5228	Eighth	16		Semi-open bead, natural	9½ x 6½ (24.1 x 16.5)	12

Wear-Ever® Nonstick Sheet Pans



ITEM #	DESCRIPTION	GAUGE		BEAD DESCRIPTION	DIMENSIONS (W X D X H): IN (CM)	CASE LOT
9002NS	Full	18		Closed bead with galvanized wire	18 x 26 x 1 (45.1 x 65.4 x 2.5)	12
9002NSP	Full perforated	18		Closed bead with galvanized wire	18 x 26 x 1 (45.1 x 65.4 x 2.5)	12
5303NS	Half	18		Closed bead with galvanized wire	18 x 13 x 1 (45.1 x 32.7 x 2.5)	12
5303NSP	Half perforated	18		Closed bead with galvanized wire	18 x 13 x 1 (45.1 x 32.7 x 2.5)	12
5220NS	Quarter	16		Closed bead	9½ x 13 x 1 (24.1 x 33 x 2.54)	12

Stainless Steel Wire Grates



ITEM #	SIZE	DIMENSIONS (D X W X H): IN (CM)	CASE LOT
20038	Full	24 x 16½ x 7/8 (61 x 41.9 x 2.2)	6
20248	Half	16½ x 11¾ x 7/8 (41.9 x 29.8 x 2.2)	6

See the Steam Table Pans section for more wire grate options.

Silicone Baking Mats



ITEM #	SIZE	DIMENSIONS (W X D): IN (CM)	CASE LOT
T3610SM	Full	23¾ x 15¾ (60.0 x 40.0)	12
T3605SM	Half	16¾ x 11 (42.2 x 27.9)	12



Bakeware & Roast Pans

- A variety of pan types and sizes
- All Wear-Ever® pans are 3004 series aluminum



Wear-Ever® Cookie Sheets, Professional Cheesecake Pans, Cake Pans and Pie Pans



ITEM #	FINISH	DIMENSIONS: IN (CM)	DEPTH: IN (CM)	GAUGE	CASE LOT
COOKIE SHEETS					
68085*	Natural	17 w x 14 d (43.2 x 35.6)	—	10	6
68084*	SteelCoat x3™	17 w x 14 d (43.2 x 35.6)	—	10	6
PROFESSIONAL CHEESECAKE PANS					
5274	Natural	17¾ d x 25¾ w x 3 h (45.1 x 65.4 x 7.6)	3 (7.6)	12	2
5275	Natural	17¾ d x 12¾ w x 3 h (45.1 x 32.7 x 7.6)	3 (7.6)	12	2
CAKE PANS					
5347	Natural	9 (22.9) dia.	2 (5.1)	—	24
S5347*	Nonstick	9 (22.9) dia.	2 (5.1)	—	12
68099	Natural	9¾ (24.5) dia.	1½ (3.8)	18	6
PIE PANS					
2844L	Anodized	9 (22.9) dia.	1¼ (3.2)	22	6
68089	Natural	9¾ (24.8) dia.	1¼ (3.2)	18	6
51045	Anodized	10 (25.4) dia.	1¼ (3.2)	20	6
68090	Natural	11¼ (28.6) dia.	1¼ (3.2)	18	6
N5844	Economy	9¾ (24.8) dia.	1¼ (3.2)	22	24

*NSF® certified

Stainless Steel Economy Loaf Pans



ITEM #	DIMENSIONS (W X D X H): IN (CM)	CAPACITY: QT (L)	GAUGE	CASE LOT
4V	8¾ x 4¾ x 3½ (22.2 x 11.7 x 7.9)	1¼ / 3½	22	12
72060	10¾ x 5½ x 4 (26.4 x 14 x 10.1)	3 / 6	22	6





Wear-Ever® Loaf Pans



ITEM #	FINISH	DIMENSIONS (D X W X H): IN (CM)	CAPACITY:	GAUGE	CASE LOT
PROFESSIONAL STANDARD STRENGTH LOAF PANS			LB (KG)		
5431	Natural	3 ³ / ₈ x 5 x 2 ¹ / ₂ (8.6 x 12.7 x 6.4)	1 (.45)	12	12
5436	Anodized	4 ¹ / ₈ x 8 ³ / ₈ x 2 ³ / ₈ (10.5 x 21.5 x 6)	2 (.91)	12	18
5433	Anodized	4 ¹ / ₄ x 8 ¹ / ₂ x 3 ¹ / ₈ (10.8 x 21.6 x 8)	3 (1.36)	12	24
55433	Nonstick	4 ¹ / ₄ x 8 ¹ / ₂ x 3 ¹ / ₈ (10.8 x 21.6 x 8)	3 (1.36)	12	12
5435	Anodized	5 x 10 x 4 (12.7 x 25.4 x 10.2)	5 (2.27)	12	6
55435	Nonstick	5 x 10 x 4 (12.7 x 25.4 x 10.2)	5 (2.27)	12	6
ECONOMY LOAF PANS			OZ (KG)		
5216	Natural	4 ¹ / ₂ x 16 x 4 ¹ / ₈ (11.4 x 40.6 x 10.5)	136 (3.9)	16	6
51008	Natural	9 ¹ / ₄ x 5 ¹ / ₄ x 2 ³ / ₄ (23.5 x 13.3 x 7)	63 (1.8)	18	6
2773L*	Natural	11 ¹ / ₄ x 4 ¹ / ₂ x 2 ³ / ₄ (28.6 x 11.4 x 7)	74 (2.1)	18	6



*Not NSF certified

Wear-Ever® Bake & Roast Pans



ITEM #	HANDLES	CAPACITY: QT (L)	DIMENSIONS (D X W X H): IN (CM)	GAUGE	CASE LOT
WEAR-EVER BAKE & ROAST PANS SATIN FINISH W/TAPERED SIDES					
4412	Yes	4 ¹ / ₂ (4.3)	9 ³ / ₄ x 13 ¹ / ₄ x 2 ¹ / ₄ (24.8 x 33.7 x 5.7)	16	6
4457	Yes	12 ¹ / ₂ (11.9)	23 x 12 ⁵ / ₈ x 2 ³ / ₄ (58.4 x 32.1 x 7)	12	6
68257	Yes	7 ¹ / ₂ (7.1)	17 ⁵ / ₈ x 11 ³ / ₄ x 2 ⁷ / ₁₆ (44.8 x 29.9 x 6.2)	14	6
68357*	No	15 (14.2)	25 ³ / ₄ x 17 ³ / ₄ x 2 ¹ / ₄ (65.4 x 45.1 x 5.7)	12	6
68358*	Yes	23 ¹ / ₂ (22.2)	25 ³ / ₄ x 17 ³ / ₄ x 3 ⁹ / ₁₆ (65.4 x 45.1 x 9.1)	12	4
68250	Yes	5 ³ / ₈ (5.1)	10 ⁷ / ₈ x 15 ⁵ / ₈ x 2 ¹ / ₄ (27.6 x 40.3 x 5.7)	12	3
68251	Yes	11 ¹ / ₈ (10.5)	16 ³ / ₄ x 13 x 3 ⁵ / ₈ (42.5 x 33 x 9.2)	14	3
68252	Yes	17 ⁷ / ₈ (16.9)	24 x 14 x 3 ¹ / ₂ (60.9 x 35.6 x 8.9)	12	3
68253	Yes	8 ¹⁵ / ₁₆ (8.5)	22 ⁷ / ₈ x 13 ¹ / ₂ x 2 (58.1 x 34.3 x 5.1)	14	3
WEAR-EVER BAKE & ROAST PANS ECONOMY					
68078	Yes	6 ¹ / ₄ (5.9)	15 ⁵ / ₈ x 10 ⁷ / ₈ x 2 ³ / ₈ (39.1 x 27.6 x 6)	18	3
68080	Yes	7 ¹ / ₂ (7.1)	17 ⁵ / ₈ x 11 ³ / ₄ x 2 ³ / ₈ (44.8 x 29.9 x 6)	16	3
68076	No	3 ⁷ / ₈ (3.7)	9 x 13 x 2 ¹ / ₄ (22.9 x 33 x 5.7)	18	3
WEAR-EVER BAKE & ROAST PANS POLISHED/NATURAL FINISH WITH STRAIGHT SIDES					
68369	Yes	8 ¹ / ₈ (7.7)	18 ⁹ / ₁₆ x 12 ⁹ / ₁₆ x 2 ¹ / ₈ (47.2 x 31.9 x 5.4)	14	3
51066	No	3 ² / ₅₀ (3.3)	12 ³ / ₄ x 9 x 2 (32.4 x 22.9 x 5.1)	20	6

*NSF certified

Stainless Steel Bake & Roast Pans



ITEM #	DIMENSIONS (W X D X H): IN (CM)	CAPACITY: QT (L)	GAUGE	CASE LOT
61230	14 ⁷ / ₈ x 10 ¹ / ₄ x 2 (37.8 x 26 x 5.1)	3 ¹ / ₂ (3.3)	22	3
61250	16 ¹ / ₈ x 11 ¹ / ₈ x 2 ¹ / ₄ (41 x 28.3 x 5.7)	4 ³ / ₄ (4.5)	22	3
61270	18 ¹ / ₈ x 12 ³ / ₈ x 2 ³ / ₈ (46 x 31.4 x 6)	6 ¹ / ₂ (6.2)	22	3





Pizza Pans

THREE FINISHES:

Natural Finish

- Superior strength—resists denting and warping



Clear Coat Finish

- Seals a naturally porous surface with an anodized film that will not flake or chip
- Hardened surface is abrasion resistant

Hard Coat Finish

- The ultimate hardened surface for maximum abrasion resistance
- Dark finish essential for infrared (IR) oven use



Press Cut Pizza Pans

- High-quality 14-gauge (1.5 mm) 3000 series aluminum
- Press cut pans available in four types: Solid, Perforated, Extra Perforated, Fully Perforated
- Press cut pans available in three finishes: Natural, Clear Coat, Hard Coat



Solid Hard Coat



Perforated Clear Coat

NATURAL ITEM #	CLEAR COAT ITEM #	HARD COAT ITEM #	TOP RIM DIAMETER: IN (CM)	HEIGHT: IN (CM)	CASE LOT
SOLID – 14 GAUGE (1.5 MM)					
PC07SN	PC07SCC	PC07SHC	7 (17.8)	¾ (1.9)	12
PC08SN	PC08SCC	PC08SHC	8 (20.3)	¾ (1.9)	12
PC09SN	PC09SCC	PC09SHC	9 (22.9)	¾ (1.9)	12
PC10SN	PC10SCC	PC10SHC	10 (25.4)	¾ (1.9)	12
PC11SN	PC11SCC	PC11SHC	11 (27.9)	¾ (1.9)	12
PC12SN	PC12SCC	PC12SHC	12 (30.5)	¾ (1.9)	12
PC13SN	PC13SCC	PC13SHC	13 (33)	¾ (1.9)	12
PC14SN	PC14SCC	PC14SHC	14 (25.4)	¾ (1.9)	12
PC15SN	PC15SCC	PC15SHC	15 (38.1)	¾ (1.9)	12
PC16SN	PC16SCC	PC16SHC	16 (40.6)	¾ (1.9)	12
PC18SN	PC18SCC	PC18SHC	18 (45.7)	¾ (1.9)	12
PERFORATED – 14 GAUGE (1.5 MM)					
PC07PN	PC07PCC	PC07PHC	7 (17.8)	¾ (1.9)	12
PC08PN	PC08PCC	PC08PHC	8 (20.3)	¾ (1.9)	12
PC09PN	PC09PCC	PC09PHC	9 (22.9)	¾ (1.9)	12
PC10PN	PC10PCC	PC10PHC	10 (25.4)	¾ (1.9)	12
PC11PN	PC11PCC	PC11PHC	11 (27.9)	¾ (1.9)	12
PC12PN	PC12PCC	PC12PHC	12 (30.5)	¾ (1.9)	12
PC13PN	PC13PCC	PC13PHC	13 (33)	¾ (1.9)	12
PC14PN	PC14PCC	PC14PHC	14 (25.4)	¾ (1.9)	12
PC15PN	PC15PCC	PC15PHC	15 (38.1)	¾ (1.9)	12
PC16PN	PC16PCC	PC16PHC	16 (40.6)	¾ (1.9)	12
PC18PN	PC18PCC	PC18PHC	18 (45.7)	¾ (1.9)	12





Extra Perforated Natural



Fully Perforated Hard Coat

Press Cut Pizza Pans *continued*

NATURAL ITEM #	CLEAR COAT ITEM #	HARD COAT ITEM #	TOP RIM DIAMETER: IN (CM)	HEIGHT: IN (CM)	CASE LOT
EXTRA PERFORATED – 14 GAUGE (1.5 MM)					
PC07XPN	PC07XPCC	PC07XPHC	7 (17.8)	¾ (1.9)	12
PC08XPN	PC08XPCC	PC08XPHC	8 (20.3)	¾ (1.9)	12
PC09XPN	PC09XPCC	PC09XPHC	9 (22.9)	¾ (1.9)	12
PC10XPN	PC10XPCC	PC10XPHC	10 (25.4)	¾ (1.9)	12
PC11XPN	PC11XPCC	PC11XPHC	11 (27.9)	¾ (1.9)	12
PC12XPN	PC12XPCC	PC12XPHC	12 (30.5)	¾ (1.9)	12
PC13XPN	PC13XPCC	PC13XPHC	13 (33)	¾ (1.9)	12
PC14XPN	PC14XPCC	PC14XPHC	14 (25.4)	¾ (1.9)	12
PC15XPN	PC15XPCC	PC15XPHC	15 (38.1)	¾ (1.9)	12
PC16XPN	PC16XPCC	PC16XPHC	16 (40.6)	¾ (1.9)	12
PC18XPN	PC18XPCC	PC18XPHC	18 (45.7)	¾ (1.9)	12
FULLY PERFORATED – 14 GAUGE (1.5 MM)					
–	–	PC10FPHC	10 (25.4)	¾ (1.9)	12
–	–	PC12FPHC	12 (30.5)	¾ (1.9)	12
–	–	PC14FPHC	14 (35.6)	¾ (1.9)	12
–	–	PC16FPHC	16 (40.6)	¾ (1.9)	12
–	–	PC18FPHC	18 (45.7)	¾ (1.9)	12



6706N Natural

6709CC Clear Coat

6712HC Hard Coat

Tapered Deep Dish Pans

- 14-gauge (1.5 mm) 3000 series aluminum

NATURAL ITEM #	CLEAR COAT ITEM #	HARD COAT ITEM #	TOP RIM DIAMETER: IN (CM)	HEIGHT: IN (CM)	CASE LOT
6706N	6706CC	6706HC	6½ (16.5)	1½ (3.8)	12
6708N	6708CC	6708HC	8 (20.3)	1½ (3.8)	12
6709N	6709CC	6709HC	9 (22.9)	1½ (3.8)	12
6710N	6710CC	6710HC	10 (25.4)	1½ (3.8)	12
6712N	6712CC	6712HC	12 (30.5)	1½ (3.8)	12
6714N	6714CC	6714HC	14 (25.4)	1½ (3.8)	12
6716N	6716CC	6716HC	16 (40.6)	1½ (3.8)	12



PIZZA CONVEYOR OVENS

- Perforated pizza pans are perfect for Vollrath's pizza ovens

See page 27 for product details.







Kitchen Essentials

With the right tools, a great chef can become an extraordinary chef. Vollrath's kitchen utensils – from spoons and ladles to cutting boards and mixing bowls – give your culinary team the portion control and durable performance they need to create the ideal culinary experience.



Portion Control



Serving Utensils



Prep Utensils & Tools

How To Shop



Portion Control

Whether your staff is serving up portions or your customers are filling their own plates, portion control items can help you limit waste and lower your operating costs.



DISHERS
PAGES 116-117



SPOODLE®
PAGES 118-119



LADLES
PAGES 120-121

Serving Utensils

Our extensive selection of serving utensils means you have a durable, easy-to-use option for whatever you're dishing up.



TONGS
PAGES 122-123



SPOONS
PAGES 124-125



ICE CREAM SCOOPS & SPADES
PAGE 127

Prep Utensils & Tools

Keep your kitchen running efficiently with durable prepping utensils – from spatulas and skimmers to color-coded cutting boards.



SKIMMERS
PAGE 125



SPATULAS, SOFT SPOONS & WHIPS
PAGE 126



TURNERS
PAGE 128



CUTTING BOARDS
PAGE 129



MEASURING TOOLS
PAGES 130-131



MIXING BOWLS
PAGE 132



COLANDERS & STRAINERS
PAGE 133



SQUEEZE DISPENSERS
PAGES 134-136



SPECIALTY TOOLS
PAGES 137-140



FOOD STORAGE
PAGE 141



SCAN HERE TO LEARN MORE ABOUT PORTION CONTROL CHART



We Design & Manufacture Custom Products

Didn't find what you were looking for in the Vollrath catalog? From specialized utensils designed for your menu to branded equipment that promotes your brand, Vollrath will work with you to design and manufacture exactly what you need. Our full-service sales, design, manufacturing, and customer service teams will work through every step, providing you with the solutions to make your foodservice business run smoothly and profitably. Your custom product is only a call away.



SCAN HERE TO LEARN MORE ABOUT CUSTOM KITCHEN ESSENTIAL SOLUTIONS



Prepare and Serve Allergen-Free Foods

Designate those smallwares that are to be used for preparing and serving allergen-free meals. The purple color provides quick identification for employees and customers.

DID YOU KNOW?

- 15 million Americans have food allergies.
- Every 3 minutes, a food allergy reaction results in a trip to the emergency room.
- Even trace amounts of a food allergen can cause a reaction.



SCAN HERE TO LEARN MORE ABOUT UTENSILS FOR ALLERGEN-FREE FOOD



TO VIEW JP LIFETIME GUARANTEE ITEMS




LOOK FOR THE JACOB'S PRIDE® LOGO AND CHOOSE YOUR PRODUCTS WITH CONFIDENCE.



Dishers

- Accurate portions
- Dishwasher safe
- Thumb disher handles contain an all-natural antimicrobial material
- Disher size denotes the number of servings per quart
- Not recommended for use with ice cream, frozen foods, or other hard food products



One-Piece Thumb Dishers

ITEM #	HANDLE COLOR	SERVINGS: QT	CAPACITY: OZ (ML)	BOWL DIAMETER: IN (CM)	OVERALL LENGTH: IN (CM)	CASE LOT
47139	White	6	5½ (157.7)	3⅞ (7.9)	9⅞ (25)	12
47140	Grey	8	4 (118.3)	2⅜ (7.1)	9⅞ (24.3)	12
47141	Ivory	10	3¼ (96.1)	2⅝ (6.7)	9⅞ (23.8)	12
47142	Green	12	2⅔ (78.9)	2⅞ (6.2)	9⅞ (23.3)	12
47143	Blue	16	2 (59.1)	2⅜ (5.6)	8⅞ (22.8)	12
47144	Yellow	20	1⅝ (48.1)	2 (5.2)	8¾ (22.3)	12
47145	Red	24	1⅓ (39.4)	1⅞ (4.8)	8⅞ (22)	12
47146	Black	30	1 (29.6)	1¾ (4.4)	8½ (21.6)	12
47147	Orchid	40	¾ (22.2)	1⅝ (4)	8⅝ (21.1)	12



visit VOLLRATH.com/portion

Delivering proper nutrition and controlling your food costs demand accurate, repeatable portion sizing. But, how do you ensure that your kitchen staff and servers are using the proper-size utensil? Vollrath simplifies portion control with a complete system of serving utensils, color coded for quick and easy size selection. If your menu calls for 2 ounces of vegetables, tell your staff to use the blue Spoodle®. Serving 4 ounces of stuffing? Use a grey disher. It's that simple. No more searching through a drawer of look-alike utensils trying to read the capacity stamps.

COLOR	CAPACITY (OUNCES)	CAPACITY (CUPS)	APPROX. SERVINGS PER QUART	DISHER	ROUND SPOODLE ONE-PIECE SOLID/PERF. TWO-PIECE SOLID/PERF.	OVAL SPOODLE ONE-PIECE SOLID/PERF.	LADLE ONE-PIECE TWO-PIECE
Orchid	¾	¾ ₂	40	47147			
Black	1	⅞	30	47146	6433120 / 6432120 61147 / 61145	6412120 / 6422120	4980120 58011
Red	1⅓	⅞	24	47145			4980230 58322
Yellow	1⅝	7 ₂	20	47144			
Blue	2	¼	16	47143	6433230 / 6432230 62157 / 62155	6412230 / 6422230	4980335 58333
Green	2⅔	⅓	12	47142			
Ivory	3	⅜	10	47141	6433335 / 6432335 62167 / 62165	6412335 / 6422335	4980445 58344
Grey	4	½	8	47140	6433445 / 6432445 62172 / 62170	6412445 / 6422445	
White	5⅓	⅔	6	47139			
Teal	6	¾	5		6433655 / 6432655 62177 / 62175	6412655 / 6422655	4980655 58355
Orange	8	1	4		6433865 / 6432865 62182 / 62180	6412865 / 6422865	4980865 58366



Squeeze Dishers



STANDARD LENGTH ITEM #	HANDLE COLOR	SIZE	CAPACITY: OZ (ML)	CASE LOT
47388	Orange	4	8 (236.6)	12
47389	Teal	5	6 (177.4)	12
47390	White	6	4.7 (139)	12
47391	Grey	8	3.7 (109.5)	12
47392	Ivory	10	3.2 (96)	12
47393	Green	12	2.8 (83.6)	12
47394	Sky Blue	14	2.4 (71.4)	12
47395	Royal Blue	16	2 (59.5)	12
47396	Yellow	20	1.8 (53.4)	12
47397	Red	24	1.52 (45)	12
47398	Black	30	1.13 (33.3)	12
47399	Mushroom	36	.94 (27.8)	12
47400	Orchid	40	.72 (21.2)	12
47401	Terracotta	50	.65 (19.2)	12
47402	Pink	60	.54 (15.9)	12
47403	Plum	70	.47 (13.8)	12
47404	Orange	100	.33 (9.6)	12

EXTENDED LENGTH ITEM #	HANDLE COLOR	SIZE	CAPACITY: OZ (ML)	CASE LOT
47370	White	6	4.7 (139)	12
47371	Grey	8	3.7 (109.5)	12
47372	Ivory	10	3.2 (96)	12
47373	Green	12	2.8 (83.6)	12
47374	Royal Blue	16	2 (59.5)	12
47375	Yellow	20	1.8 (53.4)	12
47376	Red	24	1.52 (45)	12
47377	Black	30	1.13 (33.3)	12
47378	Orchid	40	.72 (21.2)	12
47379	Pink	60	.54 (15.9)	12

NOTE: Not recommended for use with ice cream, frozen foods, or other hard food products



Stainless Steel Squeeze Dishers

ROUND ITEM #	SIZE	CAPACITY: OZ (ML)	CASE LOT
T7206	6	5 1/3 (157.6)	12
47150	8	4 (118.3)	12
47151	10	3 3/8 (92.4)	12
47152	12	2 3/4 (81.3)	12
47153	16	2 (59.1)	12
47154	20	1 1/2 (44.4)	12
47155	24	1 3/8 (40.7)	12
47156	30	1 1/4 (37)	12
47157	40	7/8 (25.9)	12
47158	50	5/8 (18.5)	12
47159	60	3/8 (16.6)	12
47160	70	1/2 (14.3)	12
47161	100	3/8 (11.1)	12



OVAL ITEM #	SIZE	CAPACITY: OZ (ML)	CASE LOT
47169	14	2 5/16 (68)	10
47170	20	1 5/8 (46)	10
47171	24	1 3/8 (38)	10
47172	30	1 1/16 (28)	10
47200	40	3/4 (22.2)	10

NOTE: Not recommended for use with ice cream, frozen foods, or other hard food products



Spoodle® Utensils

HOW MUCH COULD YOU SAVE?
 + 19¢ PER ½ OZ OVER-PORTION
 x 100 servings per day
 x 365 days
 = \$6,935.00 PER YEAR



One-Piece Heavy-Duty Spoodle® Utensil

- Color-coded for quick size identification or an HACCP program
- One-piece construction is durable and sanitary
- Capacities clearly stamped on shaft for easy size identification
- High-temperature, patented nylon handle — heat resistant to 450°F (232°C)
- Handles contain an all-natural antimicrobial material



SOLID ITEM #	PERFORATED ITEM #	HANDLE COLOR	CAPACITY: OZ (ML)	OVERALL LENGTH: IN (CM)	CASE LOT
ONE-PIECE ROUND SPOODLE UTENSIL					
6433120	6432120	Black	1 (29.6)	12 ³ / ₁₆ (30.9)	12
6433220	6432220	Black	2 (59.1)	12 ¹ / ₁₆ (32.1)	12
6433230	6432230	Blue	2 (59.1)	12 ¹ / ₁₆ (32.1)	12
6433320	6432320	Black	3 (88.7)	13 ¹ / ₁₆ (33.1)	12
6433335	6432335	Ivory	3 (88.7)	13 ¹ / ₁₆ (33.1)	12
6433480*	6432480*	Purple	4 (118)	13 ⁵ / ₁₆ (33.8)	12
6433420	6432420	Black	4 (118)	13 ⁵ / ₁₆ (33.8)	12
6433445	6432445	Grey	4 (118)	13 ⁵ / ₁₆ (33.8)	12
6433520	6432520	Black	5 (147.9)	13 ¹ / ₂ (33.4)	12
6433580*	—	Purple	5 (147.9)	13 ¹ / ₂ (33.4)	12
6433620	6432620	Black	6 (177.4)	13 ³ / ₄ (35)	12
6433655	6432655	Teal	6 (177.4)	13 ³ / ₄ (35)	12
6433820	6432820	Black	8 (236)	14 ³ / ₁₆ (35.9)	12
6433865	6432865	Orange	8 (236)	14 ³ / ₁₆ (35.9)	12
ONE-PIECE OVAL SPOODLE UTENSIL					
6412120	6422120	Black	1 (29.6)	12 ¹ / ₂ (31.6)	12
6412220	6422220	Black	2 (59.1)	13 ¹ / ₁₆ (33.1)	12
6412230	6422230	Blue	2 (59.1)	13 ¹ / ₁₆ (33.1)	12
6412320	6422320	Black	3 (88.7)	13 ¹ / ₂ (34.2)	12
6412335	6422335	Ivory	3 (88.7)	13 ¹ / ₂ (34.2)	12
6412420	6422420	Black	4 (118)	13 ³ / ₁₆ (35.1)	12
6412445	6422445	Grey	4 (118)	13 ³ / ₁₆ (35.1)	12
6412520	6422520	Black	5 (147.9)	14 ¹ / ₁₆ (35.8)	12
6412620	6422620	Black	6 (177.4)	14 ³ / ₈ (36.4)	12
6412655	6422655	Teal	6 (177.4)	14 ³ / ₈ (36.4)	12
6412820	6422820	Black	8 (236)	14 ³ / ₄ (37.5)	12
6412865	6422865	Orange	8 (236)	14 ³ / ₄ (37.5)	12

*Purple color for use with allergen-free foods





High-Heat Nylon Spoodle® Utensil

- High-temperature nylon
- Heat resistant to 475°F (246°C)



BLACK ITEM #	WHITE ITEM #	DESCRIPTION	CAPACITY: OZ (ML)	OVERALL LENGTH: IN (CM)	CASE LOT
ROUND NYLON SPOODLE UTENSIL					
5283520	–	Solid	3 (88.7)	12 ¹ / ₈ (30.7)	12
5283620	–	Perforated	3 (88.7)	12 ¹ / ₈ (30.7)	12
5283720	–	Solid	4 (118.3)	12 ³ / ₈ (31.4)	12
5283820	–	Perforated	4 (118.3)	12 ³ / ₈ (31.4)	12
5283920	–	Solid	6 (177.4)	12 ⁹ / ₁₆ (31.9)	12
5284020	–	Perforated	6 (177.4)	12 ⁹ / ₁₆ (31.9)	12
OVAL NYLON SPOODLE UTENSIL					
5292620	–	Solid	3 (88.7)	12 ¹ / ₈ (30.7)	12
5292720	–	Perforated	3 (88.7)	12 ¹ / ₈ (30.7)	12
5292820	5292815	Solid	4 (118.3)	12 ³ / ₈ (31.4)	12
5292920	5292915	Perforated	4 (118.3)	12 ³ / ₈ (31.4)	12
5293320	–	Solid	6 (177.4)	12 ⁹ / ₁₆ (31.9)	12
5293420	–	Perforated	6 (177.4)	12 ⁹ / ₁₆ (31.9)	12



Spoodle® Utensil With Grip 'n Serv® Handles

- Heat resistant to 270°F (110°C)
- Handles contain an all-natural antimicrobial material



SOLID ITEM #	PERFORATED ITEM #	HANDLE COLOR	CAPACITY: OZ (ML)	OVERALL LENGTH: IN (CM)	CASE LOT
61147	61145	Black	1 (29.6)	12 ⁷ / ₁₆ (31.6)	12
62157	62155	Blue	2 (59.1)	12 ¹ / ₂ (31.8)	12
62167	62165	Ivory	3 (88.7)	13 ¹ / ₁₆ (33.2)	12
62172	62170	Grey	4 (118.3)	13 ¹ / ₂ (34.3)	12
62177	62175	Teal	6 (177.4)	13 ⁹ / ₁₆ (35.1)	12
62182	62180	Orange	8 (236.6)	14 ¹ / ₈ (35.9)	12
61157	61155	Black	2 (59.1)	12 ¹ / ₂ (31.8)	12
61167	61165	Black	3 (88.7)	13 ¹ / ₁₆ (33.2)	12
61172	61170	Black	4 (118.3)	13 ¹ / ₂ (34.3)	12
61174	–	Black	5 (148)	13 ⁹ / ₁₆ (35.1)	12
61177	61175	Black	6 (177.4)	13 ⁹ / ₁₆ (35.1)	12
61182	61180	Black	8 (236.6)	14 ¹ / ₈ (35.9)	12





Ladles

- Accurate bowl dimensions ensure consistent capacities
- Capacities clearly stamped on product for easy identification
- Handles contain an all-natural antimicrobial material
- Kool-Touch® handles are color safe up to 225°F (107.2°C)
- One-piece ladles – fully functional to 350°F (176.6°C)



One-Piece Heavy-Duty Ladles



Color-coded Kool-Touch handles



Stainless steel handle Black Kool-Touch handle

Kool-Touch 6" Handle – short

ITEM #	HANDLE COLOR	CAPACITY: OZ (ML)	CASE LOT
COLOR-CODED KOOL-TOUCH HANDLES**			
4980120	Black	1 (29.6)	12
4980230	Blue	2 (59.1)	12
4980280*	Purple	2 (59.1)	12
4980335	Ivory	3 (88.7)	12
4980445	Grey	4 (118.3)	12
4980480*	Purple	4 (118.3)	12
4980655	Teal	6 (177.4)	12
4980865	Orange	8 (236.6)	12

*Purple color for use with allergen-free foods

**Jacob's Pride® warranty does not cover Kool-Touch® coating



STAINLESS ITEM #	BLACK ITEM #	CAPACITY: OZ (ML)	CASE LOT
STAINLESS STEEL AND BLACK KOOL-TOUCH HANDLES			
4987510	4987520	¾ (22.2)	12
4980110	4980120	1 (29.6)	12
4981510	4981520	1½ (44.4)	12
4980210	4980220	2 (59.1)	12
4980310	4980320	3 (88.7)	12
4980410	4980420	4 (118.3)	12
4980510	4980520	5 (147.9)	12
4980610	4980620	6 (177.4)	12
4980810	4980820	8 (236.6)	12
4981210	4981220	12 (354.9)	6
4982410	4982420	24 (709.8)	6
4987210	4987220	72 (2129.3)	3

STAINLESS ITEM #	BLACK ITEM #	CAPACITY: OZ (ML)	CASE LOT
STAINLESS STEEL AND BLACK KOOL-TOUCH 6" HANDLES – SHORT			
4980010	4980020	½ (14.8)	12
4970110	4970120	1 (29.5)	12
4971510	4971520	1½ (44.3)	12
4970210	4970220	2 (59.0)	12
4970310	4970320	3 (88.5)	12
4970410	4970420	4 (118.0)	12
4970510	4970520	5 (147.5)	12
4970610	4970620	6 (177.0)	12

One-Piece Ergo Grip™ Ladles With Black Kool-Touch® Handles



BLACK ITEM #	CAPACITY: OZ (ML)	CASE LOT
4980322	3 (88.7)	6
4980422	4 (118.3)	6
4980622	6 (177.4)	6
4980822	8 (236.6)	6

*Length from bowl bottom to bend in handle





Ladles With Kool-Touch® Handles

- Functional to 350°F (176.6°C)
- Handles contain an all-natural antimicrobial material



ITEM #	HANDLE COLOR	CAPACITY: OZ (ML)	CASE LOT
ROUND LADLES WITH COLOR-CODED KOOL-TOUCH HANDLES			
58011	Black	1 (29.6)	12
58022	Black	2 (59.1)	12
58033	Black	3 (88.7)	12
58044	Black	4 (118.3)	12
58055	Black	6 (177.4)	12
58066	Black	8 (236.6)	12
58322	Blue	2 (59.1)	12
58333	Ivory	3 (88.7)	12
58344	Grey	4 (118.3)	12
58355	Teal	6 (177.4)	12
58366	Orange	8 (236.6)	12
OVAL LADLE WITH BLACK KOOL-TOUCH HANDLE			
56728	Black	8 (236)	12
ROUND LADLES WITH STAINLESS STEEL HANDLES			
58000	Stainless Steel	½ (14.8)	12
58410	Stainless Steel	1 (29.6)	12
58510	Stainless Steel	1 (29.6)	12
58520	Stainless Steel	1½ (44.4)	12
58620	Stainless Steel	2 (59.1)	12
58430	Stainless Steel	3 (88.7)	12
58440	Stainless Steel	4 (118.3)	12
58450	Stainless Steel	5 (147.9)	12
58460	Stainless Steel	6 (177.4)	12
58480	Stainless Steel	8 (236.6)	12
58500	Stainless Steel	12 (354.9)	6
58540	Stainless Steel	24 (709.8)	6
58600	Stainless Steel	72 (2129.3)	3



Professional Transfer Ladles and Dippers

- Dent-resistant 3004 aluminum



ITEM #	CAPACITY: OZ (ML)	OVERALL LENGTH: IN (CM)	CASE LOT
5330	30 (0.9)	11½ (29.2)	3
4752	64 (1.9)	12¾ (32.4)	3
5332	64 (1.9)	13¾ (34.3)	3



Economy Ladles

- Stainless steel



ONE-PIECE ITEM #	TWO-PIECE ITEM #	CAPACITY: OZ (ML)	CASE LOT
46810	46900	½ (14.8)	24
46819	—	¾ (22)	24
46811	46901	1 (29.6)	24
—	46915	1½ (44.4)	12
46812	46902	2 (59.1)	24
46813	46903	3 (88.7)	24
46814	46904	4 (118.3)	12
46816	46906	6 (177.4)	12
46818	46908	8 (236.6)	12
46822	46912	12 (354.9)	12
—	46924	24 (709.8)	10
—	46932	32 (946.4)	10



Bicolite Ladle

- Clear plastic heat resistant to 180°F (82°C)



ITEM #	CAPACITY: OZ (ML)	BOWL DIAMETER: IN (CM)	OVERALL LENGTH: IN (CM)	CASE LOT
52908	½ (14.8)	1½ (4.1)	6½ (16.5)	72



One-Quart Hooked-Handle Dipper

- Graduations clearly marked



ITEM #	CAPACITY: QT (L)	OVERALL LENGTH: IN (CM)	HANDLE LENGTH: IN (CM)	BOWL HEIGHT: IN (CM)	CASE LOT
58700	1 (0.9)	15 (38.1)	12 (30.5)	3½ (8.9)	6





Tongs

- Heavy-duty stainless steel tongs feature a unique springless design that eliminates bacteria-prone food traps
- Utility grip features concave ends and gently scalloped teeth – ideal for almost any area of the kitchen
- VersaGrip™ features flattened ends and gripper teeth – perfect for grills and broilers



One-Piece Tongs



Utility Grip



VersaGrip

UTILITY ITEM #	VERSAGRIP ITEM #	HANDLE COLOR	OVERALL LENGTH: IN (CM)	CASE LOT
ONE-PIECE COLOR-CODED KOOL-TOUCH HANDLED TONGS				
4780610	—	White	6 (15.2)	12
4780620	—	Black	6 (15.2)	12
4780630	—	Blue	6 (15.2)	12
4780640	—	Red	6 (15.2)	12
4780650	—	Yellow	6 (15.2)	12
4780660	—	Ivory	6 (15.2)	12
4780670	—	Green	6 (15.2)	12
4780680*	—	Purple	6 (15.2)	12
4780920	4790920	Black	9½ (24.1)	12
4781220	4791220	Black	12 (30.5)	12
4781620	4791620	Black	16 (40.6)	12
4780930	4790930	Blue	9½ (24.1)	12
4781230	4791230	Blue	12 (30.5)	12
4781630	4791630	Blue	16 (40.6)	12
4780940	4790940	Red	9½ (24.1)	12
4781240	4791240	Red	12 (30.5)	12
4781640	4791640	Red	16 (40.6)	12
4780950	4790950	Yellow	9½ (24.1)	12
4781250	4791250	Yellow	12 (30.5)	12
4781650	4791650	Yellow	16 (40.6)	12
4780960	4790960	Ivory	9½ (24.1)	12
4781260	4791260	Ivory	12 (30.5)	12
4781660	4791660	Ivory	16 (40.6)	12
4780970	4790970	Green	9½ (24.1)	12
4781270	4791270	Green	12 (30.5)	12
4781670	4791670	Green	16 (40.6)	12
4780980*	—	Purple	9½ (24.1)	12
4781280*	—	Purple	12 (30.5)	12
4781680*	—	Purple	16 (40.6)	12
ONE-PIECE HEAVY-DUTY STAINLESS STEEL TONGS				
4780610	—	Stainless Steel	6 (15.2)	12
4780910	4790910	Stainless Steel	9½ (24.1)	12
4781210	4791210	Stainless Steel	12 (30.5)	12
4781610	4791610	Stainless Steel	16 (40.6)	12

*Purple color for use with allergen-free foods





High-Temperature Nylon-End One-Piece Tongs

- Heat resistant to 450°F (232°C)



ITEM #	COLOR	OVERALL LENGTH: IN (CM)	CASE LOT
4780912	Stainless Steel	9½ (24.1)	12
4781212	Stainless Steel	12 (30.5)	12
4781612	Stainless Steel	16 (40.6)	12
WITH COATED HANDLES			
4780922	Black	9½ (24.1)	12
4781222	Black	12 (30.5)	12
4781622	Black	16 (40.6)	12
478091280*	Purple	9½ (24.1)	12

*Purple color for use with allergen-free foods



One-Piece Pom Tongs

- Stainless Steel



ITEM #	OVERALL LENGTH: IN (CM)	CASE LOT
KOOL-TOUCH POM TONGS		
47326	6 (15.2)	12
47329	9 (22.9)	12
47322	12 (30.5)	12
HEAVY-DUTY POM TONGS		
47046	6 (15.2)	36
47049	9 (22.9)	24
47042	12 (30.5)	12
ECONOMY POM TONGS		
47106	6 (15.2)	60
47109	9 (22.9)	48
47112	12 (30.5)	12



Multi-Pack Color-Coded NSF Utility Tong



ITEM #	OVERALL LENGTH: IN (CM)	CASE LOT
4780911	9½ (24.1)	3



Utility Tongs



ITEM #	OVERALL LENGTH: IN (CM)	CASE LOT
HEAVY-DUTY UTILITY TONGS		
47309	9½ (24.1)	12
47312	12 (30.5)	12
47316	16 (40.6)	12
ECONOMY UTILITY TONGS		
47007	7 (17.8)	12
47110	9½ (24.1)	12
47113	12 (30.5)	12
47116	16 (40.6)	12

Specialty Tongs

ITEM #	DESCRIPTION	OVERALL LENGTH: IN (CM)	CASE LOT
HEAVY-DUTY SCISSOR TONGS			
47325	Kool-Touch handle	15 (38.1)	12
TENDER-TOUCH PASTRY TONGS			
47107	Stainless steel	9¼ (23.5)	12
SPAGHETTI TONGS			
47105	Stainless steel	8 (20)	12
46988	Stainless steel	9 (22.9)	12
46989	Stainless steel	11½ (29.2)	12





Spoons & Skimmers

Stainless Steel Basting Spoons With Ergo Grip™ Handles

- One-piece stainless steel construction is extremely durable and has no crevices to collect water or bacteria
- High-temperature, patented nylon handle – heat resistant to 450°F (232°C)
- Built-in stopper notch prevents spoon from sliding into food product
- Handles contain an all-natural antimicrobial material



DESCRIPTION	BLACK ITEM #	WHITE ITEM #	BLUE ITEM #	RED ITEM #	YELLOW ITEM #	GREEN ITEM #	PURPLE ITEM #	OVERALL LENGTH: IN (CM)	CASE LOT
Solid	64130	6414015	6414030	6414040	6414050	6414070	6414080*	13 ¹³ / ₁₆ (35.1)	12
Perforated	64132	6414215	6414230	6414240	6414250	6414270	6414280*	13 ¹³ / ₁₆ (35.1)	12
Slotted	64134	—	—	—	—	—	—	13 ¹³ / ₁₆ (35.1)	12
3-sided solid	64136	—	—	—	—	—	—	13 ⁵ / ₁₆ (33.8)	12
3-sided perforated	64138	—	—	—	—	—	—	13 ⁵ / ₁₆ (33.8)	12

*Purple color for use with allergen-free foods



One-Piece Stainless Steel Basting Spoons

- Patented handle design



SOLID ITEM #	PERFORATED ITEM #	SLOTTED ITEM #	LENGTH: IN (CM)	CASE LOT
64400	64401	64402	11 ³ / ₄ (29.8)	12
64403	64404	64405	13 ¹ / ₄ (33.7)	12
64406	64407	64408	15 ¹ / ₂ (39.4)	12



Standard Stainless Steel Basting Spoons

- 18-gauge stainless steel
- Handles heat resistant to 230°F (110°C)



SOLID ITEM #	PERFORATED ITEM #	SLOTTED ITEM #	OVERALL LENGTH: IN (CM)	CASE LOT
WITH STAINLESS HANDLES				
46961	46962	46963	11 (27.9)	12
46973	46975	46976	13 (33)	12
46981	46983	46985	15 (38.1)	12
46990	—	—	18 (45.7)	12
46995	—	—	21 (53.3)	12
WITH GRIP 'N SERVE HANDLES*				
46945*	Solid		14 (35.6)	12
46946*	Perforated		14 (35.6)	12
46947*	Slotted		14 (35.6)	12
46948*	3-sided solid		13 ³ / ₄ (34.9)	12
46949*	3-sided perforated		13 ³ / ₄ (34.9)	12

* Not NSF® certified





High-Heat Nylon Spoons

- Heat resistant to 475°F (246°C)



BLACK ITEM #	DESCRIPTION	OVERALL LENGTH: IN (CM)	CASE LOT
5284220	Solid	13¼ (33.7)	12
5284320	Slotted	13¼ (33.7)	12



Nylon Prep Spoons

- Heat resistant to 450°F
- 8½" spoon is perfect for small or ninth-size pans



ITEM #	COLOR	OVERALL LENGTH: IN (CM)	CASE LOT
4689760	Tan	8½ (21.6)	12
4689815	White	12 (30.5)	12
4689830	Blue	12 (30.5)	12
4689840	Red	12 (30.5)	12
4689850	Yellow	12 (30.5)	12
4689860	Tan	12 (30.5)	12
4689960	Tan	15 (38.1)	12

Hooked-Handle Utensils

- Stainless steel



FORK ITEM #	SOLID SPOON ITEM #	SLOTTED SPOON ITEM #	HANDLE LENGTH: IN (CM)	CASE LOT
60190	60170	60175*	21 (53.3)	12

60175 not NSF certified



Skimmers

- Stainless steel



ITEM #	HANDLE LENGTH: IN (CM)	BLADE DIAMETER: IN (CM)	CASE LOT
HEAVY-DUTY ONE-PIECE SKIMMERS <small>JP LIFETIME GUARANTEE</small>			
46969	11¾ (29.8)	4 (10.2)	6
46970	12⅝ (32.1)	6 (15.3)	6
HEAVY-DUTY LONG-HANDLE WIRE MESH SKIMMERS			
47717	14 (35.6)	6½ (16.5)	12
47718	14 (35.6)	8 (20.3)	6
47719	17⅞ (44.9)	9⅝ (24.5)	6
TWO-PIECE SKIMMERS			
46972	11¾ (29.8)	4½ (11.4)	6
47175	12¾ (32.4)	6⅝ (16)	6



High-Temperature Spatula and SoftSpoon™ Utensils

- Nylon handle with silicone blade
- Heat resistant to 500°F (260°C)



ITEM #	DESCRIPTION	OVERALL LENGTH: IN (CM)	CASE LOT
52010	High-temp spatula	10 (25.4)	6
52023	High-temp spatula	13½ (34.3)	6
52026	High-temp spatula	16½ (41.9)	6
58110	High-temp SoftSpoon™	10 (25.4)	6
58123	High-temp SoftSpoon™	13½ (34.3)	6
58126	High-temp SoftSpoon™	16½ (41.9)	6



Plastic Spatula and SoftSpoon™ Utensils

- Flexible blade retains shape to 212°F (100°C)



ITEM #	DESCRIPTION	OVERALL LENGTH: IN (CM)	CASE LOT
52009	Plastic spatula	9½ (24.1)	6
52013	Plastic spatula	13¾ (34.6)	6
52016	Plastic spatula	16¾ (42.2)	6
52109	Plastic SoftSpoon™	9½ (24.1)	6
52113	Plastic SoftSpoon™	13¾ (34.6)	6
52116	Plastic SoftSpoon™	16¾ (42.2)	6



Stainless Steel Spatula



ITEM #	DESCRIPTION	BLADE DIMENSIONS (L X W): IN (CM)	OVERALL LENGTH: IN (CM)	CASE LOT
46931	Scraper w/black plastic handle	4 7/16 x 3 1/8 (11.3 x 7.9)	9 11/16 x 3 1/8 (24.6 x 7.9)	12

Pan Scraper



ITEM #	DESCRIPTION	DIMENSIONS (D X W): IN (CM)	CASE LOT
1345	Pan scraper	3 5/8 x 5 5/8 (9.2 x 14.3)	72



NSF-Certified Whips

- Stainless steel wires resist corrosion
- One-piece ergonomic handle
- Nylon handle heat resistant to 475°F (246°C)



FRENCH ITEM #	PIANO ITEM #	OVERALL LENGTH: IN (CM)	HANDLE LENGTH: IN (CM)	CASE LOT
NYLON HANDLE WHIPS				
47090	47002	10 (25.4)	4 5/8 (11.8)	12
47091	47003	12 (30.5)	4 5/8 (11.8)	12
47092	47004	14 (35.6)	4 5/8 (11.8)	12
47093	47005*	16 (40.6)	5 7/16 (13.8)*	12
47094	47006*	18 (45.7)	5 7/16 (13.8)*	12
47095	—	20 (50.8)	5 7/16 (13.8)	12
47096	—	22 (55.9)	5 7/16 (13.8)	12
47097	—	24 (61)	12 (30.5)	12

*47005 and 47006 handle length is 4 5/8" (11.8 cm)



FRENCH ITEM #	PIANO ITEM #	OVERALL LENGTH: IN (CM)	HANDLE LENGTH: IN (CM)	CASE LOT
STAINLESS STEEL HANDLE WHIPS				
47280	47255	10 (25.4)	4 5/8 (11.8)	12
47281	47256	12 (30.5)	4 5/8 (11.8)	12
47282	47257	14 (35.6)	4 5/8 (11.8)	12
47283	47258	16 (40.6)	5 7/16 (13.8)	12
47284	47259	18 (45.7)	5 7/16 (13.8)	12
47285	—	20 (50.8)	5 7/16 (13.8)	12
47286	—	22 (55.9)	6 3/8 (16)	12
47287	—	24 (61)	6 3/8 (16)	12



Ice Cream Scoops & Spades

Ice Cream Scoops

- Antifreeze securely encapsulated in handle for easy release from scoop bowl
- Patented ergonomic, textured handle design for a sure grip
- Hanging hole for easy storage
- Durable cast aluminum



ITEM #	END CAP COLOR	SIZE	CAPACITY: OZ (ML)	OVERALL LENGTH: IN (CM)	OVERALL HEIGHT: IN (CM)	BOWL WIDTH: IN (CM)	CASE LOT
47274	Brown	10	4 (118.3)	7 ⁵ / ₈ (19.4)	1 ⁷ / ₈ (4.8)	2 ⁵ / ₈ (5.4)	12
47275	Blue	12	3 (88.7)	7 ⁵ / ₈ (19.4)	1 ⁷ / ₈ (4.8)	2 ⁷ / ₁₆ (5.2)	12
47276	Green	16	2 ¹ / ₂ (73.9)	7 ³ / ₄ (19.7)	1 ⁷ / ₈ (4.8)	1 ⁷ / ₈ (4.8)	12
47277	Gold	20	2 (59.1)	7 ¹ / ₁₆ (18.9)	1 ¹ / ₁₆ (4.3)	1 ³ / ₄ (4.4)	12
47278	Grey	24	1 ¹ / ₂ (44.4)	7 ⁵ / ₈ (19.4)	1 ⁷ / ₁₆ (3.7)	1 ⁵ / ₈ (4.1)	12
47279	Red	30	1 (29.6)	7 ¹ / ₂ (19.1)	1 ⁵ / ₁₆ (3.3)	1 ⁷ / ₈ (3.7)	12



Ice Cream Spade

- Antifreeze securely encapsulated in handle for easy release
- Durable cast aluminum



ITEM #	OVERALL LENGTH: IN (CM)	CASE LOT
47270	10 ¹ / ₈ (25.8)	12



Economy Ice Cream/Utility Spade

- Stainless steel with plastic handle



ITEM #	OVERALL LENGTH: IN (CM)	CASE LOT
47165	9 (22.9)	12



Turners

Heavy-Duty Stainless Steel Turners With Ergo Grip™ Handles

- High-heat, patented nylon handle
- Heat resistant to 450°F (232°C)



WHITE ITEM #	BLACK ITEM #	PURPLE ITEM #	BLADE	BLADE DIMENSIONS (L X W): IN (CM)	OVERALL LENGTH: IN (CM)	CASE LOT
4808715	4808720	4808780*	Solid, beveled	6 x 3 (15.2 x 7.6)	13½ (34.3)	12
4808815	4808820	4808880*	Solid	8¼ x 2⅞ (21 x 7.3)	16½ (41.9)	12
4808915	4808920	—	Perforated	8¼ x 2⅞ (21 x 7.3)	16½ (41.9)	12

*Purple color for use with allergen-free foods



High-Heat Nylon Slotted Turner

- Heat resistant to 475°F (246°C)



ITEM #	BLADE DIMENSIONS (L X W): IN (CM)	OVERALL LENGTH: IN (CM)	CASE LOT
5284120	4¼ x 3¼ (10.8 x 7.3)	13½ (34.3)	12



Small Blade Turner With Grip 'n Serv® Handle

- 24-gauge stainless steel
- Heat resistant to 230°F (110°C)



ITEM #	DIMENSIONS (L X W): IN (CM)	OVERALL LENGTH: IN (CM)	CASE LOT
48085	3¾ x 1⅞ (9.5 x 4.8)	10½ (26.7)	12



Hamburger Turners

- Stainless steel blade with riveted wood handle



ITEM #	BLADE	BLADE DIMENSIONS (L X W): IN (CM)	OVERALL LENGTH: IN (CM)	CASE LOT
48080	Solid, beveled	4¾ x 3 (12.1 x 7.6)	11 (27.9)	12
48081	Solid	7¾ x 3 (19.7 x 7.6)	14 (35.6)	12
48082	Perforated	7¾ x 3 (19.7 x 7.6)	14 (35.6)	12

Pancake Turners

- 24-gauge stainless steel handle
- Heat resistant to 230°F (110°C)





















ITEM #	BLADE	BLADE DIMENSIONS (L X W): IN (CM)	OVERALL LENGTH: IN (CM)	CASE LOT
46933	Solid	3½ x 6 (7.7 x 15.2)	13¾ (34.9)	12
46934	Slotted	3½ x 6 (7.7 x 15.2)	13¾ (34.9)	12



Color-Coded Cutting Boards

- High-density, nonporous surface will not stain or absorb juices
- Color-coded system reduces risk of foodborne illness resulting from cross-contamination and is ideal system for maximizing HACCP program
- Separate rack available (52100) – stainless steel, welded construction, holds up to six boards of 3/4" (1.9 cm) thickness



ITEM #	DESCRIPTION	DIMENSIONS (W X L X H): IN (CM)	CASE LOT
5200011*	– Multi-color set	12 x 18 x 1/2 (30.5 x 45.7 x 1.3)	1
5200211*	– Multi-color set	15 x 20 x 1/2 (38.1 x 50.8 x 1.3)	1
5200311*	– Multi-color set	18 x 24 x 1/2 (45.7 x 60.9 x 1.3)	1
5200000	 White	12 x 18 x 1/2 (30.5 x 45.7 x 1.3)	6
5200200	 White	15 x 20 x 1/2 (38.1 x 50.8 x 1.3)	6
5200300	 White	18 x 24 x 1/2 (45.7 x 60.9 x 1.3)	6
5200030	 Blue	12 x 18 x 1/2 (30.5 x 45.7 x 1.3)	6
5200230	 Blue	15 x 20 x 1/2 (38.1 x 50.8 x 1.3)	6
5200330	 Blue	18 x 24 x 1/2 (45.7 x 60.9 x 1.3)	6
5200040	 Red	12 x 18 x 1/2 (30.5 x 45.7 x 1.3)	6
5200240	 Red	15 x 20 x 1/2 (38.1 x 50.8 x 1.3)	6
5200340	 Red	18 x 24 x 1/2 (45.7 x 60.9 x 1.3)	6
5200050	 Yellow	12 x 18 x 1/2 (30.5 x 45.7 x 1.3)	6
5200250	 Yellow	15 x 20 x 1/2 (38.1 x 50.8 x 1.3)	6
5200350	 Yellow	18 x 24 x 1/2 (45.7 x 60.9 x 1.3)	6
5200060	 Tan	12 x 18 x 1/2 (30.5 x 45.7 x 1.3)	6
5200260	 Tan	15 x 20 x 1/2 (38.1 x 50.8 x 1.3)	6
5200360	 Tan	18 x 24 x 1/2 (45.7 x 60.9 x 1.3)	6
5200070	 Green	12 x 18 x 1/2 (30.5 x 45.7 x 1.3)	6
5200270	 Green	15 x 20 x 1/2 (38.1 x 50.8 x 1.3)	6
5200370	 Green	18 x 24 x 1/2 (45.7 x 60.9 x 1.3)	6
52100**	– Cutting board rack	8 x 10 x 9 (20.3 x 25.4 x 27.8)	1

*Includes six boards – one of each color. **Not NSF* certified



Color coding is a convenient and easy way to control food contact and cross-contamination. Ideal for HACCP programs.

 RED: RAW MEATS	 YELLOW: UNCOOKED POULTRY	 TAN: FISH	 GREEN: FRUITS & VEGGIES	 BLUE: COOKED FOODS	 WHITE: DAIRY & MISCELLANEOUS
---	---	--	--	--	--




Measuring Tools

Measuring Spoon Sets

- Stainless steel



46588



47118



46589

ITEM #	DESCRIPTION	CASE LOT
SIX-PIECE OVAL MEASURING SPOON SET		
46588	6-piece oval measuring spoon set, 1 Tbsp (15 ml), 2 tsp (10 ml), 1 tsp (5 ml), ½ tsp (2.5 ml), ¼ tsp (1.25 ml), ⅛ tsp (0.625 ml)	12
FOUR-PIECE ROUND MEASURING SPOON SETS & BULK MEASURING SPOON		
47118	4-piece round measuring spoon set, 1 Tbsp (15 ml), 1 tsp (5 ml), ½ tsp (2.5 ml), ¼ tsp (1.25 ml)	12
46589	4-piece straight-sided measuring spoon set, 1 Tbsp (15 ml), 2 Tbsp (30 ml), 2 tsp (10 ml), 1 tsp (5 ml)	12
47120	Bulk pack, ½ tsp (2.5 ml)	100

Long-Handle Measuring Spoons

- Stainless steel



Heavy-duty round


ITEM #	CAPACITY: TSP/TBSP (ML)	OVERALL LENGTH: IN (CM)	CASE LOT
LONG-HANDLE MEASURING SPOONS			
47025	¼ tsp (1.25)	15¼ (38.7)	12
47026	½ tsp (2.5)	15¾ (39.1)	12
47027	1 tsp (5)	15¾ (39.6)	12
47028	1 Tbsp (15)	16 (40.7)	12
47029	2 Tbsp (30)	16⅝ (41.5)	12
47031*	5-piece measuring spoon set, one of each – 2 Tbsp (30 ml), 1 Tbsp (15 ml), 1 tsp (5 ml), ½ tsp (2.5 ml), ¼ tsp (1.25 ml)		12 Sets
HEAVY-DUTY ROUND MEASURING SPOONS			
47075*	1 tsp (5ml)	6 (15.2)	24
47076*	1 Tbsp (15ml)	6½ (16.4)	24
47077*	2 Tbsp (30ml)	6¾ (17.2)	24
47078*	3-piece measuring spoon set, one of each – 2 Tbsp (30 ml), 1 Tbsp (15 ml), 1 tsp (5 ml)		12 Sets

*Not NSF certified



Oval Measuring Ladle Spoon Set

- 6" handle



ITEM #	DESCRIPTION	CASE LOT
44572	5-piece measuring set, one of each – 1 Tbsp (15 ml), 1 tsp (5 ml), ½ tsp (2.5 ml), ¼ tsp (1.25 ml), ⅛ tsp (0.625 ml)	12



Heavy-Duty Oval Measuring Scoops

- One-piece stainless steel



47054 – Set

ITEM #	CAPACITY: CUP (ML)	OVERALL LENGTH: IN (CM)	CASE LOT
47055	⅛ cup (30)	8¾ (22.1)	12
47056	¼ cup (60)	9⅝ (23.1)	12
47057	⅓ cup (80)	9¾ (24.7)	12
47058	½ cup (120)	10⅞ (25.5)	12
47059	1 cup (240)	11 (27.9)	12
47054	Set of one each – ⅛ cup (30 ml), ¼ cup (60 ml), and ½ cup (120 ml)		5 Sets



Four-Piece Measuring Cup Set

- Stainless steel



ITEM #	DESCRIPTION	CASE LOT
47119	4-piece measuring cup set, one of each – 1 cup (240 ml), ½ cup (120 ml), ⅓ cup (80 ml), ¼ cup (60 ml)	12 Sets



Transfer Vessels and Ramekins

- Stainless steel
- Spouted bowls



ITEM #	CAPACITY: OZ (ML)	BOWL HEIGHT: IN (CM)	BOWL DIAMETER: IN (CM)	CASE LOT
STAINLESS STEEL TRANSFER VESSELS				
46656	4 (118)	1½ (3.7)	3¼ (7.9)	12
46657	8 (236)	1⅝ (4.9)	3⅞ (9.8)	12
46658	12 (354)	2⅜ (5.5)	4⅞ (11.2)	12
46659	16 (473)	2⅞ (6.1)	4⅞ (12.3)	12
STAINLESS STEEL RAMEKINS				
46654	2 (59.1)	1¼ (3.1)	2⅞ (6.1)	12
46655	3 (88.7)	1⅜ (3.5)	2¾ (7.1)	12
46661	4 (118.0)	1½ (3.7)	3 (7.6)	12



Four-Quart Urn Cup

- Heavy-gauge 300 series stainless steel



ITEM #	CAPACITY: QT (L)	DIMENSIONS (DIAMETER X H): IN (CM)	CASE LOT
79540	4 (3.8)	7¼ x 6⅝ (18.4 x 15.6)	4



Aluminum Measures

- 3004 aluminum



ITEM #	CAPACITY: QT (L)	OVERALL HEIGHT: IN (CM)	GAUGE	CASE LOT
5350*	¼ (0.24)	3 (7.6)	18	12
68297*	½ (0.5)	4⅜ (10.6)	18	6
68296	1 (0.9)	5⅞ (14)	18	6
68351	2 (1.9)	7⅞ (18)	17	6
68352	4 (3.8)	9¼ (23.5)	16	6

*Not NSF certified



Graduated Measures

- 18-gauge 300 series stainless steel



ITEM #	CAPACITY: QT (L)	CAPACITY: OZ (ML)	HEIGHT: IN (CM)	TOP DIA.: IN (CM)	HANDLE LENGTH: IN (CM)	CASE LOT
95160	½ (0.5)	16 (473.2)	4⅝ (11.7)	3¼ (9.5)	3⅞ (9)	6
95320	1 (0.9)	32 (946.4)	5¼ (13.3)	4⅝ (11.6)	3⅞ (9)	6
95640	2 (1.9)	64 (1892.7)	6¾ (17.1)	5⅝ (14)	4⅞ (10.9)	6



One-Piece Scoops

ITEM #	CAPACITY: OZ (ML)	BOWL SIZE: IN (CM)	HANDLE LENGTH: IN (CM)	CASE LOT
STAINLESS STEEL SCOOP				
92110	52 (1537.8)	7⅞ x 5¼ (20 x 13.3)	4 (10.2)	6
CAST ALUMINUM SCOOPS				
46890	5 (147.9)	4¾ x 2⅞ (12.1 x 6)	—	24
46891	12 (354.9)	6¼ x 3⅞ (15.9 x 7.9)	—	24
5280	18 (532.2)	5½ x 3 (14 x 7.6)	—	6
46892	24 (681.9)	8 x 4 (20.3 x 10.2)	—	24
46893	38 (1079.6)	9 x 4¾ (22.9 x 12.1)	—	24
46894	58 (1647.9)	10½ x 5½ (26.7 x 14)	—	20
46895	85 (2415.1)	12 x 6¼ (30.5 x 15.9)	—	20






Mixing Bowls

Mobile Bowl Stands

- All-welded, heavy-gauge stainless steel
- No assembly required



ITEM #	DESCRIPTION	FITS BOWL	DIMENSIONS (W X D X H): IN (CM)	CASE LOT
79001	Open 30 qt stand only	79300	22 ³ / ₈ x 22 x 32 ¹ / ₄ (56.8 x 55.9 x 81.9)	1
79002	Tray slide 30 qt stand only	79300	22 ³ / ₈ x 22 x 32 ¹ / ₄ (56.8 x 55.9 x 81.9)	1
79018	80 qt stand only	79800*	30 ¹ / ₈ x 32 ³ / ₈ x 32 ¹ / ₂ (76.5 x 82.2 x 82.6)	1

*Round bottom



Heavy-Duty Stainless Steel Mixing Bowls

- Heavy-gauge 300 series stainless steel
- Concave bottom sits flat



ITEM #	CAPACITY: QT (L)	DIAMETER: IN (CM)	DEPTH: IN (CM)	CASE LOT
68750	1/2 (0.5)	5 1/4 (13.3)	2 (5.1)	12
69006	3/4 (0.7)	6 1/4 (15.9)	2 3/8 (6)	6
69014	1 1/2 (1.4)	7 3/4 (19.7)	3 (7.6)	6
69030	3 (2.8)	9 3/8 (23.8)	4 (10.2)	6
69040	4 (3.8)	10 3/8 (26.4)	4 1/4 (10.8)	6
69050	5 (4.7)	11 3/4 (29.8)	4 1/2 (11.4)	6
69080	8 (7.6)	13 1/4 (33.7)	5 3/8 (13.7)	3
69130	13 (12.3)	16 (40.6)	6 (15.2)	3
79300*	30 (28.4)	21 5/8 (54.9)	7 7/8 (20)	1
79450*	45 (42.6)	25 1/4 (64.1)	8 1/2 (21.6)	1
79800**	80 (75.7)	30 5/8 (77.8)	11 1/2 (29.2)	1

NSF certified **Round bottom



Economy Stainless Steel Mixing Bowls

- Bottoms sit flat



ITEM #	CAPACITY: QT (L)	DIAMETER: IN (CM)	CASE LOT
47930	3/4 (0.7)	6 1/2 (16.5)	12
47932	1 1/2 (1.4)	7 3/4 (19.7)	12
47933	3 (2.8)	9 (22.9)	12
47934	4 (3.8)	10 1/4 (27.1)	12
47935	5 (4.7)	11 3/4 (29.8)	12
47938	8 (7.6)	13 1/2 (34.3)	12
47943	13 (12.3)	16 (40.6)	6
47946	16 (15.1)	17 1/2 (44.5)	6
47949	20 (18.9)	19 (48.3)	6



Colanders & Strainers

Aluminum Colanders



ITEM #	CAPACITY: QT (L)	GAUGE	CASE LOT
68298	11 (10.4)	10	2
68350	16 (15.1)	10	1



Stainless Steel Colanders



- 200 series stainless steel

ITEM #	CAPACITY: QT (L)	CASE LOT
47963	3 (2.8)	6
47965	5 (4.7)	6
47969	8 (7.6)	6
47974	14 (13.2)	6

Wire Mesh Strainers



FINE ITEM #	FINE DOUBLE ITEM #	MEDIUM ITEM #	MEDIUM DOUBLE ITEM #	DIAMETER: IN (CM)	HANDLE LENGTH: IN (CM)	CASE LOT
47188	47191	47194	47197	6¼ (15.9)	6 (15.2)	12
47189	47192	47195	47198	8 (20.3)	6½ (16.5)	12
47190	47193	47196	47199	10¼ (26)	9 (22.9)	12

China Caps



- Stainless steel with bowl clip
- Fine mesh 1/16"
- Coarse mesh 3/32"

FINE ITEM #	COARSE ITEM #	DIAMETER: IN (CM)	CASE LOT
47166	47176	8 (20.3)	6
47167	47177	9¾ (24.8)	6
47168	47178	12 (30.5)	6

Professional Strainer & China Cap Strainer

- Hole diameter: 1/16" (0.2cm)



ITEM #	CAPACITY: QT (L)	DIAMETER: IN (CM)	CASE LOT
4605	5 (4.7)	11¼ (28.6)	4
4700*	5.5 (5.2)	10¾ (27.3)	4

*NSF certified



Professional Sieve

- 16" (40.6cm) frame



ITEM #	DESCRIPTION	MESH SIZE	CASE LOT
5270	#14 mesh and frame	.018" diameter	1
5270-1	16" sieve frame only	(no screen included)	1
5270142	#4 mesh screen only	.035" diameter	1
5270-2	#14 mesh screen only	.018" diameter	1
5270182	#18 mesh screen only	.015" diameter	1
5270202	#22 mesh screen only	.0135" diameter	1





Squeeze Dispensers

- 24 oz wide-mouth Color•Mate™ squeeze dispensers available in seven bright, translucent polyethylene colors, allowing you to identify contents and track fill levels at a glance
- Patented Twin Tip™ and Tri Tip™ caps allow faster portioning of condiments
- Bottles and caps are dishwasher safe
- Bottles are NSF certified and made in the USA



Traex® Squeeze Dispensers COLOR CONFIGURABLE



BOTTLE COLORS – “BB”
Stock Color•Mate™ Translucent Bottles*

01 brown	02 red	08 yellow	13 clear	44 blue	54 purple	191 vista green
----------	--------	-----------	----------	---------	-----------	-----------------

TOP COLORS – “TT”
Stock Color•Mate™ Tops

01 brown	02 red	08 yellow	13 clear	44 blue	54 purple	191 vista green
----------	--------	-----------	----------	---------	-----------	-----------------

*Available only for 24 oz wide-mouth Color•Mate™ dispensers

ITEM #	DESCRIPTION	BOTTLE COLOR	TOP COLOR	CAPACITY: OZ (L)	HEIGHT: IN (CM)	DIAMETER: IN (CM)	CASE LOT
SINGLE-TIP SQUEEZE DISPENSERS							
2808-13TT	Single-tip standard bottle opening	Clear	Select	8 (.24)	7¼ (18.4)	2 (5.1)	12
2812-13TT	Single-tip standard bottle opening	Clear	Select	12 (.35)	7¼ (18.4)	2⅜ (6)	12
4916-13TT	Single-tip wide-mouth bottle opening	Clear	Select	16 (.47)	7⅝ (19.4)	2⅞ (7.5)	12
4924-13TT	Single-tip wide-mouth bottle opening	Clear	Select	24 (.71)	10¼ (26)	2⅞ (7.5)	12
4924C-BBTT**	Single-tip wide-mouth bottle opening	Select	Select	24 (.71)	10¼ (26)	2⅞ (7.5)	12
4932-13TT	Single-tip wide-mouth bottle opening	Clear	Select	32 (.95)	10⅝ (26.4)	3¼ (8.3)	12
49242-13TTSS	FIFO Wide-mouth bottle opening dispenser	Clear	Select	24 (.71)	11¼ (28.6)	2⅞ (7.5)	12
TWIN TIP™ STANDARD SQUEEZE DISPENSERS							
2208-13TT	Twin Tip standard bottle opening	Clear	Select	8 (.24)	7¼ (18.4)	2 (5.1)	12
2212-13TT	Twin Tip standard bottle opening	Clear	Select	12 (.35)	7¼ (18.4)	2⅜ (6)	12
2224-13TT	Twin Tip standard bottle opening	Clear	Select	24 (.71)	9¾ (24.8)	2⅞ (7.5)	12
TWIN TIP™ & TRI TIP™ WIDE-MOUTH SQUEEZE DISPENSERS							
2316-13TT	Twin Tip wide-mouth bottle opening dispenser	Clear	Select	16 (.47)	7⅝ (18.7)	2⅞ (7.5)	12
2324C-BBTT**	Twin Tip wide-mouth bottle opening Color•Mate dispenser	Select	Select	24 (.71)	9¾ (24.8)	2⅞ (7.5)	12
23242-13TTSS	FIFO Twin Tip	Clear	Select	24 (.71)	11¼ (28.6)	2⅞ (7.5)	12
2332-13TT	Twin Tip wide-mouth bottle opening dispenser	Clear	Select	32 (.95)	10 (25.4)	3⅝ (8.6)	12
3316-13TT	Tri Tip wide-mouth bottle opening dispenser	Clear	Select	16 (.47)	7⅝ (18.7)	2⅞ (7.5)	12
3324-13TT	Tri Tip wide-mouth bottle opening dispenser	Clear	Select	24 (.71)	9¾ (24.8)	2⅞ (7.5)	12
3324C-BBTT**	Tri Tip wide-mouth bottle opening Color•Mate dispenser	Select	Select	24 (.71)	9¾ (24.8)	2⅞ (7.5)	12
33242-13TTSS	FIFO Tri Tip	Clear	Select	24 (.71)	11¼ (28.6)	2⅞ (7.5)	12
3332-13TT	Tri Tip wide-mouth bottle opening dispenser	Clear	Select	32 (.95)	10 (25.4)	3⅝ (8.6)	12

Note: All items are sold by case lot only.

Note: Squeeze dispensers and lids are dishwasher safe but not microwavable.

Note: Vollrath recommends a maximum of 105°F (40°C) working temperature for the Traex squeeze bottles.

**Only 24 oz capacity wide-mouth bottles are available in translucent colors; all other bottles are available in clear or stated opaque colors.



NEW

Traex® FIFO Squeeze Dispensers

- Ensures proper food rotation
- Easy to clean
- Reduces product waste
- Bottles are NSF certified and made in the USA
- To complete item number, select colors for top cap (TT) and base storage (SS) cap. Example: 49242-130244 – clear bottle with red top cap and blue base storage cap.



ITEM #	DESCRIPTION	BOTTLE COLOR	TOP COLOR	BASE COLOR	CAPACITY: OZ (L)	HEIGHT: IN (CM)	DIAMETER: IN (CM)	CASE LOT
49242-13TTSS	FIFO bottle with single tip top cap and base storage cap	Clear	Select	Select	24 (.71)	11¼ (28.6)	3 (7.6)	12
23242-13TTSS	FIFO bottle with Twin Top cap and base storage cap	Clear	Select	Select	24 (.71)	11¼ (28.6)	3 (7.6)	12
33242-13TTSS	FIFO bottle with Tri Tip top cap and base storage cap	Clear	Select	Select	24 (.71)	11¼ (28.6)	3 (7.6)	12
490242-13TTSS	FIFO bottle with FlowCut top cap and base storage cap	Clear	05 (White)	Select	24 (.71)	11¼ (28.6)	3 (7.6)	12

Traex® Squeeze Dispensers

STANDARD

- Bottles are NSF certified and made in the USA



ITEM #	DESCRIPTION	BOTTLE COLOR	TOP COLOR	CAPACITY: OZ (L)	HEIGHT: IN (CM)	DIAMETER: IN (CM)	CASE LOT
STANDARD SQUEEZE DISPENSERS							
2808-02	Single-tip standard bottle opening dispenser	Red	Red	8 (.24)	7¼ (18.4)	2 (5.1)	12
2808-08	Single-tip standard bottle opening dispenser	Yellow	Yellow	8 (.24)	7¼ (18.4)	2 (5.1)	12
2808-13	Single-tip standard bottle opening dispenser	Clear	Clear	8 (.24)	7¼ (18.4)	2 (5.1)	12
2812-02	Single-tip standard bottle opening dispenser	Red	Red	12 (.35)	7¼ (18.4)	2½ (6)	12
2812-08	Single-tip standard bottle opening dispenser	Yellow	Yellow	12 (.35)	7¼ (18.4)	2½ (6)	12
2812-13	Single-tip standard bottle opening dispenser	Clear	Clear	12 (.35)	7¼ (18.4)	2½ (6)	12
2908-13	Closeable single-tip standard bottle opening dispenser*	Clear	Clear	8 (.24)	7¼ (18.4)	2 (5.1)	12
2912-13	Closeable single-tip standard bottle opening dispenser*	Clear	Clear	12 (.35)	7¼ (18.4)	2½ (6)	12
5224-13	Single-tip standard bottle opening dispenser	Clear	Clear	24 (.71)	9½ (24.4)	2½ (7.3)	12
5324-13	Closeable single-tip standard bottle opening dispenser*	Clear	Clear	24 (.71)	9½ (24.4)	2½ (7.3)	12
5232-13	Single-tip standard bottle opening dispenser	Clear	Clear	32 (.95)	9½ (24.4)	3¼ (8.3)	12
WIDE-MOUTH SQUEEZE DISPENSERS							
4916-02	Single-tip wide-mouth bottle opening dispenser	Red	Red	16 (.47)	7¾ (18.7)	2½ (7.5)	12
4916-08	Single-tip wide-mouth bottle opening dispenser	Yellow	Yellow	16 (.47)	7¾ (18.7)	2½ (7.5)	12
4916-13	Single-tip wide-mouth bottle opening dispenser	Clear	Clear	16 (.47)	7¾ (18.7)	2½ (7.5)	12
4924-02	Single-tip wide-mouth bottle opening dispenser	Red	Red	24 (.71)	10¼ (26)	2½ (7.3)	12
4924-08	Single-tip wide-mouth bottle opening dispenser	Yellow	Yellow	24 (.71)	10¼ (26)	2½ (7.3)	12
4924-13	Single-tip wide-mouth bottle opening dispenser	Clear	Clear	24 (.71)	10¼ (26)	2½ (7.3)	12
4932-02	Single-tip wide-mouth bottle opening dispenser	Red	Red	32 (.95)	10¾ (26.4)	3¼ (8.3)	12
4932-08	Single-tip wide-mouth bottle opening dispenser	Yellow	Yellow	32 (.95)	10¾ (26.4)	3¼ (8.3)	12
4932-13	Single-tip wide-mouth bottle opening dispenser	Clear	Clear	32 (.95)	10¾ (26.4)	3¼ (8.3)	12
5116-13	Closeable single-tip wide-mouth bottle opening dispenser	Clear	Clear	16 (.47)	7¼ (18.4)	2½ (7.5)	12
5124-13	Closeable single-tip wide-mouth bottle opening dispenser	Clear	Clear	24 (.71)	10¼ (26)	2½ (7.3)	12
5132-13	Closeable single-tip wide-mouth bottle opening dispenser	Clear	Clear	32 (.95)	10¾ (26.4)	3¼ (8.3)	12
FLOWCUT™ SQUEEZE DISPENSERS**							
26120-13	FlowCut™ top standard bottle opening dispenser	Clear	White	12 (.35)	6¾ (16.2)	2⅞ (6.2)	12
26240-13	FlowCut™ top standard bottle opening dispenser	Clear	White	24 (.71)	8¾ (22.5)	2½ (7.5)	12
26320-13	FlowCut™ top standard bottle opening dispenser	Clear	White	32 (.95)	9 (22.9)	3⅞ (8.6)	12

Note: All items sold by case lot only.

Note: Squeeze dispensers and lids are dishwasher safe but not microwaveable.

Note: Vollrath does not endorse the use of any squeeze bottle being used at temperatures over 105°F (40.5°C).

*Closeable single-tip caps are available only in clear.

**FlowCut™ tops are available only in white.



Traex® Wide-Mouth Squeeze Bottle Converter Kits

- Allows standard caps to be used on wide-mouth bottles
- Bottles are NSF certified and made in the USA

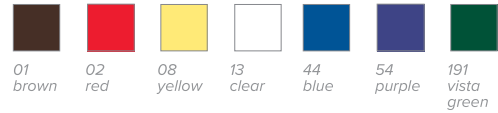


ITEM #	DESCRIPTION	CAPACITY: OZ (L)	HEIGHT: IN (CM)	DIAMETER: IN (CM)	CASE LOT
49241-1305	FlowCut cap, clear converter, and clear bottle	24 (.71)	8 7/8 (22.5)	2 15/16 (7.5)	12
22016-13	Twin Tip cap, clear converter, and clear bottle	16 (.47)	6 5/8 (16.9)	2 15/16 (7.5)	12
22024-13	Twin Tip cap, clear converter, and clear bottle	24 (.71)	8 7/8 (22.5)	2 15/16 (7.5)	12
4901-13	Wide-mouth top converter – converts wide-mouth bottle openings to fit standard tops, clear				12

Note: All items are sold by case lot only. Note: Squeeze dispensers and lids are dishwasher safe but not microwaveable.

Traex® Squeeze Dispenser Replacement Caps

STOCK COLOR•MATE™ CAPS & STANDARD BOTTLES “TT”



NOTE: Select color by adding color suffix (TT) at the end of product



ITEM #	DESCRIPTION	TOP COLOR	FITS	CASE LOT
REPLACEMENT CAPS FOR STANDARD DISPENSERS				
2813-TT	Single-tip standard bottle opening top	Select	8-32 oz bottles	12
2814-13*	Closeable single-tip standard bottle opening top	Clear	8-32 oz bottles	12
2200-TT	Twin Tip standard bottle opening top	Select	8-32 oz bottles	12
2822-05**	FlowCut top standard bottle opening top	White	8-32 oz bottles	12
REPLACEMENT CAPS FOR WIDE-MOUTH DISPENSERS				
2300-TT	Twin Tip wide-mouth bottle opening top	Select	16, 24, & 32 oz bottles	12
3300-TT	Tri Tip wide-mouth bottle opening top	Select	16, 24, & 32 oz bottles	12
4913-TT	Single-tip wide-mouth bottle opening top	Select	16, 24, & 32 oz bottles	12
4914-13	Closeable single-tip wide-mouth bottle opening top	Clear	16, 24, & 32 oz bottles	12
4901-13	Wide-mouth top converter – converts wide-mouth bottle openings to fit standard tops	Clear	16, 24, & 32 oz bottles	12

Note: All items are sold by case lot only. *Only available in clear **Only available in white Note: Squeeze dispensers and lids are dishwasher safe but not microwaveable.

Slim-Profile Squeeze Dispensers



ITEM #	DESCRIPTION	CAPACITY: OZ (L)	HEIGHT: IN (CM)	DIAMETER: IN (CM)	CASE LOT
52063	Clear	12 (354)	8 7/8 (20.6)	2 1/4 (5.7)	12
52064	Red	12 (354)	8 7/8 (20.6)	2 1/4 (5.7)	12
52065	Yellow	12 (354)	8 7/8 (20.6)	2 1/4 (5.7)	12

Note: All items are sold by case lot only. Note: Squeeze dispensers and lids are dishwasher safe but not microwaveable. Note: Vollrath does not endorse the use of any squeeze bottle being used at temperatures over 105°F (40.5°C).



Sauce Dispenser Holder



Holder only accepts Slim-Profile Dispensers

ITEM #	DESCRIPTION	CASE LOT
56116	Squeeze bottle holder	6

Note: Squeeze dispensers and lids are dishwasher safe but not microwaveable. Note: Vollrath does not endorse the use of any squeeze bottle being used at temperatures over 105°F (40.5°C).





Traex® Dripcut® Dredges

- Bottles are NSF certified and made in the USA

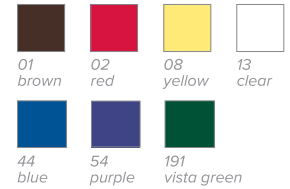


4961-13191



ITEM # 4902-TT
COLORS ONLY:

Add two-digit color suffix after hyphen (TT)



ITEM #	DESCRIPTION	HOLE DIAMETER: IN (CM)	CAPACITY: OZ (L)	DIMENSIONS: IN (CM)	CASE LOT
4961-13191	Clear dredge w/fine green lid	0.055 (.14)	16 (.47)	6¼ x 2⅞ (16 x 7.3)	12
4961-1332	Clear dredge w/medium beige lid	0.1 (.25)	16 (.47)	6¼ x 2⅞ (16 x 7.3)	12
4961-1308	Clear dredge w/large yellow lid	0.18 (.46)	16 (.47)	6¼ x 2⅞ (16 x 7.3)	12
4961-1301	Clear dredge w/extra-large brown lid	0.37 (.94)	16 (.47)	6¼ x 2⅞ (16 x 7.3)	12
4905-191	Fine green replacement lid	0.055 (.14)	—	—	12
4906-32	Medium beige replacement lid	0.1 (.25)	—	—	12
4907-08	Large yellow replacement lid	0.18 (.46)	—	—	12
4908-01	Extra-large brown replacement lid	0.37 (.94)	—	—	12
4902-TT	Wide-mouth indicator lid – select color from chart above	—	—	—	12

Note: Traex Dripcut Dredges are sold in case lots only.

Note: Squeeze dispensers and lids are dishwasher safe but not microwaveable.

Note: Vollrath does not endorse the use of any squeeze bottle being used at temperatures over 105°F (40.5°C).

Aluminum and Stainless Steel Dredges

- Capacity 10 oz (295.7 L)



ITEM #	DESCRIPTION	OVERALL SIZE (DIA. X H): IN (CM)	CASE LOT
18 GAUGE ALUMINUM DREDGES			
68181	.075" (.19 cm) large hole without handle	2¾ x 3¾ (7 x 9.5)	12
68182	.075" (.19 cm) large hole with handle	2¾ x 3¾ (7 x 9.5)	12
68183	.047" (.12 cm) small hole without handle	2¾ x 3¾ (7 x 9.5)	12
68184	.047" (.12 cm) small hole with handle	2¾ x 3¾ (7 x 9.5)	12
24 GAUGE STAINLESS STEEL DREDGES			
T1041P	.07" (.17 cm) with handle	2.69 x 3.63 (68.3 x 92.1)	12
T1042P	.078" (.19 cm) without handle	2.69 x 4.13 (68.3 x 104.8)	12

Stainless Steel Batter Can

- Cool hollow handle



ITEM #	CAPACITY: QT (L)	HEIGHT: IN (CM)	CASE LOT
46572	2 (1.9)	8½ (21.6)	6

Traex® Portion Control Dispenser

BATTER BOSS

- 8-portion settings 1-3 oz
- Clear lid helps reduce cross-contamination

SAUCE BOSS

- Settings ½ to ⅓ oz
- Clear lid helps reduce cross-contamination



ITEM #	DESCRIPTION	CAPACITY: OZ (L)	CASE LOT
2803-18	Batter Boss with legs, 6⅞" x 10⅞" x 7½" (15.6 x 27.6 x 19.1 cm)	48 (1.4)	1
2805	Batter Boss parts kit includes octagonal cam pin, octagonal cam, trigger pin, trigger, dispenser bar, piston, check valve, spring support plate, and spring		1
2800-31	Sauce Boss with legs, 6⅞" x 10⅞" x 7½" (15.6 x 27.6 x 19.1 cm)	48 (1.4)	1
2802	Sauce Boss parts kit includes octagonal cam pin, octagonal cam, trigger pin, trigger, dispenser bar, piston, check valve, cylinder, octagonal yellow auxiliary cam, and spring		1





DripCut® Servers With Plastic Jars, Plastic Tops, and Chrome Tops

- Polyethylene jar
- See Buffet section pages 187-188 for additional sizes



ITEM #	CAPACITY: OZ (ML)	DIMENSIONS (W X D X H): IN (CM)	CAP COLORS AVAILABLE	CASE LOT
DRIPCUT SERVERS WITH PLASTIC JARS AND PLASTIC TOPS				
632-TT	32 (.95)	4 ¹ / ₁₆ x 2 ³ / ₄ x 6 ⁷ / ₁₆ (10.3 X 7 X 16.4)	01, 02, 05, 18	6
4748-TT	48 (1.42)	5 x 2 ³ / ₄ x 7 ¹ / ₄ (12.7 X 7 X 18.4)	01, 02, 05, 06*, 18	6
4864-TT	64 (1.89)	5 ³ / ₈ x 2 ⁵ / ₈ x 8 ¹ / ₂ (13.7 X 6.7 X 21.6)	05, 18	6
DRIPCUT SERVERS WITH PLASTIC JARS AND CHROME-PLATED TOPS				
2748	48 (1.42)	5 x 2 ³ / ₄ x 7 ¹ / ₄ (12.7 X 7 X 18.4)	—	6
4064	64 (1.89)	5 ³ / ₈ x 2 ⁵ / ₈ x 8 ¹ / ₂ (13.7 X 6.7 X 21.6)	—	6

To specify cap color when ordering your DripCut server, add 2-digit color code suffix (TT). *4748-06 has a minimum order of 480 pieces



Flat-Bottom Steak Weights

- Stainless steel with removable silicone handle



ITEM #	DESCRIPTION	DIMENSIONS (L X W): IN (CM)	COLOR	CASE LOT
50661	1.6# NSF-certified	9 x 4 ³ / ₄ (22.9 x 12.1)	Red	12
50665	1.6#	9 x 4 ³ / ₄ (22.9 x 12.1)	Yellow	12
50662	2.5# NSF-certified	9 x 4 ³ / ₄ (22.9 x 12.1)	Red	12
50663*	Yellow replacement sleeve	—	Yellow	3
50664*	Red replacement sleeve	—	Red	3

*Sold in case lots only



Meat Tenderizer

- Aluminum mallet



ITEM #	OVERALL LENGTH: IN (CM)	MALLET SIZE: (W X H): IN (CM)	CASE LOT
47712	13 (33)	3 x 2 ⁵ / ₁₆ (7.6 x 6.7)	12

Grid-Bottom Steak Weights

- Wood handle



ITEM #	DESCRIPTION	DIMENSIONS (L X W): IN (CM)	CASE LOT
47708	2 ¹ / ₂ lbs (1.13 kg) stamped, chrome-plated steel	9 x 4 ¹ / ₂ (22.9 x 11.4)	12
47709	1 ¹ / ₄ lbs (.57 kg) cast aluminum	9 x 4 ³ / ₄ (22.9 x 12.1)	12

Griddle Stone System



ITEM #	DESCRIPTION	DIMENSIONS (L X W X H): IN (CM)	CASE LOT
47710	Stone only	4 x 3 ¹ / ₂ x 8 (10.2 x 8.9 x 20.3)	12
47711	Aluminum handle only – fits 47710 stone		6

Milk Stirrer/Masher



ITEM #	HANDLE LENGTH: IN (CM)	BLADE DIAMETER: IN (CM)	HOLE DIAMETER: IN (CM)	CASE LOT
92320	26 (66)	5 (12.7)	1 ¹ / ₁₆ (2.7)	6



Egg Slicer

- Aluminum with 10 wires



ITEM #	DIAMETER: IN (CM)	CASE LOT
47040	4 ¹ / ₂ (11.4)	12



Stainless Skewers



ITEM #	LENGTH: IN (CM)	CASE LOT
47173	10 (25.4)	36
47174	12 (30.5)	36

French Fry Prep Items



ITEM #	DESCRIPTION	HANDLE	DIMENSIONS (L X W X H): IN (CM)	CASE LOT
3672	FryBagger™ scoop	Dual	9 x 8 x 2 (22.9 x 20.3 x 5.1)	6
3670	FryBagger™ scoop	Right	9 x 8 x 2 (22.9 x 20.3 x 5.1)	6
3673	Curly fry bagger	Dual	9 x 8 x 2 (22.9 x 20.3 x 5.1)	6
3681*	Stainless steel rack	—	18 x 10 x 2½ (45.7 x 25.4 x 6.4)	1

*Not NSF® certified



Food Preparation Brushes

- Boar bristle



ITEM #	DESCRIPTION	DIMENSIONS (W X L): IN (CM)	CASE LOT
458	Flat boar bristle pastry brush	1½ x 8¼ (3.8 x 21)	12
461	Flat boar bristle pastry brush	2 x 9 (5.1 x 22.9)	12
463	Flat boar bristle pastry brush	3 x 9¼ (7.6 x 23.5)	12
457-0	Round boar bristle pastry brush	1 x 12 (2.5 x 30.5)	12

Stainless Steel Funnels

- Hanging ring



ITEM #	CAPACITY: OZ (ML)	TOP DIAMETER: IN (CM)	HEIGHT: IN (CM)	VENT (L X DIA*): IN (CM)	CASE LOT
84740	6¾ (188.5)	4½ (10.5)	4¾ (11.1)	1½ x ¾ (3.8 x 1.6)	6
84750	13 (384.5)	5 (12.7)	5¾ (13.7)	1½ x ¾ (3.8 x 1.6)	6
84760	22¼ (658)	6 (15.2)	6¾ (16.2)	1½ x ¾ (3.8 x 1.6)	6
84770	32 (946.4)	6¾ (17.1)	7¼ (18.4)	2½ x 1 (6.4 x 2.5)	6
84780	64 (1892.7)	8¾ (21.3)	8¾ (22.2)	2½ x 1 (6.4 x 2.5)	6

* Outer vent diameter

Check Holders



ITEM #	LENGTH: IN (CM)	CASE LOT
2518	18 (45.7)	2
2524	24 (61)	2
2536	36 (91.4)	2
2548	48 (121.9)	2



Rocker Knife

- Stainless steel



ITEM #	LENGTH (W X D): IN (CM)	CASE LOT
68720	20 x 4 (51 x 10)	2

Cheese Cutter



ITEM #	WIDTH: IN (CM)	CASE LOT
47700	5 (12.7)	12

DripCut® Grater

- Stainless steel



ITEM #	DIMENSIONS (H X W X D): IN (CM)	CASE LOT
SG-200	9 x 4 x 4 (22.9 x 10.2 x 10.2)	6



Stainless Steel Food Containers

- 300 series stainless steel



ITEM #	CAPACITY: QT (L)	TOP DIAMETER: IN (CM)	DEPTH: IN (CM)	CASE LOT
72120	12 (11.4)	16½ (41.9)	5½ (13)	3
72240	24 (22.7)	21¾ (55.2)	6½ (15.5)	3



Covered Ice Cream or Tote Pail

- 22-gauge, 300 series stainless steel
- Seamless for easy cleaning



ITEM #	DESCRIPTION	CAPACITY: QT (L)	TOP (DIA. X H): IN (CM)	CASE LOT
59200	Covered ice cream tote or pail	20 (18.9)	9 ⁷ / ₃₂ x 16 ¹³ / ₁₆ (24.2 x 42.7)	1
59202	Extra cover for tote pail	—	—	1



Tapered Dairy or Utility Pails

- 300 series stainless steel



ITEM #	DESCRIPTION	CAPACITY: QT (L)	TOP (DIA. X H): IN (CM)	GAUGE	CASE LOT
TAPERED DAIRY PAILS					
58130	Tapered dairy pail	12½ (11.8)	12 x 10 (30.5 x 25.4)	18	3
58160	Tapered dairy pail	14¾ (13.9)	12 x 10½ (30.5 x 25.7)	18	3
58161*	Tapered dairy pail	14¾ (13.9)	12 x 10½ (30.5 x 25.7)	18	3
58200	Tapered dairy pail	23 (21.8)	14 ⁷ / ₈ x 11 ⁷ / ₈ (37.8 x 30.2)	18	3
UTILITY PAILS					
59120	Tapered utility pail	13 (12.3)	11 ³ / ₈ x 9 ³ / ₈ (28.9 x 23.8)	20	3
59150	Tapered utility pail	16 (15.1)	11 ⁷ / ₈ x 9¾ (30.2 x 25.8)	20	3
HOOK-ON PAIL COVER					
58030	Pail cover for 58161, 58130, 58160			16	3

*With side tilting handle



Traex® Safety Mate™ Insta Chill® Food Coolers

- BPA-free



ITEM #	DESCRIPTION	CAPACITY: QT (L)	DIMENSIONS (H X DIA): IN (CM)	CASE LOT
7024	Insta Chill	4.2 (4)	23½ x 4 (59.7 x 10.2)	1
7022	Insta Chill	2.1 (2)	15½ x 4 (39.4 x 10.2)	1
7023	Replacement tethered cap	—	—	4



Safety Mate Ice Porter® and Dolly

- BPA-free



ITEM #	DESCRIPTION	CAPACITY: GAL (L)	DIMENSIONS: IN (CM)	CASE LOT
7001*	Ice porter	5.75 (21.8)	18 H x 8½ D (68.1 x 32.2)	1
7004	Ice porter lid	—	10 W x 8¾ D x 2 H (37.9 x 33.1 x 7.6)	1
7003	Hanging bracket only	—	—	1
1697*	Dolly base	—	21 W x 21 D (79.5 x 79.5)	1
1698	Dolly handle	—	30 H x 20½ D (113.6 x 77.6)	1

*Made in the USA





Traex® Color•Mate™ Food Storage Boxes

- Ideal system for maximizing an HACCP program
- Affordable and sanitary
- Freezer safe
- Snap-on-lid provides 46% increased capacity
- High-density polyethylene
- Temperature range: -30°F to 180°F (-34°C to 82°C)



ITEM #	PURPLE ITEM #	DESCRIPTION	DIMENSIONS (W X D X H): IN (CM)	CASE LOT
FOOD BOXES AND COVER				
1521-CXX	1521-C80	5" food box	20 x 15 x 5 (50.8 x 38.1 x 12.7)	6
1527-CXX	1527-C80	7" food box	20 x 15 x 7 (50.8 x 38.1 x 17.8)	6
1511-CXX	1511-C80	5" perforated drain box	20 x 15 x 5 (50.8 x 38.1 x 12.7)	6
1517-CXX	–	7" perforated drain box	20 x 15 x 7 (50.8 x 38.1 x 17.8)	6
1522-CXX*	1522-C80	Cover, recessed	21 x 16 x 1 (53.3 x 40.6 x 2.5)	6
1500-CXX	1500-C80	Snap-on lid	22½ x 15½ x 2½ (57.2 x 39.7 x 6.4)	6
1521B-CXX	1521B-C80	5" color food storage box, bulk packed	20 x 15 x 5 (50.8 x 38.1 x 12.7)	150
1527B-CXX	1527B-C80	7" color food storage box, bulk packed	20 x 15 x 7 (50.8 x 38.1 x 17.8)	150
COMBO DRAIN AND BOX SETS				
1551-CXX	–	Combo set includes 5" drain, 5" storage box, snap-on lid	22½ x 15½ x 7½ (57.2 x 39.7 x 19.1)	1
1535-CXX*	1535-C80	Combo set includes 5" drain, 7" storage box, snap-on lid	22½ x 15½ x 9½ (57.2 x 39.7 x 24.1)	1
1535BRS6-CXX*	1535BRS6-C80	Bulk combo set includes 7" box, 5" drain, snap lid, POP sticker	22 x 15½ x 9 (50.8 x 39.4 x 22.9)	30
1501-CXX*	–	Combo set includes 5" drain, 5" storage box, standard lid	20 x 15 x 6 (50.8 x 38.1 x 15.2)	1
1505-CXX*	–	Combo set includes 5" drain, 7" storage box, standard lid	20 x 15 x 8 (50.8 x 38.1 x 20.3)	1
1507-CXX*	–	Combo set includes 7" drain, 7" storage box, standard lid	20 x 15 x 8 (50.8 x 38.1 x 20.3)	1

Select color by adding color suffix (XX) at end of product (red 02, blue 04, white 05, yellow 08, clear 13, green 19)
 * Not available in clear



Color coding is a convenient and easy way to control food contact and cross-contamination. Ideal for HACCP programs.

 RAW MEATS	 SEAFOOD	 DAIRY	 POULTRY		 PRODUCE	 ALLERGEN
02 Red	04 Blue	05 White	08 Yellow	13 Clear	19 Green	C80 Purple

Sanitary Drain Box

ITEM #	DESCRIPTION	CASE LOT
52618	Complete set drain box kit – transparent, 1 each, 52616, 52657, 52422	1
52616	Perforated drain box only – transparent, 20" x 15" x 5" (50.8 x 38.1 x 12.7 cm)	6








Buffet & Tabletop Service

If you believe that we eat with our eyes first, then feast your eyes on Vollrath's tabletop and buffet service line. From casual continental breakfasts to elegant holiday brunches, this collection combines stunning aesthetics with superior functionality to ensure that every meal you serve looks beautiful and tastes fresh.




Display Service




Buffet Service



Serving Essentials



Beverage Essentials




Tabletop Essentials



Trays & Signage

How To Shop



Display Service

Designed to look and function great, our display cookware moves from kitchen to buffet line with ease and gives your customers the impression of home-cooked goods.

PAGES 146-160

Buffet Service

Our buffet items marry functional design features with elegant styling. Enhance your presentation and rest assured you've chosen durable products.

PAGES 161-171

Serving Essentials

Transform any table into a serving line with stainless steel serving trays and bowls designed to hold everything from hors d'oeuvres to sandwiches and salads.

PAGES 172-176



MINI SERVING VESSELS
PAGES 146-149



BUFFET & CARVING STATIONS
PAGE 161



SERVING TRAYS
PAGES 172-173



CUBIC MODULAR DISPLAY SYSTEM
PAGES 150-151



BREATH GUARDS
PAGE 161



ELEVATION STANDS & BUFFET RISERS
PAGE 173



MIRAMAR® DISPLAY COOKWARE
PAGES 152-160



INDUCTION CHAFERS
PAGES 162-163



SERVING BOWLS
PAGES 174-175



TRADITIONAL CHAFERS
PAGES 164-168



PLATE COVERS
PAGE 176



CHAFER ACCESSORIES
PAGES 168-169



BUFFETWARE
PAGES 170-171



Beverage and Tabletop Service

Keep the glasses full and your customers happy with our complete line of bar and wine service items.

PAGES 177-186



BAR SERVICE
PAGES 177-179



WINE SERVICE
PAGES 180-181



PITCHERS & CREAMERS
PAGES 182-185



BOWLS & RAMEKINS
PAGE 185



FLATWARE
PAGE 186

Tabletop Essentials

Bring durability, beauty and convenience to every table with our extensive selection of tabletop essentials and accessories.

PAGES 187-190



SHAKERS & CADDIES
PAGES 187-188



CONDIMENT JARS & SERVERS
PAGE 188



SPECIALTY SERVICE ITEMS
PAGE 189



MISCELLANEOUS SERVICE ITEMS
PAGE 190

Trays & Signage

Keep service moving quickly and smoothly in your cafeteria setting with our durable trays. Then add navigational signs to your restrooms, exits and more.

PAGES 191-193



SERVING TRAYS
PAGE 191



FAST FOOD COMPARTMENT TRAYS
PAGE 192



SYMBOL SIGNS
PAGE 193



Mini Serving Vessels

- Vollrath mini serving vessels provide a fun, whimsical presentation of individual servings, appetizers, sides, and desserts
- An elegant way to control portion sizes
- Enhances plated entrées
- Keeps long buffet lines moving by providing a pre-portioned, “grab and go” serving size for customers
- More sanitary than other buffet setups, as customers touch only their vessel



Cast-Iron Mini Cookware

ITEM #	DESCRIPTION	CAPACITY: OZ (ML)	TOP DIAMETER: IN (CM)	DIMENSIONS (L X W X H): IN (CM)	CASE LOT
CAST-IRON MINI FRY PANS					
59735	Mini fry pan	4.8 (143)	4½ (11.4)	—	1
59736	Mini fry pan	7.8 (250)	5¾ (14.5)	—	1
59737	Mini deep fry pan	13.5 (398)	6 (15.2)	—	1
59738	Mini square fry pan	14.9 (441)	—	5¼ (13.5) Square	1
59739	Mini rectangular fry pan	7.3 (216)	—	4 x 5 (10.2 x 12.7) Rectangle	1
CAST-IRON CASSEROLE AND OVAL PANS					
59740	Mini round casserole with lid	8.9 (264)	3½ x 2 (9.2 x 5.1)	—	1
59742	High round casserole with lid	26.4 (782)	5¼ x 2¾ (13.2 x 2.5)	—	1
59741	Mini oval pan with lid	3.3 (98)	—	4½ x 3¼ x 1 (11.6 x 8.2 x 2.5)	1
59743	Oval casserole	25.4 (750)	—	8 x 6 x 1¾ (20.6 x 15.3 x 4.3)	1
REPLACEMENT LIDS FOR CAST-IRON COOKWARE					
59740-1	Replacement lid for 59740 mini round casserole	—	5 (13)	—	6
59742-1	Replacement lid for 59742 high round casserole	—	5½ (14.3)	—	6
59741-1	Replacement lid for 59741 mini oval pan	—	—	5 x 3 (12.5 x 8.2)	6
59744-1	Replacement lid for 59744 high mini oval pan	—	—	5 x 3¾ (12.8 x 9.4)	6



Stainless Steel Mini Cookware



ITEM #	DESCRIPTION	CAPACITY: OZ (ML)	DIMENSIONS (DIA X H): IN (CM)	CASE LOT
FRY PANS				
59759	Mini fry pan	8.0 (238)	4 x 1½ (10.2 x 3.3)	12
59760	Mini fry pan	10.7 (315)	4½ x 1½ (11.4 x 3.5)	12
59761	Mini fry pan	12.7 (376)	5 x 1½ (12.5 x 3.3)	12
59762	Mini fry pan	15.1 (446)	5½ x 1½ (14 x 3.5)	12
CASSEROLES				
59771	Mini round casserole with lid – 3.25"	7.5 (223)	3¼ x 1¾ (8.3 x 4.5)	6
59772	Mini round casserole with lid – 3.6"	10.3 (303)	3½ x 2½ (9.2 x 6)	6
59773	Mini round casserole with lid – 4.3"	18.2 (539)	4½ x 2½ (11 x 6.1)	6
REPLACEMENT LIDS				
59771-1	Lid with knob for 59771 mini casserole	–	3½ (8.8) dia	24
59772-1	Lid with knob for 59772 mini casserole	–	4 (9.7) dia	24
59773-1	Lid with knob for 59773 mini casserole	–	4½ (11.7) dia	24
SAUCE PANS				
59775	Mini sauce pan	10.4 (308)	3½ x 2 (9.2 x 5)	6
59776	Mini sauce pan – shallow	8.9 (264)	4¼ x 1¾ (11 x 3.6)	6
59777	Mini sauce pan	2 (58)	2 x 1 (5.2 x 3)	12
59778	Mini sauce pan	5.1 (151)	2¼ x 1¾ (7 x 4.5)	12
59779	Mini sauce pan	18.6 (550)	4½ x 2½ (11.3 x 6)	6
ROASTING PANS				
			DIMENSIONS (L X W X H): IN (CM)	
59767	Mini roasting pan – square	15.5 (459)	4½ x 4½ x 2 (11.5 x 11.5 x 4.7)	12
59768	Mini roasting pan – square	28.2 (833)	5½ x 5½ x 2 (13.7 x 13.7 x 5.5)	12
59769	Mini roasting pan – rectangular	11 (325)	4¾ x 3¾ x 1½ (12.4 x 8.4 x 4)	6
59770	Mini roasting pan – rectangular	17.5 (517)	5¾ x 3¾ x 2 (14.5 x 9.7 x 4.6)	6

Stainless Steel Mini Buckets



ITEM #	DESCRIPTION	STYLE	CAPACITY: OZ (ML)	DIMENSIONS (DIA X H): IN (CM)	CASE LOT
59782	Mini bucket with base	Hammered	29.9 (885)	5 x 5 (12.8 x 12.8)	12
59783	Mini bucket with base	Hammered	11.6 (343)	3½ x 3½ (9.2 x 9.2)	12
59784	Mini bucket with base	Plain	29.3 (865)	5 x 5 (12.8 x 12.8)	12
59785	Mini bucket with base	Plain	11.8 (349)	3½ x 3½ (9.2 x 9.2)	12
59786	Mini bucket	Plain	6.1 (181)	3 x 3 (7.6 x 7.6)	12



Stainless Steel French Fry Cup

ITEM #	DESCRIPTION	STYLE	CAPACITY: OZ (ML)	DIMENSIONS (DIA X H): IN (CM)	DIMENSIONS: (L X W X H): IN (CM)	CASE LOT
59753	French fry cup – small	Hammered, straight	13.2 (390.3)	3 x 3 (8.6 x 8.6)	–	12
59754	French fry cup – small	Satin, straight	13.3 (393.3)	3¼ x 3¼ (8.6 x 8.8)	–	6
59755	French fry cup – large	Hammered, angled	9.1 (269.1)	3¾ x 4¾ (9.4 x 10.9)	–	12
59756	French fry cup – large	Satin, angled	9.5 (280.9)	3¾ x 4¾ (9.4 x 10.9)	–	12



Stainless Steel Taco Tray

ITEM #	DESCRIPTION	DIMENSIONS (L X W X H): IN (CM)	CASE LOT
59787	Taco tray – ½ compartment	5½ x 4 x 2 (13.8 x 10 x 5.1)	12
59788	Taco tray – ⅔ compartment	8½ x 4 x 2 (20.7 x 10 x 5.1)	12
59789	Taco tray – ¾ compartment	14 x 4 x 2 (35 x 10 x 5.1)	12

Stainless Steel Mini Waste Cans



ITEM #	DESCRIPTION	STYLE	CAPACITY: OZ (ML)	DIMENSIONS (DIA X H): IN (CM)	CASE LOT
59780	Mini waste can	Swing top	37.9 (1122)	4½ x 6 (11.8 x 15.5)	1
59781	Mini waste can	Swing top	66.1 (1953)	4½ x 9 (11.8 x 23)	1

Stainless Steel Mini Woks



ITEM #	DESCRIPTION	CAPACITY: OZ (ML)	DIMENSIONS (DIA X H): IN (CM)	CASE LOT
59792	Mini wok	4.3 (128)	3½ x 1½ (9.3 x 3)	12
59794	Mini wok	8 (237)	4¾ x 1¾ (12 x 3.4)	12
59795	Mini wok	10 (296)	5 x 1½ (12.8 x 3.6)	12



Stainless Steel Balti Dishes

ITEM #	DESCRIPTION	CAPACITY: OZ (ML)	DIMENSIONS (DIA X H): IN (CM)	CASE LOT
59745	Balti dish	20 (591.5)	5¼ x 2 (13.2 x 5.3)	6
59746	Balti dish	31 (916.8)	6 x 2¼ (15.4 x 5.6)	6
59747	Balti dish	41 (1212.5)	6¾ x 2½ (17 x 6.4)	6
59748	Balti dish – shallow	9 (266.2)	4 x 1½ (10.5 x 3.6)	12
59749	Balti dish – shallow	18 (532.3)	5¾ x 1½ (14.5 x 4.1)	12
59750	Balti dish – shallow	31 (916.8)	6½ x 2 (16.5 x 5.2)	12
59751	Balti dish – shallow	40 (1182.9)	7 x 2½ (17.8 x 6)	12
59752	Balti dish – shallow	65 (1922.3)	8¼ x 2¾ (20.8 x 7)	6



Stainless Steel Milk Can

ITEM #	DESCRIPTION	CAPACITY: OZ (ML)	DIMENSIONS (DIA X H): IN (CM)	CASE LOT
59763	Mini milk can	3.1 (91.7)	2 x 2 (4.8 x 5.2)	12
59764	Mini milk can	4.9 (144.9)	2 x 3 (5 x 8)	12
59765	Mini milk can	16.3 (482)	3 x 4 (8 x 10)	12

Stainless Steel Specialty Items



ITEM #	DESCRIPTION	FINISH	CAPACITY: OZ (ML)	DIMENSIONS (L X W X H): IN (CM)	CASE LOT
59791	Mini round ruffled edge dish	Mirror	5.6 (166)	3 ⁹ / ₁₀ x 1½ (9.8 x 3.8)	12
59796	Mini round ribbed dish	Mirror	2.9 (85)	3 ¹ / ₁₀ x ¾ (7.9 x 2)	12
59798	Mini inset	Satin	4.7 (139)	2 ³ / ₈ x 2½ (6.5 x 6.5)	12
59790	Serving tray	Satin	–	11½ x 4 x ¼ (29 x 10.2 x 0.4)	1



Cubic Modular Display System

- Height options maximize the serving area
- Lightweight and portable
- Black components enhance all decors
- Melamine bowls available in multiple colors
- Quick assembly
- Stackability provides easy storage
- Accommodates standard-size pans where applicable



Cubic Cutting Board & Tables



V904850

ITEM #	DESCRIPTION	DIMENSIONS (L X W X H): IN (CM)	CASE LOT
V904820	Medium-height table with small cutting board*	12 3/4 x 8 5/8 x 6 1/2 (32.5 x 22 x 16.5)	1
V904850	Short-height table with full-size cutting board*	20 7/8 x 12 3/4 x 4 1/16 (53 x 32.5 x 12)	1
V904809	Replacement full-size hardwood cutting board	19 9/16 x 11 1/2 x 7/8 (49.7 x 29.2 x 2.2)	1

*Cutting board included with each table

Cubic Support Cubes & Lids



V904600

ITEM #	DESCRIPTION	DIMENSIONS (L X W X H) IN (CM)	CASE LOT
V904600	Black stackable support cube with lid	9 1/16 x 9 1/16 x 6 1/2 (23 x 23 x 16.5)	1


Cubic Shelves & Crossbars



V904975



V904937



V904650

V904680

V904610

ITEM #	DESCRIPTION	COLOR	DIMENSIONS (L X W X H): IN (CM)	CASE LOT
V904610	Narrow long shelf	Black	39 3/8 x 7 x 9/16 (100 x 18 x 1.5)	1
V904650	Narrow short shelf	Black	19 1/16 x 7 x 9/16 (50 x 18 x 1.5)	1
V904652	Wide short shelf	Black	19 1/16 x 13 3/4 x 9/16 (50 x 35 x 1.5)	1
V904680	Narrow medium shelf	Black	31 1/2 x 7 x 9/16 (80 x 18 x 1.5)	1
V904682	Wide medium shelf	Black	31 1/2 x 13 3/4 x 9/16 (80 x 35 x 1.5)	1
V904937	Display template for 4 bowls*	Black	19 1/16 x 14 3/4 x 9/16 (50 x 37.5 x 1.5)	1
V904950	Short crossbar	Black	19 1/16 x 4 7/8 x 3/4 (50 x 12.4 x 2)	1
V904975	Display template for 6 bowls*	Black	19 9/16 x 29 1/2 x 9/16 (50 x 75 x 1.5)	1
V904980	Medium crossbar	Black	31 1/2 x 4 7/8 x 3/4 (80 x 12.4 x 2)	1
V904990	Long crossbar	Black	39 3/8 x 4 7/8 x 3/4 (100 x 12.4 x 2)	1

*Designed to accommodate medium-size square melamine bowls (Item V22202 – any color)



Cubic Platter & Wood Base



ITEM #	DESCRIPTION	COLOR	DIMENSIONS (L X W X H): IN (CM)	CASE LOT
V904200	Full-size wood base	Black	22 7/16 x 14 9/16 x 5 1/16 (57 x 37 x 14.5)	1
V904300	Full-size acrylic roll-top lid	—	22 7/16 x 14 9/16 x 6 7/8 (57 x 37 x 17.5)	1
V904500	Cold pack**	—	18 1/16 x 10 7/8 x 1 3/16 (47.5 x 27.7 x 3)	1
V22161	Melamine slate/granite display platter	—	20 7/8 x 12 3/4 (53 x 32.5)	3

**V904500 (cold pack) needs to be used with the 30012 pan

Cooling Plates



ITEM #	DESCRIPTION	DIMENSIONS (L X W X H): IN (CM)	CASE LOT
V903001	Full-size stainless steel cooling plate	20 7/8 x 12 3/4 (53 x 32.5)	1
V903002	Half-size stainless steel cooling plate	12 3/4 x 10 7/16 (32.5 x 26.5)	1
V904300	Full-size acrylic roll-top lid	22 7/16 x 14 9/16 x 6 7/8 (57 x 37 x 17.5)	1

Cubic Acrylic Card Holder



ITEM #	DIMENSIONS (W X H): IN (CM)	CASE LOT
V20072	2 5/16 x 2 5/16 (6 x 6)	1

Clear Acrylic Square Bowls



ITEM #	DESCRIPTION	DIMENSIONS (L X W X H): IN (CM)	CAPACITY: QT (L)	CASE LOT
V928000	Large	11 3/16 x 11 3/16 x 4 7/8 (28.5 x 28.5 x 12.4)	4.23 (4)	3
V928001	Small	5 3/4 x 5 3/4 x 2 3/4 (14.7 x 14.7 x 7)	0.63 (0.6)	6

Square Melamine Bowls



WHITE ITEM #	BLACK ITEM #	BLUE ITEM #	RED ITEM #	DESCRIPTION	DIMENSIONS (L X W X H): IN (CM)	CAPACITY: QT (L)	CASE LOT
V22211	—	—	—	XXS bowl	2 3/4 x 2 3/4 x 1 5/8 (7 x 7 x 4.2)	1/8 (0.09)	24
V22200	V2220020	V2220030	V2220040	XS bowl	3 1/2 x 3 1/2 x 2 1/2 (9 x 9 x 5.5)	1/8 (0.15)	12
V22201	—	—	—	Small bowl	5 1/8 x 5 1/8 x 2 3/4 (13 x 13 x 7)	5/8 (0.6)	6
V22202	V2220220	V2220230	V2220240	Medium bowl*	7 1/16 x 7 1/16 x 3 3/16 (18 x 18 x 8.5)	1 1/16 (1.5)	6
V22203	V2220320	V2220330	V2220340	Large bowl	9 1/2 x 9 1/2 x 3 15/16 (24 x 24 x 10)	3 3/16 (3)	3
V22204	—	—	—	XL bowl	11 13/16 x 11 13/16 x 4 1/2 (30 x 30 x 11.5)	6 5/8 (6.26)	3

*Medium bowl fits into cubic display templates



LEARN MORE ON CUBIC DISPLAY SET

V904333





Miramar[®] Display Cookware

- Extremely durable – thick 3-ply construction provides induction compatibility and will last a lifetime
- Cookware items have satin finish interior and exterior with mirror finish handles
- Au Gratins, Food Pans, and French Oven have full mirror finish
- Unique handle design allows for easy removal from templates
- Handle design serves as a convenient cover rest on Casseroles, Sauté Pan, and French Omelet Pan
- Use in any typical display areas — heated shelves, steam table with templates, and induction ranges— but with quality seen only in commercial cookware



Miramar[®] Casseroles



ITEM #	DESCRIPTION	CAPACITY: QT (L)	DIMENSIONS (DIA X H): IN (CM)	CASE LOT
49410	with low dome cover	3 (2.9)	7 ⁷ / ₈ x 3 ³ / ₄ (20 x 9.5)	1
49411	with low dome cover	5 (4.8)	9 ¹ / ₂ x 4 ⁷ / ₁₆ (24.1 x 11.3)	1
49441	with low dome cover	7 (6.6)	10 ⁹ / ₁₆ x 5 ⁷ / ₁₆ (26.2 x 13.8)	1

Miramar[®] Oval Au Gratins



ITEM #	CAPACITY: QT (L)	DIMENSIONS (L X W X H): IN (CM)	COVER	CASE LOT
49420	1 ¹³ / ₁₆ (1.7)	10 x 7 ¹ / ₂ 2 ¹ / ₁₆ (25.4 x 19.1 x 5.2)	49420C	1
49412	2 ⁵ / ₈ (2.5)	12 x 8 ¹ / ₂ x 2 (30.5 x 21.6 x 5.1)	49412C	1
49452	5.1 (4.9)	12 x 8 ¹ / ₂ x 4 (30.5 x 21.6 x 10.2)	49412C	1
49442	3 ³ / ₄ (3.5)	16 x 9 x 2 (40.6 x 22.9 x 5.1)	49442C	1
49445	7 ⁷ / ₁₆ (6.9)	16 x 9 x 4 (40.6 x 22.9 x 10.2)	49442C	1

Note: Cover sold separately

Miramar[®] Sauté Pans



ITEM #	DESCRIPTION	CAPACITY: QT (L)	DIMENSIONS (DIA X H): IN (CM)	CASE LOT
49416	8"	1 ¹ / ₄ (1.2)	8 x 2 (20.3 x 5.1)	1
49413	10" with helper handle	2 ¹ / ₄ (2.1)	10 ¹ / ₄ x 1 ¹ / ₈ (26 x 4.8)	1

Miramar[®] French Omelet Pans



ITEM #	DESCRIPTION	CAPACITY: QT (L)	DIMENSIONS (DIA X H): IN (CM)	CASE LOT
49417	8"	1 ¹ / ₄ (1.7)	8 x 2 ³ / ₈ (20.3 x 6)	1
49424	10"	3 ¹ / ₁₆ (2.9)	10 ¹ / ₄ x 2 ³ / ₈ (26 x 6)	1



Miramar® Stir Fry Cookware



ITEM #	DESCRIPTION	CAPACITY: QT (L)	DIMENSIONS (DIA X H): IN (CM)	CASE LOT
49418	12" with helper handle	5 ³ / ₁₆ (4.9)	11 ⁷ / ₈ x 3 ¹ / ₁₆ (30.2 x 9.4)	1
49428	13" with two side handles	6 ⁵ / ₁₆ (6)	12 ⁵ / ₈ x 3 ³ / ₈ (32.1 x 9.2)	1

Miramar® Brazier Pan



ITEM #	DESCRIPTION	CAPACITY: QT (L)	DIMENSIONS (DIA X H): IN (CM)	CASE LOT
49425	12"	6 ⁵ / ₁₆ (6)	11 ¹ / ₁₆ x 3 ¹ / ₂ (30 x 8.9)	1

Miramar® Sauce Pans



ITEM #	DESCRIPTION	CAPACITY: QT (L)	DIMENSIONS (DIA X H): IN (CM)	CASE LOT
49430	1 qt with helper handle	1 (0.9)	5 ¹ / ₂ x 2 ¹ / ₁₆ (14 x 6.8)	1
49414	2 qt with helper handle	2 (1.9)	6 ¹ / ₄ x 3 ³ / ₄ (15.9 x 9.5)	1

Miramar® Food Pans



ITEM #	DESCRIPTION	CAPACITY: QT (L)	DIMENSIONS (L X W X H): IN (CM)	COVER	CASE LOT
49434	Without handles	2.8 (2.6)	11.6 x 9.3 x 2 (29 ¹ / ₂ x 23.6 x 5.1)	49434C	1
49435W	With handles	2.8 (2.6)	11.6 x 9.3 x 2 (29 ¹ / ₂ x 23.6 x 5.1)	49434C	1
49432	Without handles	4.6 (4.4)	14.7 x 11.8 x 2 (37.3 x 30 x 5.1)	49432C	1
49433W	With handles	4.6 (4.4)	14.7 x 11.8 x 2 (37.3 x 30 x 5.1)	49432C	1


Note: Cover sold separately

Miramar® French Oven



ITEM #	DESCRIPTION	CAPACITY: QT (L)	DIMENSIONS (L X W X H): IN (CM)	CASE LOT
49431	7 qt with cover	7 (6.6)	14.3 x 11.1 x 3.8 (36.3 x 28.2 x 9.7)	1

Miramar® Dome Covers



ITEM #	DESCRIPTION	DIMENSIONS (DIA X H): IN (CM)	CASE LOT
49429	High dome cover 13" fits 49428	14 x 4 ¹ / ₄ (35.6 x 12)	1
49426	High dome cover 12" fits 49418 and 49425	12 ³ / ₄ x 4 (32.4 x 10.2)	1
49415	Low dome cover fits 49414	6 ⁵ / ₁₆ x 2 (16.8 x 5.1)	1
49427	Low dome cover fits 49430	5 ⁷ / ₈ x 2 (14.9 x 5.1)	1
49419	Low dome cover 8" fits 49416 and 49417	8 x 2 (20.3 x 5.1)	1
49423	Low dome cover 10" fits 49413 and 49424	10 ³ / ₄ x 2 (27.3 x 5.1)	1



Miramar® Cookware Single-Size Templates

Overall Dimensions 21 1/8" x 12 3/4" (53.6 x 32.4 cm)

	ITEM #	COLOR	CUT-OUT DESCRIPTION	ACCOMMODATES	CASE LOT
	8242014*	■	One large and one small round, stainless steel plain	(1) 49411 and (1) 49410	1
	8242016	■	One large and one small round, stainless steel satin edge	(1) 49411 and (1) 49410	1
	8242020	■	One large and one small round, white stone	(1) 49411 and (1) 49410	1
	8242114	■	One large round, stainless steel plain	(1) 49424	1
	8242116	■	One large round, stainless steel satin edge	(1) 49424	1
	8242120	■	One large round, white stone	(1) 49424	1
	8242214	■	Two small round, stainless steel plain	(2) 49430	1
	8242216	■	Two small round, stainless steel satin edge	(2) 49430	1
	8242314	■	One large oval, stainless steel plain	(1) 49412 or 49452	1
	8242316	■	One large oval, stainless steel satin edge	(1) 49412 or 49452	1
	8242320	■	One large oval, white stone	(1) 49412 or 49452	1
	8242414	■	One large and one small round, stainless steel plain	(1) 49430 and (1) 49424	1
	8242416	■	One large and one small round, stainless steel satin edge	(1) 49430 and (1) 49424	1
	8242514*	■	Two large rounds, stainless steel plain	(2) 49411	1
	8242516	■	Two large rounds, stainless steel satin edge	(2) 49411	1

*In stock. For all other templates, please allow 3 weeks for production.

	ITEM #	COLOR	CUT-OUT DESCRIPTION	ACCOMMODATES	CASE LOT
	8243414	■	One large and one small round, stainless steel	(1) 49441 and (1) 49414	1
	8243416	■	One large and one small round, stainless steel satin edge	(1) 49441 and (1) 49414	1
	8243420	■	One large and one small round, white stone	(1) 49441 and (1) 49414	1
	8243418	■	One large and one small round, solid black	(1) 49441 and (1) 49414	1
	8243424	■	One large and one small round, gray granite	(1) 49441 and (1) 49414	1
	8243514	■	One large round, stainless steel	(1) 49441	1
	8243516	■	One large round, stainless steel satin edge	(1) 49441	1
	8243510	■	One large round, night sky	(1) 49441	1
	8243520	■	One large round, white stone	(1) 49441	1
	8243518	■	One large round, solid black	(1) 49441	1
	8243524	■	One large round, gray granite	(1) 49441	1
	8243614	■	One large oval, stainless steel	(1) 49442 or (1) 49445	1
	8243616	■	One large oval, stainless steel satin edge	(1) 49442 or (1) 49445	1
	8243620	■	One large oval, white stone	(1) 49442 or (1) 49445	1
	8243618	■	One large oval, solid black	(1) 49442 or (1) 49445	1
	8243624	■	One large oval, gray granite	(1) 49442 or (1) 49445	1
	8242614*	■	One large round, stainless steel plain	(1) 49418	1
	8242616	■	One large round, stainless steel satin edge	(1) 49418	1
	8242620	■	One large round, white stone	(1) 49418	1
	8242714*	■	One French oven pan, stainless steel plain	(1) 49431	1
	8242716	■	One French oven pan, stainless steel satin edge	(1) 49431	1
	8242710	■	One French oven pan, night sky	(1) 49431	1
	8242720	■	One French oven pan, white stone	(1) 49431	1





Miramar® Cookware Single-Size Templates, *continued*

Overall Dimensions 21¹/₈" x 12³/₄" (53.6 x 32.4 cm)

	ITEM #	COLOR	CUT-OUT DESCRIPTION	ACCOMMODATES	CASE LOT
	8242814*	■	One small food pan, stainless steel plain	(1) 49435 or (1) 49434	1
	8242816	■	One small food pan, stainless steel satin edge	(1) 49435 or (1) 49434	1
	8242810	■	One small food pan, night sky	(1) 49435 or (1) 49434	1
	8242820	■	One small food pan, white stone	(1) 49435 or (1) 49434	1
	8242914*	■	One large food pan, stainless steel plain	(1) 49433 or (1) 49432	1
	8242916	■	One large food pan, stainless steel satin edge	(1) 49433 or (1) 49432	1
	8243014*	■	Two small food pans, stainless steel plain	(2) 49435	1
	8243016	■	Two small food pans, stainless steel satin edge	(2) 49435	1
	8243114*	■	One large and one medium oval, stainless steel plain	(1) 49420 and (1) 49412	1
	8243116	■	One large and one medium oval, stainless steel satin edge	(1) 49420 and (1) 49412	1
	8243214*	■	Two medium oval, stainless steel plain	(2) 49420	1
	8243216	■	Two medium oval, stainless steel satin edge	(2) 49420	1
	8243218	■	Two medium oval, solid black	(2) 49420	1
	8243220	■	Two medium oval, white stone	(2) 49420	1
	8243314	■	One large and one medium round, stainless steel plain	(1) 49424 and (1) 49417	1
	8243316	■	One large and one medium round, stainless steel satin edge	(1) 49424 and (1) 49417	1

NOTE: All templates are made to order unless otherwise noted with an asterisk – please allow 3 weeks for production
*In stock. For all other items, please allow 3 weeks for production.



Miramar® Cookware Double-Size Templates

Overall Dimensions 21¹/₈" x 25⁵/₈" (53.6 x 65 cm)

	ITEM #	COLOR	CUT-OUT DESCRIPTION	ACCOMMODATES	CASE LOT
	8250614	■	Three rounds, stainless steel plain	(1) 49410, (1) 49413, and (1) 49411	1
	8250616	■	Three rounds, stainless steel satin edge	(1) 49410, (1) 49413, and (1) 49411	1
	8250714	■	Two large rounds, stainless steel plain	(1) 49425 and (1) 49418	1
	8250716	■	Two large rounds, stainless steel satin edge	(1) 49425 and (1) 49418	1
	8250814	■	One large and one small food pan, stainless steel plain	(1) 49435 and (1) 49433 or (1) 49432	1
	8250816	■	One large and one small food pan, stainless steel satin edge	(1) 49435 and (1) 49433 or (1) 49432	1




Miramar® Contemporary Steam Table Pans & Lids

- High-quality brushed stainless steel pans
- Clear polypropylene lids
- Stackable for storage
- Snap-on lid eliminates the need for plastic wrap



ITEM #	DESCRIPTION	CAPACITY: QT (L)	DIMENSIONS (L X W X H): IN (CM)	CASE LOT	LID ITEM #	CASE LOT
40003	5¾ x 5¾ brushed stainless steel pan	1 (.9)	5¾ x 5¾ x 4¾ (14.6 x 14.6 x 12.1)	1	40030	6
40004	5¾ x 11½ brushed stainless steel pan	2½ (2.4)	5¾ x 11½ x 4¾ (14.6 x 29.2 x 12.1)	1	40040	6
40005	11½ x 9¾ brushed stainless steel pan	4½ (4.3)	11½ x 9¾ x 4¾ (29.2 x 23.5 x 12.1)	1	40050	6
40006	11½ x 19 brushed stainless steel pan	6 (5.7)	11½ x 19 x 3⅝ (29.2 x 48.3 x 7.9)	1	40060	6

NOTE: Lids sold separately.



Miramar® Contemporary Templates

	ITEM #	COLOR	DESCRIPTION	DIMENSIONS (L X W): IN (CM)	CASE LOT
	8240018	Black	Solid black blank thermoset template	12 x 20 (30.5 x 50.8)	1
	8240020	White	White stone blank thermoset template	12 x 20 (30.5 x 50.8)	1
	8240024	Gray	Gray granite blank thermoset template	12 x 20 (30.5 x 50.8)	1
	8240014*	Stainless	Stainless steel plain blank template	12 x 20 (30.5 x 50.8)	1
	8244018	Black	Accommodates 1 each 40006, solid black	12 x 20 (30.5 x 50.8)	1
	8244020	White	Accommodates 1 each 40006, white stone	12 x 20 (30.5 x 50.8)	1
	8244024	Gray	Accommodates 1 each 40006, gray granite	12 x 20 (30.5 x 50.8)	1
	8244014*	Stainless	Accommodates 1 each 40006, stainless steel	12 x 20 (30.5 x 50.8)	1
	8244118	Black	Accommodates 2 each 40005, solid black	12 x 20 (30.5 x 50.8)	1
	8244120	White	Accommodates 2 each 40005, white stone	12 x 20 (30.5 x 50.8)	1
	8244124	Gray	Accommodates 2 each 40005, gray granite	12 x 20 (30.5 x 50.8)	1
	8244114*	Stainless	Accommodates 2 each 40005, stainless steel	12 x 20 (30.5 x 50.8)	1
	8244218	Black	Accommodates 3 each 40004, solid black	12 x 20 (30.5 x 50.8)	1
	8244220	White	Accommodates 3 each 40004, white stone	12 x 20 (30.5 x 50.8)	1
	8244224	Gray	Accommodates 3 each 40004, gray granite	12 x 20 (30.5 x 50.8)	1
	8244214*	Stainless	Accommodates 3 each 40004, stainless steel	12 x 20 (30.5 x 50.8)	1
	8244318	Black	Accommodates 6 each 40003, solid black	12 x 20 (30.5 x 50.8)	1
	8244320	White	Accommodates 6 each 40003, white stone	12 x 20 (30.5 x 50.8)	1
	8244324	Gray	Accommodates 6 each 40003, gray granite	12 x 20 (30.5 x 50.8)	1
	8244314*	Stainless	Accommodates 6 each 40003, stainless steel	12 x 20 (30.5 x 50.8)	1

*In stock. For all other items, please allow 3 weeks for production.





Miramar® Decorative & Plain Pans

- Decorative pans have a stylish embossed pattern on rim, adding elegance and style to your buffet presentation
- Durable and easy to clean
- Multiple shapes and capacities for a variety of foods and more appealing presentations
- Various-sized pans to be used with templates on pages 154-156
- Dishwasher safe
- High-quality stainless steel, high-polish finish



Miramar® Soup Insets & Covers

8230010 with 8231610 inset cover



ITEM #	DESCRIPTION	CAPACITY: QT (L)	DIMENSIONS (DIA X H): IN (CM)	CASE LOT
INSETS				
8230010	Soup inset / Fits opening 8.41"	7 (6.6)	10½ x 8⅝ (26.7 x 21.1)	1
8231220*	Soup inset / Fits opening 10.25"	10 (9.5)	12 x 7⅞ (30.5 x 20.0)	1
HINGED COVERS				
8231620**	Brass knob hinged cover for 7 qt (6.6 L) soup inset	—	10⅞ x 3 (26.8 x 7.6)	1
8231610**	Chrome knob hinged cover for 7 qt (6.6 L) soup inset	—	10⅞ x 3 (26.8 x 7.6)	1
8261720**	Brass knob hinged cover for 10 qt (9.5 L) soup inset	—	12 x 3 (30.5 x 7.6)	1
8261710**	Chrome knob hinged cover for 10 qt (9.5 L) soup inset	—	12 x 3 (30.5 x 7.6)	1

Note: Material thickness – Suffix "10" denotes 1.5 mm and suffix "20" denotes 1.2 mm
 *No embossed pattern on rim **Not NSF* certified

Miramar® Decorative Oval & Half Oval Pans



ITEM #	DESCRIPTION	CAPACITY: QT (L)	DIMENSIONS (L X W X H): IN (CM)	CASE LOT
8230210	Small oval – 2½" (6.4 cm) deep	2 (1.9)	13⅞ x 8⅞ x 2½ (33.3 x 22.5 x 6.4)	1
8230110	Small oval – 4" (10.2 cm) deep	3.4 (3.2)	13⅞ x 8⅞ x 4 (33.3 x 22.5 x 10.2)	1
8231420	Large oval – 2" (5.1 cm) deep	3 (2.8)	19⅞ x 11⅞ x 2 (48.4 x 30.2 x 5.1)	1
8231320	Large oval – 4" (10.2 cm) deep	6.4 (6.1)	19⅞ x 11⅞ x 4 (48.4 x 30.2 x 10.2)	1
8230620	Half oval – 4½" (10.8 cm) deep	1.7 (1.6)	8⅞ x 6½ x 4½ (22.5 x 16.5 x 11.4)	1



Miramar® Decorative Full-Size Pans

DECORATIVE ITEM #	PLAIN ITEM #	DESCRIPTION	CAPACITY: QT (L)	DIMENSIONS (L X W X H): IN (CM)	CASE LOT
8230310*	8230305*	Full-size - 1¼" (3.2 cm) deep	2.9 (2.7)	21½ x 13⅝ x 1¼ (54.6 x 33.8 x 3.2)	1
8230410*	8230405*	Full-size - 2½" (6.4 cm) deep	6.3 (6.6)	21½ x 13⅝ x 2½ (54.6 x 33.8 x 6.4)	1



Miramar® Decorative Half-Size Pans

DECORATIVE ITEM #	DESCRIPTION	CAPACITY: QT (L)	DIMENSIONS (L X W X H): IN (CM)	CASE LOT
8231810	Half-size 1" (2.5 cm) deep	1.4 (1.5)	13⅞ x 10⅝ x 1 (33.2 x 27.0 x 2.5)	1
8230720	Half-size 2¾" (7.0 cm) deep	3.4 (3.2)	13⅞ x 10⅝ x 2¾ (33.2 x 27.0 x 7.0)	1



Miramar® Decorative Half-Size Long Pans

DECORATIVE ITEM #	PLAIN ITEM #	DESCRIPTION	CAPACITY: QT (L)	DIMENSIONS (L X W X H): IN (CM)	CASE LOT
8230820	8230805	Half-size long 2¾" (7.0 cm) deep	3 (2.8)	20⅞ x 6½ x 2¾ (53.2 x 16.5 x 7.0)	1
8230920	8230905	Half-size long 4" (10.2 cm) deep	4.4 (4.1)	20⅞ x 6½ x 4 (53.2 x 16.5 x 10.2)	1



Miramar® Decorative Third-Size Pans

DECORATIVE ITEM #	DESCRIPTION	CAPACITY: QT (L)	DIMENSIONS (L X W X H): IN (CM)	CASE LOT
8231120	Third-size 2½" (6.4 cm) deep	1.9 (1.8)	13⅞ x 7 x 2½ (33.2 x 17.8 x 6.4)	1
8231020	Third-size 4" (10.2 cm) deep	2.7 (2.5)	13⅞ x 7 x 4 (33.2 x 17.8 x 10.2)	1



Miramar® Decorative Sixth-Size Pans

DECORATIVE ITEM #	DESCRIPTION	CAPACITY: QT (L)	DIMENSIONS (L X W X H): IN (CM)	CASE LOT
8262220	Sixth-size 2½" (6.4 cm) deep	.86 (.81)	6½ x 7 x 2½ (16.5 x 17.8 x 6.4)	1
8264220	Sixth-size 4" (10.2 cm) deep	1.24 (1.17)	6½ x 7 x 4 (16.5 x 17.8 x 10.2)	1
8266220	Sixth-size 6" (15.2 cm) deep	1.79 (1.7)	6½ x 7 x 6 (16.5 x 17.8 x 15.2)	1

See adaptor bars on page 76.




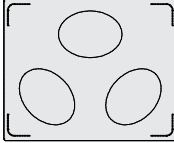


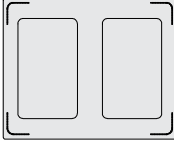

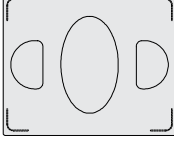


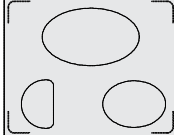




Miramar[®] Stainless Steel Templates

- Designed for Miramar Display Pans (see pages 157-158)
- 21¹/₈" x 25³/₄" (53.6 x 65.4 cm)
- All templates are made to order unless otherwise noted with an asterisk – please allow 3 weeks for production





Double-Well Miramar[®] Templates

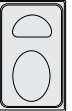
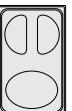
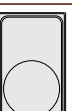

	ITEM #	COLOR	CUT-OUT DESCRIPTION	ACCOMMODATES	CASE LOT
	8250014		Blank double template, stainless steel plain	–	1
	8250016		Blank double template, stainless steel satin edge	–	1
	8250114		Three small ovals, stainless steel plain	(3) 8230110 or (3) 8230210	1
	8250116		Three small ovals, stainless steel satin edge	(3) 8230110 or (3) 8230210	1
	8250214		Two rectangles (¾ size), stainless steel plain	(2) 8231520	1
	8250216		Two rectangles (¾ size), stainless steel satin edge	(2) 8231520	1
	8250414		One large oval and two half ovals, stainless steel plain	(1) 8231420 or 8231320 and (1) 8230620	1
	8250416		One large oval and two half ovals, stainless steel satin edge	(1) 8231420 or 8231320 and (1) 8230620	1
	8250514		One large oval, one small oval, and one half oval, stainless steel plain	(1) 8231420 or 8231320 and (1) 8230110 or 8230210 and (1) 8230620	1
	8250516		One large oval, one small oval, and one half oval, stainless steel satin edge	(1) 8231420 or 8231320 and (1) 8230110 or 8230210 and (1) 8230620	1



Single-Well Miramar® Templates

	ITEM #	COLOR	DESCRIPTION	DIMENSIONS: IN (CM)	CASE LOT
	8240014*	Stainless Steel	Stainless steel plain blank template	21½ x 12¾ (53.6 x 32.4)	1
	8240020	White Stone	White stone blank thermoset template	21½ x 12¾ (53.6 x 32.4)	1
	8240016*	Stainless Steel	Stainless steel satin edge blank template	21½ x 12¾ (53.6 x 32.4)	1
	8220014	Stainless Steel	Stainless steel plain half-size blank template	10½ x 12¾ (26.7 x 32.4)	1

*In stock. For all other items, please allow 3 weeks for production.

	ITEM #	COLOR	CUT-OUT DESCRIPTION	ACCOMMODATES	CASE LOT
	8240114	Stainless Steel	One large oval, stainless steel plain	(1) 8231420 or (1) 8231320	1
	8240116*	Stainless Steel	One large oval, stainless steel satin edge	(1) 8231420 or (1) 8231320	1
	8240120	White Stone	One large oval, white stone	(1) 8231420 or (1) 8231320	1
	8240214	Stainless Steel	Oval and half oval, stainless steel plain	(1) 8230110 or 8230210 and (1) 8230620	1
	8240216	Stainless Steel	Oval and half oval, stainless steel satin edge	(1) 8230110 or 8230210 and (1) 8230620	1
	8240220	White Stone	Oval and half oval, white stone	(1) 8230110 or 8230210 and (1) 8230620	1
	8240314	Stainless Steel	Two small ovals, stainless steel plain	(2) 8230110 or 8230210	1
	8240316*	Stainless Steel	Two small ovals, stainless steel satin edge	(2) 8230110 or 8230210	1
	8240320	White Stone	Two small ovals, white stone	(2) 8230110 or 8230210	1
	8240414	Stainless Steel	One oval and two half ovals, stainless steel plain	(1) 8230110 or 8230210 and (2) 8230620	1
	8240416*	Stainless Steel	One oval and two half ovals, stainless steel satin edge	(1) 8230110 or 8230210 and (2) 8230620	1
	8240420	White Stone	One oval and two half ovals, white stone	(1) 8230110 or 8230210 and (2) 8230620	1
	8240514	Stainless Steel	One rectangle (¾ size), stainless steel plain	(1) 8231520	1
	8240516	Stainless Steel	One rectangle (¾ size), stainless steel satin edge	(1) 8231520	1
	8240520	White Stone	One rectangle (¾ size), white stone	(1) 8231520	1
	8240614	Stainless Steel	One medium round, stainless steel plain	(1) 8230010	1
	8240616	Stainless Steel	One medium round, stainless steel satin edge	(1) 8230010	1
	8240620	White Stone	One medium round, white stone	(1) 8230010	1
	8240714	Stainless Steel	One large round, stainless steel plain	(1) 8231220	1
	8240716	Stainless Steel	One large round, stainless steel satin edge	(1) 8231220	1
	8240720	White Stone	One large round, white stone	(1) 8231220	1
	8241314	Stainless Steel	Four half ovals, stainless steel plain	(4) 8230620	1
	8241316	Stainless Steel	Four half ovals, stainless steel satin edge	(4) 8230620	1
	8241320	White Stone	Four two half ovals, white stone	(4) 8230620	1
	8241914	Stainless Steel	Six 4¼" (10.8 cm) bain maries, stainless steel plain	(6) 78710	1
	8241916	Stainless Steel	Six 4¼" (10.8 cm) bain maries, stainless steel satin edge	(6) 78710	1
	8241920	White Stone	Six 4¼" (10.8 cm) bain maries, white stone	(6) 78710	1

*In stock. For all other items, please allow 3 weeks for production.



Contoured Buffet Stations

- Stylish but flexible option for serving hot food
- Available in natural or black finish
- High-quality, durable aluminum and chrome-plated steel



4667580
shown with Miramar® cookware
(sold separately)



4667680
shown with Mirage® Cadet Induction
Range (sold separately)

BLACK ITEM #	NATURAL ITEM #	DESCRIPTION	DIMENSIONS (L X W X H): IN (CM)	CASE LOT
4667475	4667480	Small buffet station with wire grill	16 x 16 x 7½ (40.6 x 40.6 x 19.1)	1
4667575	4667580	Large buffet station with wire grill	21 x 16 x 7½ (53.3 x 40.6 x 19.1)	1
4667675	4667680	Induction buffet station	18¼ x 15½ x 8 (46.4 x 40.3 x 20.3)	1
77540*		Griddle pan for 16" x 16" buffet station	16 x 17⅞ x 1⅞ (40.6 x 44.3 x 3.7)	1
77541*		Griddle pan for 21" x 16" buffet station	24⅞ x 17¼ x 1⅞ (62.4 x 43.8 x 3.7)	1

*NSF® certified and induction ready

Contoured Carving Station

- Heavy-duty chrome-plated steel frame with 6 ft cord and plug
- On/off lighted switch on solid-surface base
- Dual heat lamps, 250 watts each, NSF certified shatter resistant
- Clear tempered glass breath guard
- Knife-friendly, dishwasher-safe cutting board included
- Recessed base channels liquids into a removable drip pan included



ITEM #	DESCRIPTION	DIMENSIONS (W X D X H): IN (CM)	VOLTAGE: AC	CASE LOT
46670	Contoured carving station with cutting board	24 x 22 x 27 (61 x 56 x 68.6)	120	1
25154	Cutting board only, black	21½ x 16¾ x ½ (54.1 x 42.5 x 1.27)	–	1
72242	Infrared bulb, white, 250W	–	–	1

Cutting board included and sold separately



Acrylic Shield/Breath Guards



MB36



MBA92820

ITEM #	TYPE	DESCRIPTION	DIMENSIONS (W X D X H): IN (CM)	CASE LOT	STORAGE BAG ITEM #
ADJUSTABLE ACRYLIC SHIELD					
MB60FLAT	Flat	with black base	59½ x 14 x 16½ to 25½ (151.1 x 35.6 x 41.9 to 64.8)	1	–
MB48FLAT	Flat	with black base	47½ x 14 x 16½ to 25½ (120.7 x 35.6 x 41.9 to 64.8)	1	–
MB36FLAT	Flat	with black base	35½ x 14 x 16½ to 25½ (90.2 x 35.6 x 41.9 to 64.8)	1	–
MB24FLAT	Flat	with black base	23½ x 14 x 16½ to 25½ (59.7 x 35.6 x 41.9 to 64.8)	1	–
MB60	Angled	with powder-coated steel base and chrome uprights	59½ x 14 x 16½ to 26½ (151.13 x 35.6 x 41.9 to 67.3)	1	–
MB48	Angled	with powder-coated steel base and chrome uprights	47½ x 14 x 16½ to 26½ (120.65 x 35.6 x 41.9 to 67.3)	1	–
MB36	Angled	with powder-coated steel base and chrome uprights	35½ x 14 x 16½ to 26½ (90.2 x 35.6 x 41.9 to 67.3)	1	–
MB24	Angled	with powder-coated steel base and chrome uprights	24 x 14 x 16.5 to 26.5 (61 x 35.6 x 41.9 to 67.3)	1	–
MOBILE ACRYLIC BREATH GUARDS					
MBA92819	Fold-down	24" (61 cm) acrylic guard with bag	24 x 19½ x 16 (61 x 49.5 x 40.6)	1	2622410
MBA92820	Fold-down	36" (91.4 cm) acrylic guard with bag	36 x 19½ x 16 (91 x 49.5 x 40.6)	1	2623610
MBA92821	Fold-down	48" (121.9 cm) acrylic guard with bag	48 x 19½ x 16 (122 x 49.5 x 40.6)	1	2624810



Induction Chafers

- Chafers accept standard-size steam table pans
- Designed to work with Vollrath induction buffet warmers and other Vollrath induction products
- Available with mirror-finished stainless steel or glass cover
- Automatic slow-close feature keeps food hot
- For use with induction warmers or as traditional chafers in the optional stands
- Stands accept both chafer heater (sold separately) or canned fuel



Mirage® Induction Chafers



ITEM #	DESCRIPTION	FOR USE WITH INDUCTION WARMER			MAXIMUM OPEN HEIGHT: IN (CM)	DIMENSIONS (W X D X H): IN (CM)	TOTE BOX	CASE LOT
		BLACK	NATURAL	DROP-IN				
4644010	Full-size induction chafers with added glass lid and 30022 food pan	5950875	5950880	59508DW	24 (61)	23 x 18 ³ / ₁₀ x 7 ¹ / ₂ (58.4 x 46.5 x 19.8)	52647	1
4644015	Full-size induction chafers with added stainless lid and 30022 food pan	5950875	5950880	59508DW	24 (61)	23 x 18 ³ / ₁₀ x 7 ¹ / ₂ (58.4 x 46.5 x 19.8)	52647	1
4644020	2/3-size induction chafers with added glass lid and 30122 food pan	5950275	5950280	59502DW	24 (61)	16 x 18 ¹ / ₄ x 6 ¹ / ₂ ² / ₅ (40.6 x 46.4 x 17)	52647	1
4644025	2/3-size induction chafers with added stainless lid and 30122 food pan	5950275	5950280	59502DW	24 (61)	16 x 18 ¹ / ₄ x 6 ¹ / ₂ ² / ₅ (40.6 x 46.4 x 17)	52647	1
4644050	Stand for full-size induction chafers				—	16 ³ / ₄ x 24 ¹ / ₂ x 9 ³ / ₂ (42.6 x 63.1 x 23.9)	—	1
4644055	Stand for 2/3-size induction chafers				—	16 ¹ / ₂ x 16 ¹ / ₂ x 9 ³ / ₁₀ (41.9 x 41.1 x 23.6)	—	1

*Depth is back of hinge to handle

ITEM #	DESCRIPTION	DIMENSIONS (L X W): IN (CM)	CASE LOT
NON-SLIP MATS			
4644070	Non-slip mat – full-size	16 x 8 (40.6 x 20.3)	1
4644080	Non-slip mat – 2/3-size	9 x 8 (22.9 x 20.3)	1





Intrigue® Induction Chafers



*Stands accept canned fuel or Vollrath's universal chafers heater

ITEM #	DESCRIPTION	FOR USE WITH INDUCTION WARMER			CAPACITY: QT (L)	DIMENSIONS	CASE LOT	TOTE BOX
		BLACK	NATURAL	DROP-IN				
ROUND INTRIGUE® INDUCTION CHAFERS						W X H: IN (CM)		
46121	Solid top stainless steel chafers with brass trim and stainless steel food pan	5950275	5950280	59502DW	6 (5.8)	15½ x 3¾ (39.4 x 8.0)	1	52645
46123	Solid top stainless steel chafers with stainless steel trim and stainless steel food pan	5950275	5950280	59502DW	6 (5.8)	15½ x 3¾ (39.4 x 8.0)	1	52645
46124	Glass top stainless steel chafers with brass trim and stainless steel food pan	5950275	5950280	59502DW	6 (5.8)	15½ x 3¾ (39.4 x 8.0)	1	52645
46125	Glass top stainless steel chafers with stainless steel trim and stainless steel food pan	5950275	5950280	59502DW	6 (5.8)	15½ x 3¾ (39.4 x 8.0)	1	52645
46131	Stainless steel food pan	5950275	5950280	59502DW	5.92 (5.6)	15½ x 2¾ (39.4 x 7.0)	1	—
46549	Black chafers stand*	5950275	5950280	59502DW	—	—	1	—
46114	Stainless steel stand*	5950275	5950280	59502DW	—	—	1	—
SQUARE INTRIGUE® INDUCTION CHAFERS						W X H X D: IN (CM)		
46132	Solid top stainless steel chafers with stainless steel trim and stainless steel food pan	5950275	5950280	59502DW	6 (5.8)	15.43 x 16.23 x 8.01 (39.2 x 41.2 x 20.3)	1	—
46134	Glass top stainless steel chafers with stainless steel trim and stainless steel food pan	5950275	5950280	59502DW	6 (5.8)	15.43 x 16.23 x 6.9 (39.2 x 41.2 x 17.6)	1	—
46137	Stainless steel food pan	5950275	5950280	59502DW	6.66 (6.3)	15.43 x 2.48 x 8.01 (39.2 x 6.3 x 20.3)	1	—
46112	Black chafers stand*	5950275	5950280	59502DW	—	—	1	—
46113	Stainless steel stand*	5950275	5950280	59502DW	—	—	1	—

*Stand requires a fuel cup or electric chafers heater – order separately



MIRAGE® INDUCTION CHAFERS AND WARMERS

- Fewer cords! Connect up to 3 units together with interconnect cords
- Subtle, low-profile, attractive design coordinates with any serving setup

See page 39 for product details.





Traditional Chafers

SOMERVILLE, NEW YORK NEW YORK, AND ORION FEATURES

- Elegant mirror-finished, heavy-duty stainless steel
- Durable, solid legs and welded construction
- Select chafers feature a new heavy-duty hinge design that works in the closed, 90°, and fully open position
- Included windguard shields fuel from wind for outdoor use and for more attractive presentations
- Use standard fuel or Vollrath's electric chafer heater (sold separately; see page 169)



Somerville® Chafers & Accessories

- Case Lot: 1
- Fuel holder: 46864



4634010



4635610



4635710



4635410



4635510



4635110



4635810



4635210

ITEM #	DESCRIPTION	CAPACITY: QT (L)	DIMENSIONS (L X W X H): IN (CM)	FOOD PAN	WATER PAN	DOMES COVER	TOTE BOX
4634010	Rectangular chafer, fully retractable, with Super Pan V® dripless water pan, 3-position dome cover	9 (8.6)	26¼ x 18¾ x 18¾ (66.7 x 47.9 x 47.6)	30022	4625910	4634020-1	52647
4635610	Round chafer, fully retractable, with dripless water pan, 3-position dome cover	6 (5.7)	19¾ x 20 x 19¾ (50.6 x 50.8 x 50.6)	46862	46269	—	—
4634110	Round drop-in chafer	6 (5.7)	21 x 21 x 15¾ (53 x 53 x 40)	46862	46269	—	—
4635710	Soup urn	7 (6.6)	13 x 11 x 23½ (33 x 27.9 x 59.7)	4635730-1	—	4635720-1	52645
4635410	Gravy/sauce urn	4 (4.4)	13 x 11 x 19¾ (33 x 27.9 x 50.2)	4635430-1	—	4635420-1	52645
4635310	Coffee urn	3 gal (11.4 L)	13 x 13½ x 22 (33 x 34 x 56)	—	—	—	52647
4635510	Coffee urn	5 gal (18.9 L)	13 x 13½ x 27¾ (33 x 34 x 70)	—	—	—	52647
4635110	Milk dispenser	5 (4.8)	8 x 12¾ x 16¾ (20 x 33 x 42)	—	—	—	—
4635810	Juice/cold beverage dispenser	8 (7.6)	12¾ x 8 x 22¾ (33 x 20 x 57)	—	—	—	52645
4635210	Double cereal dispenser, each	4 (3.8)	12 x 8¾ x 23¾ (31 x 22 x 60)	—	—	—	52645



New York, New York® Chafers

- Case Lot: 1
- Fuel holder: 46864



BRASS TRIM ITEM #	DESCRIPTION	CAPACITY: QT (L)	DIMENSIONS (L X W X H): IN (CM)	FOOD PAN	WATER PAN	DOMES COVER	TOTE BOX
46255	Countertop rectangular chafers, fully retractable with SuperPan V® food pan, driplless water pan, 3-position dome cover, and windguard shield	9 (8.6)	25 x 17½ x 18½ (63.5 x 44.45 x 47)	30022	46259	46261, 46263	52647
46265	Countertop round chafers, fully retractable with food pan, driplless water pan, 3-position dome cover, and windguard shield	6 (5.7)	19 x 19 x 18½ (48.26 x 48.26 x 47)	46862	46082	46084	52647
46258	Drop-in rectangular chafers, fully retractable with SuperPan V® food pan, driplless water pan, 3-position dome cover	9 (8.6)	25¾ x 18¼ x 17½ (65.4 x 46.4 x 44.5)	30022	4652910	46262, 46276	—
46268	Drop-in round chafers, fully retractable with food pan, driplless water pan, 3-position dome cover	6 (5.7)	19⅞ x 19⅞ x 19 (50.0 x 50.0 x 48.3)	46862	46269	—	—
46093	Coffee urn	3 gal/77 cups/11.4 L	12¾ x 13 x 19¾ (32.4 x 33.0 x 50.2)	—	—	46089	52647
46094	Coffee urn	5 gal/128 cups/18.9 L	15½ x 16½ x 21¾ (39.4 x 41.9 x 55.2)	—	—	46089	52647
46090	Soup chafers	7 (6.6)	12¾ x 10¼ x 19¾ (32.4 x 26.0 x 50.2)	46088	—	46089	52648
46095	Gravy/sauce chafers	2½ (2.4)	12¾ x 10¼ x 15 (32.4 x 26.0 x 38.1)	46104	—	46089	52648
46280	Beverage dispenser brass accents	2 gal/51 cups/7.6 L	21 x 8 dia/11** (53.3 x 20.3 dia/27.9)	—	—	—	52645
46285	Beverage dispenser chrome accents	2 gal/51 cups/7.6 L	21 x 8 dia/11** (53.3 x 20.3 dia/27.9)	—	—	—	52645
46072	Punch bowl	4 gal (15.1 L)	17 dia x 11 h (43.2 x 27.9)	—	—	—	—
46080*	Countertop rectangular chafers, with standard water pan, dome cover only opens to 90°	9 (8.6)	25½ x 18½ x 18½ (64.8 x 47 x 47)	30022	46082	46084	52647
46070*	Countertop round chafers, with standard water pan, dome cover only opens to 90°	6 (5.7)	18½ x 18 x 18¾ (47 x 45.7 x 47.6)	46862	46073	—	52647

*Standard product does not include windguard or driplless water pan **Dimensions at faucet

New York, New York® Cold Beverage Dispenser Replacement Parts*

BRASS ITEM #	CHROME ITEM #	DESCRIPTION	CASE LOT
46271	46271	Base, mirror-finished stainless steel	1
46830	46830	Replacement polycarbonate container	1
46272	46283	Cover and knob, mirror-finished stainless steel	1
46273	46284	Knob only – for cover	1
46274	46287	Spigot with handle	1
46275	46288	Handle only – for spigot	1
46831	46831	Ice tube, mirror-finished stainless steel	1

*For 2-Gallon Beverage Dispensers (items 46280 and 46285)



Orion® Chafers



ITEM #	DESCRIPTION	CAPACITY: QT (L)	DIMENSIONS (L X W X H): IN (CM)	CASE LOT	FOOD PAN	TOTE BOX
ORION® RETRACTABLE CHAFERS						
46520	Full-size rectangular	9 (8.6)	17 x 25 x 16 (43.2 x 63.5 x 40.6)	1	30022	52647
46530	Round retractable	6 (5.7)	18½ dia x 18 h (47 x 46)	1	46862	52647
ELECTRIC CHAFER						
46529	Full-size rectangular w/electric heater	9 (8.6)	17 x 25 x 16 (43.2 x 63.5 x 40.6)	1	30022	52647
ORION® LIFT-OFF CHAFERS						
46518	Full-size oblong chafers – complete	9 (8.6)	27 x 14 x 13½ (67.5 x 35 x 33.8)	1	30022	52647
46500	Large oval chafers	6 (5.7)	21¾ x 17½ x 13¾ (55.2 x 44.5 x 34)	1	46504	52645
46501	Small oval chafers	4 (3.8)	18½ x 15¼ x 12¼ (47.0 x 38.7 x 32.2)	1	46505	52645
46502	Large round chafers	6 (5.7)	19 x 19¼ x 13½ (48.3 x 48.9 x 34.3)	1	46506	52646
46503	Small round chafers	4 (3.8)	15½ x 15½ x 12½ (39.4 x 39.4 x 31.9)	1	46507	52646



D-Lux Chafers



ITEM #	DESCRIPTION	CAPACITY: QT (L)	DIMENSIONS (L X W X H): IN (CM)	CASE LOT	FOOD PAN	TOTE BOX
T3600*	Full chafers	8½ (8)	25 x 21 x 18 (63.5 x 53.3 x 45.7)	1	30022	–
T3605*	Round chafers	6 (5.7)	19 x 22 x 19 (48.3 x 55.9 x 48.3)	1	T3505FP	–
T3633*	Soup chafers, induction	11 (10.4)	22 x 20 x 17 (55.9 x 50.8 x 43.2)	1	25940-1**	52647
T3660*	Cereal dispenser	8½ (8)	10 x 14 x 27 (25.4 x 35.6 x 68.6)	1	**	52646

*D-Lux Chafers are not compatible w/ the 46060 Chafers Heater

**Inset



Maximillian Steel™ Buffet Service



ITEM #	DESCRIPTION	CAPACITY: QT (L)	DIMENSIONS (L X W X H): IN (CM)	CASE LOT	FOOD PAN	TOTE BOX
49520	Full-size rectangular chafer	9 (8.6)	23½ x 17 x 12½ (59.69 x 43.18 x 31.75)	1	30022	52647
49529	Half-size rectangular chafer	4.1 (3.8)	15 ²⁷ / ₃₂ x 11 ⁵ / ₈ x 12 ³ / ₁₆ (40.24 x 29.53 x 31)	1	30222	52647
49521	Medium round chafer	4.2 (4)	15 dia x 11½ (38.1 x 38.1 x 29.21)	1	49333	52645
49522	Large round chafer	6 (5.8)	18 dia x 13 h (45.7 x 33)	1	46862	52647
49523	Marmite	4.2 (4)	11 dia x 16 h (27.9 x 40.6)	1	46458-1**	52645
49524	Marmite	7.4 (7)	11 dia x 16 h (27.9 x 40.6)	1	46447-1**	52647
49525*	Coffee urn	11.6 (11)	13 x 13½ x 19 (33.02 x 34.29 x 48.26)	1	—	52647

*Does not work with electric chafer heater
**Inset

Classic Brass Trim Buffet Service



ITEM #	DESCRIPTION	DIMENSIONS (L X W X H): IN (CM)	CASE LOT	FOOD PAN	TOTE BOX
46040	Long-side receptacle electric chafer	25¼ x 18¼ x 15 (64.1 x 46.4 x 38.1)	1	30022	52647
46045	Short-side receptacle electric chafer	21¼ x 14½ x 15 (69.2 x 36.8 x 38.1)	1	30022	52647
46052	Roll-top cover only	21½ x 14 ⁷ / ₈ x 9 ⁵ / ₈ (53.7 x 37.8 x 24.5)	1	—	52645



*UL listed applies to electric chafers only

Value Series Roll-Top Chafers



ITEM #	DESCRIPTION	CAPACITY: QT (L)	DIMENSIONS L X W X H: IN (CM)	CASE LOT	WATER PAN	FOOD PAN	DIVIDED ROUND FOOD PAN	TOTE BOX
T3500*	Value Series 180° roll-top chafer	8 (7.6)	26 x 20 x 17 (66.0 x 50.8 x 43.2)	1	25562-1	30022	—	52647
T3505*	Value Series 180° round roll-top chafer	6 (5.6)	19 dia x 22 h (48.3 x 55.9)	1	T3505WP	T3505FP	T3515DFP	52647

*Value Series roll-top chafers are not compatible with the Electric Chafer Heater



Dakota™ Chafers

ITEM #	DESCRIPTION	CAPACITY: QT (L)	DIMENSIONS (L X W X H): IN (CM)	CASE LOT	FOOD PAN	WATER PAN	FUEL HOLDER	COVER	TOTE BOX
99860	Rectangular – complete	9 (8.6)	25 ⁵ / ₈ x 14 ⁵ / ₁₆ x 13 ⁹ / ₁₆ (65.1 x 36.3 x 34.5)	1	30022	99745	46864	99873	52647
99870	Half-size – complete	4.1 (3.8)	18 ¹ / ₁₆ x 12 ¹ / ₁₆ x 13 ⁷ / ₃₂ (45.9 x 30.6 x 33.6)	1	30222	46858	46864	99869	52648
46886	Full-size stackable chafer rack	—	25 ⁵ / ₈ x 14 ⁵ / ₁₆ x 9 ¹ / ₄ (65.1 x 36.3 x 23.5)	4	—	—	—	—	52648



Trimline II Chafer

ITEM #	DESCRIPTION	CAPACITY: QT (L)	DIMENSIONS (L X W X H): IN (CM)	CASE LOT	FOOD PAN	TOTE BOX
99850	Trimline II Chafer – complete	9 (8.6)	23 ¹ / ₄ x 14 ¹ / ₄ x 14 ¹ / ₄ (59.1 x 36.2 x 36.2)	1	30022	52645
77200	Dome cover	—	—	1	—	—
46885	Stackable chafer rack	—	23 ⁵ / ₈ x 13 ¹ / ₄ x 10 ¹ / ₄ (60.6 x 33.7 x 26.0)	3	—	—
46864	Fuel holder	—	—	1	—	—

Avenger™ Economy Roll-Top Chafers



ITEM #	DESCRIPTION	CAPACITY: QT (L)	DIMENSIONS (L X W X H): IN (CM)	CASE LOT	WATER PAN	FOOD PAN	TOTE BOX
46350	Rectangular chafer includes Super Pan V® food pan, water pan, and domed cover	9 (8.6)	17 x 25 x 16 (43.2 x 63.5 x 40.6)	1	46082	30022	52647
46360	Round chafer includes round food pan, water pan, and domed cover	6 (5.7)	18 ¹ / ₂ dia x 18 h (47 x 45.7)	1	46073	46862	52647

**Avenger chafers are not compatible with the Electric Chafer Heater*

Tote 'N Store™ Boxes



ITEM #	COLOR	FITS ITEM #	INSIDE TOP DIMENSIONS (L X W X H): IN (CM)	INSIDE BOTTOM DIMENSIONS (L X W): IN (CM)	CASE LOT
52645	Red	46052, 46121, 46123, 46280, 46500, 46501, 49521, 49523, 99850, 4635710, 4635410, 46265, 49529 and 49520	25 ¹ / ₈ x 15 ¹ / ₂ x 11 ⁵ / ₈ (63.8 x 39.4 x 29.5)	23 ³ / ₈ x 13 ⁷ / ₈ (60.0 x 35.2)	3
52647	Gray	46040, 46045, 46070, 46080, 46093, 46094, 46255, 46265, 46350, 46360, 46518, 46520, 46530, 49520, 49522, 49524, 49525, 49529, 99860, 4634010, 4635610, T3500, T3505, T3633	28 ³ / ₄ x 20 ³ / ₄ x 18 ³ / ₄ (73.0 x 52.7 x 47.6)	26 ⁵ / ₈ x 18 ⁵ / ₈ (67.6 x 47.3)	1
52646*	Gray	46094, 46502, 46503, T3660	21 ³ / ₄ x 20 ⁷ / ₈ x 13 (55.2 x 53.0 x 33.0)	21 ¹ / ₁₆ x 20 ¹ / ₂ (54.5 x 52.1)	1
52649	Gray	Buffetware	20 ⁷ / ₈ x 14 ¹ / ₄ x 4 ⁵ / ₈ (51.1 x 36.2 x 11.8)	18 ³ / ₄ x 13 ¹ / ₄ (47.6 x 33.7)	3

**Includes removable lid and foam base*





Electric Chafer Heater

- Fits most standard fuel cup openings
- Spring-loaded element maintains contact with the water pan for efficient heat transfer
- Two power settings – use low for all coffee urns
- Only one chafer heater needed for full-size chafer



ITEM #	DESCRIPTION	VOLTAGE	WATTS	AMPS	PLUG	CASE LOT
46060*	Electric chafer heater (Domestic**)	120	120/230	2.3	NEMA 5-15P	1

Domestic models *For international models, visit vollrathfoodservice.com – export only
 Not Compatible with the following Chafers; 46030, 46350, 46360, 48328, 49525, T3500, T3505, T3600, T3605 and T3633



Water Pans



ITEM #	DESCRIPTION	CASE LOT
99745	Dripless water pan	2
99740	Standard water pan	2



Divided Food Pans



ITEM #	DESCRIPTION	CAPACITY PER SIDE: QT (L)	FITS	CASE LOT
46861	Round divided	2 (1.9)	46070, 46265, 46268, 46360	1
49334	Round divided	1.2 (1.1)	49521	1
46853	Full-size divided	3.4 (3.2)	All full-size chafers	6

PanaMax™ Dome Cover

- Patented low-profile cover fits any full-size chafer or well



ITEM #	DESCRIPTION	DIMENSIONS (L X W X H): IN (CM)	CASE LOT
49339	Full-size	21 x 13 x 4½ (53.3 x 33 x 11.4)	1

Soup Accessory Kit



ITEM #	DESCRIPTION	CASE LOT
99880	Double soup buffet accessory kit includes full-size adaptor plate (19192), two adaptor rings (19194), two 7¼ qt (6.9 L) vegetable insets (78184), two hinged covers (47488), two 4 oz (118.0 ml) Kool Touch® ladles (58044)	1

Kit does not include chafer frame, water pan or fuel cups.

Stackable Wire Rack

- Chrome-plated steel rack holds up to 3 fuel holders and a dripless water pan



ITEM #	DESCRIPTION	CASE LOT
46872*	Wire stand only	3

*Not designed for use with aluminum foil water pans



Fuel Holder With Cover



ITEM #	DESCRIPTION	DIMENSIONS (DIA X H): IN (CM)	HANDLE: IN (CM)	CASE LOT
46864	Fuel holder with cover*	3⅝ x 27⁄₁₆ (9.1 x 6.2)	2⅞ (6.8)	12

*Cover cannot be ordered separately



Buffetware



Miramar® Contemporary Serving Utensils

ITEM #	DESCRIPTION	OVERALL LENGTH: IN (CM)	CASE LOT
SOLID BOWL SERVERS			
46720	1/8-cup oval servers – solid bowl	10.96 (27.8)	6
46721	1/4-cup oval servers – solid bowl	11.47 (29.1)	6
46722	1/2-cup oval servers – solid bowl	11.843 (30.1)	6
46723	1/2-cup oval servers – solid bowl	12.34 (31.3)	6
46725	3/4-cup oval servers – solid bowl	12.82 (32.6)	6
46724	1-cup oval servers – solid bowl	13.183 (33.5)	6
SLOTTED BOWL SERVERS			
46726	1/8-cup oval servers – slotted bowl	10.96 (27.8)	6
46727	1/4-cup oval servers – slotted bowl	11.47 (29.1)	6
46728	1/2-cup oval servers – slotted bowl	11.843 (30.1)	6
46729	1/2-cup oval servers – slotted bowl	12.34 (31.3)	6
46731	3/4-cup oval servers – slotted bowl	12.82 (32.6)	6
46730	1-cup oval servers – slotted bowl	13.183 (33.5)	6

ITEM #	DESCRIPTION	OVERALL LENGTH: IN (CM)	CASE LOT
UTENSILS			
46732	Bread/pastry tong – 8"	10.724 (27.2)	6
46733	Serving tong – 10"	10.974 (27.9)	6
46738	Serving ladle – 2 oz	7.928 (20.1)	6
46739	Serving ladle – 4 oz	10 (25.4)	6
46740	Pastry server	11 (27.9)	6
46741	Meat fork – 2-tine	11.5 (29.2)	6
46742	Solid serving spoon	11.42 (29)	6
46743	Slotted serving spoon	11.42 (29)	6



Hollow-Handle Buffetware



ITEM #	DESCRIPTION	OVERALL LENGTH: IN (CM)	CASE LOT
46905	Ladle with spout 1 oz (29.6 ml)	11 ¹ / ₁₆ (29.4)	12
46907	Ladle with spout 2 oz (59.1 ml)	12 ⁹ / ₁₆ (31.9)	12
46909	Ladle 4 oz (118.3 ml)	12 ⁹ / ₁₆ (31.9)	12
46935	Pie server	11 ³ / ₁₆ (28.4)	12
46936	Pastry server	11 (27.9)	12
46952	Solid serving spoon	11 ⁵ / ₁₆ (29.5)	12

ITEM #	DESCRIPTION	OVERALL LENGTH: IN (CM)	CASE LOT
46960	Slotted serving spoon	12 (30.5)	12
46950	Notched serving spoon	11 ⁵ / ₁₆ (29.5)	12
46956	Cold meat fork 4-tine	10 ³ / ₈ (26.4)	12
46955	Pot fork 2-tine	11 ³ / ₁₆ (28.4)	12
48145	Slicing knife with 9" (22.9 cm) blade	13 ³ / ₄ (34.9)	12
48146	Carving knife with 8" (20.3 cm) blade	12 ³ / ₄ (32.4)	12



Kool-Touch® Buffetware

ITEM #	DESCRIPTION	OVERALL LENGTH: IN (CM)	CASE LOT
46916	Ladle 4 oz (118.3 ml)	12 ⁵ / ₁₆ (31.9)	12
46918	Pot fork 2-tine	11 ³ / ₁₆ (28.4)	12
46919	Slotted serving spoon	12 (30.5)	12
46917	Solid serving spoon	11 ⁵ / ₁₆ (29.5)	12
46920	Notched serving spoon	11 ⁵ / ₁₆ (29.5)	12

Stainless Steel Buffet Serving Tongs



ITEM #	DESCRIPTION	OVERALL LENGTH: IN (CM)	CASE LOT
46929	Pastry tongs	8 (20)	24
46928	Bread tongs	9 ¹ / ₄ (23.5)	12
46927	Scalloped serving tongs	10 (25)	12
46926	Serving tongs	8 ¹ / ₄ (21)	12
46925*	Scissor salad tongs	10 (25)	10
46988	Spaghetti tongs	9 (22.9)	12
46989	Spaghetti tongs	11 ¹ / ₂ (29.2)	12
46938	Buffet tongs	12 (30.5)	6

*Two-piece construction

Stainless Steel Serving Utensils



ITEM #	DESCRIPTION	OVERALL LENGTH: IN (CM)	CASE LOT
46942	Ladle 2 oz (59.1 ml)	9 (22.9)	12
46944	Ladle 4 oz (118.3 ml)	12 (30.5)	12
46954	Fork	13 (33)	12
46951	Spoon	11 ¹ / ₂ (29.2)	12
46953	Spoon	13 (33)	12

Stainless Steel Serving Ladles

ITEM #	CAPACITY: OZ (MIL)	OVERALL LENGTH: IN (CM)	CASE LOT
46940	1/2 (14.8)	6 (15.2)	12
46941	1 (29.6)	6 ⁵ / ₁₆ (16.8)	12
47892	6 (177.4)	12 (30.5)	24





Serving Trays & Risers

Stainless Steel Serving Trays

- Heavy-gauge stainless steel
- Satin-finished rim and mirror-finished interior
- Integral handles
- Dishwasher safe



Square Trays

ITEM #	DESCRIPTION	DIMENSIONS (L X W OR DIA): IN (CM)	CASE LOT
82090	Small square	11¾ x 11¾ (29.8 x 29.8)	3
82091	Medium square	15¾ x 15¾ (40 x 40)	3
82092	Large square	18½ x 18½ (47 x 47)	3
82093	Small rectangular	12 x 9 (30.5 x 22.9)	3
82094	Medium rectangular	18 x 10 (45.7 x 25.4)	3
82095	Large rectangular	21 x 12 (53.3 x 30.5)	3

Elegant Reflections™ Serving Trays

- Surface safe for direct food contact
- Dishwasher safe
- Available in silverplate



Oblong Trays

ITEM #	DESCRIPTION	DIMENSIONS (L X W OR DIA): IN (CM)	CASE LOT
82100	Round tray	12¾ (31.4) dia	1
82101	Round tray	15¼ (38.7) dia	1
82102	Round tray	18⅝ (47.3) dia	1
82111	Oval tray	21¾ x 16 (55.2 x 40.6)	1
82122	Oblong tray with handles*	17⅞ x 13⅞ (45.4 x 35.2)	1
82123	Oblong tray with handles*	23½ x 18½ (59.7 x 47)	1
82120**	Oblong tray without handles	17⅞ x 13⅞ (45.4 x 35.2)	1
82121**	Oblong tray without handles	23½ x 18½ (59.7 x 47)	1
82131**	Round gallery tray	15¼ dia x 1½ h (38.7 dia x 3.8 h)	1

*Does not include handle dimensions **NSF® certified



NOTE: Only trays without handles are NSF® certified

Esquire™ Fluted Trays

- Mirror-finished heavy-duty 18-10 stainless steel
- Embossed food-safe contact area
- Dishwasher safe



ITEM #	DESCRIPTION	DIMENSIONS (L X W OR DIA): IN (CM)	CASE LOT
82166	Rectangular	18¼ x 12½ (46.4 x 31.8)	3
82167	Rectangular	21 x 14¼ (53.3 x 36.2)	3
82169	Round	14 (35.6) dia	3
82170	Round	16 (40.6) dia	3



Odyssey™ Serving Trays

- Tough chrome plating
- Embossed surface safe for direct food contact
- Not dishwasher safe



ITEM #	DESCRIPTION	DIMENSIONS (L X W OR DIA): IN (CM)	CASE LOT
47260	24K gold trim rectangular tray	18¼ x 12⅞ (46.3 x 31.3)	6
47266	24K gold trim rectangular tray	19½ x 14 (50 x 35.5)	6
47265	24K gold trim oval tray	18⅞ x 13 (46 x 33)	12



Round Platters

- Mirror-finished 18-8 stainless steel
- Surface safe for direct food contact
- Dishwasher safe



ITEM #	DIMENSIONS (DIA X H): IN (CM)	CASE LOT
47214	13 ⁷ / ₈ x 3/4 (35.2 x 1.9)	12
47216	15 ⁷ / ₈ x 7/8 (40.3 x 2.2)	12

Stainless Steel Plate

- Satin pewter-look stainless steel
- Dishwasher safe



ITEM #	DIMENSIONS (DIA): IN (CM)	CASE LOT
47656	6 (15.2)	12

Oblong Serving and Display Trays

- Satin-finished stainless steel
- Dishwasher safe



ITEM #	DIMENSIONS (L X W X H): IN (CM)	GAUGE	CASE LOT
80130	13 ³ / ₈ x 9 ³ / ₄ x 5/8 (34.6 x 24.8 x 1.6)	22	6
80150	15 ¹ / ₈ x 10 ¹ / ₂ x 5/8 (38.4 x 26.7 x 1.6)	22	6
80170	17 ¹ / ₈ x 11 ³ / ₈ x 5/8 (43.5 x 29.5 x 1.6)	22	6
80190	19 x 12 ¹ / ₂ x 5/8 (48.3 x 31.8 x 1.6)	22	6



Double-Wall Platters



- Double-wall construction helps keep hot foods hot and cold foods cold
- Polished stainless steel construction



ITEM #	DESCRIPTION	DIMENSIONS (L X W OR DIA): IN (CM)	CASE LOT
46221	Curved platter	7 ¹ / ₂ x 7 ¹ / ₂ (19 x 19)	1
46222	Curved platter	12 x 7 (30.5 x 17.8)	1
46223	Curved platter	15 x 8 ¹ / ₄ (38.1 x 21)	1
46224	Large round platter	14 (35.6) dia	1

Square Bent Buffet Riser Sets

- Patented design heavy-duty stainless steel construction



ITEM #	DESCRIPTION	SET INCLUDES	CASE LOT
46009	Set of 3 square bent risers – brushed stainless steel	(1) 8" Riser: 8" x 8" x 8" (20.3 x 20.3 x 20.3 cm)	1
4600960	Set of 3 square bent risers – black black	(1) 6" Riser: 8" x 7.5" x 6" (20.3 x 19.1 x 15.2 cm)	1
4600950	Set of 3 square bent risers – pearl white	(1) 4" Riser: 8" x 7" x 4" (20.3 x 17.8 x 10.2 cm)	1





Serving Bowls

- Double-wall construction provides insulation to maintain proper food temperature – hot or cold
- Stainless steel
- Durable color-finish exterior and satin-finish interior enhance buffet presentation
- Will not sweat
- Not recommended for use in ice



Colored Double-Wall Insulated Serving Bowls

BOWL COLORS



Add suffix to base item number to denote color



ITEM #	DESCRIPTION	CAPACITY: QT (L)	DIMENSIONS (DIA X H): IN (CM)	CASE LOT
46590XX	Round colored double-wall bowl	1.7 (1.6)	7¼ x 4 (18.4 x 10.3)	6
46591XX	Round colored double-wall bowl	3.4 (3.2)	9½ x 5 (24.1 x 12.9)	6
46592XX	Round colored double-wall bowl	6.9 (6.6)	11 ³ / ₁₆ x 6½ (30 x 16.5)	3
47632XX	Square colored double-wall bowl	1.8 (1.7)	7¼ x 7¼ x 3 ³ / ₁₆ (18.4 x 18.4 x 8.7)	12
47634XX	Square colored double-wall bowl	3.2 (3)	8½ x 8½ x 4¼ (21.6 x 21.6 x 10.8)	6
47635XX	Square colored double-wall bowl	5.2 (4.9)	10 ³ / ₁₆ x 10 ³ / ₁₆ x 5½ (25.8 x 25.8 x 13)	4
47637XX	Square colored double-wall bowl	8.2 (7.8)	11 ¹³ / ₁₆ x 11 ¹³ / ₁₆ x 5 ¹⁵ / ₁₆ (29.9 x 29.9 x 15)	3

Fluted Double-Wall Insulated Serving Bowls Square and Round



ITEM #	DESCRIPTION	CAPACITY: QT (L)	DIMENSIONS (L X W X H): IN (CM)	CASE LOT
47680	Square fluted bowl	.75 (.71)	5½ x 5½ x 2¾ (13.9 x 13.9 x 7)	6
47681	Square fluted bowl	1.8 (1.7)	7¼ x 7¼ x 3 ³ / ₁₆ (18.4 x 18.4 x 8.7)	6
47682	Square fluted bowl	3.2 (3)	8½ x 8½ x 4¼ (21.6 x 21.6 x 10.8)	6
47683	Square fluted bowl	5.2 (4.9)	10 ³ / ₁₆ x 10 ³ / ₁₆ x 5½ (25.8 x 25.8 x 13)	2
47684	Square fluted bowl	8.2 (7.9)	11 ¹³ / ₁₆ x 11 ¹³ / ₁₆ x 5 ¹⁵ / ₁₆ (29.9 x 29.9 x 15)	2
47685	Round fluted bowl	.75 (.7)	5 ¹ / ₁₆ x 3 (14.4 x 7.6) (dia x h)	6
47686	Round fluted bowl	1.7 (1.6)	7¼ x 4 (18.4 x 10.3) (dia x h)	6
47687	Round fluted bowl	3.4 (3.2)	9½ x 5 (24.1 x 12.9) (dia x h)	6
47688*	Round fluted bowl	6.9 (6.6)	11 ³ / ₁₆ x 6½ (30 x 16.5) (dia x h)	2
47689	Round fluted bowl	10.1 (9.6)	13¾ x 6 ⁷ / ₈ (35 x 17.5) (dia x h)	2

*See page 174 for false-bottom information



Angled Beehive Double-Wall Insulated Serving Bowls



ITEM #	CAPACITY: QT (L)	DIMENSIONS (DIA. X H): IN (CM)	CASE LOT
46584	1 (.95)	7 ³ / ₁₆ x 5 ¹ / ₂ (18.8 x 13.9)	6
46585	1.9 (1.8)	9 ⁷ / ₁₆ x 6 ¹ / ₁₆ (24 x 17.3)	6
46586	3.7 (3.5)	11 ³ / ₁₆ x 5 ⁷ / ₁₆ (30 x 15)	2
46582	5 (4.7)	13 ³ / ₄ x 9 ³ / ₈ (35 x 23.8)	2

Double-Wall Insulated Serving Bowls



ITEM #	ITEM #	CAPACITY: QT (L)	DIMENSIONS (L X W X H): IN (CM)	CASE LOT
BEEHIVE SQUARE				
	SQUARE			
47619	47659	.75 (.71)	5 ¹ / ₂ x 5 ¹ / ₂ x 2 ³ / ₄ (13.9 x 13.9 x 7)	6
47632	–	1.8 (1.7)	7 ¹ / ₄ x 7 ¹ / ₄ x 3 ⁷ / ₁₆ (18.4 x 18.4 x 8.7)	12
47634	–	3.2 (3)	8 ¹ / ₂ x 8 ¹ / ₂ x 4 ¹ / ₄ (21.6 x 21.6 x 10.8)	6
47635	–	5.2 (4.9)	10 ³ / ₁₆ x 10 ³ / ₁₆ x 5 ¹ / ₈ (25.8 x 25.8 x 13)	4
47637	–	8.4 (7.9)	11 ³ / ₁₆ x 11 ³ / ₁₆ x 5 ⁵ / ₁₆ (29.9 x 29.9 x 15)	3
BEEHIVE ROUND				
	SATIN-FINISHED BOWLS WITH CONTRASTING MIRROR-FINISHED RINGS*			
46587	46665	.75 (.7)	5 ¹ / ₁₆ x 3 (14.4 x 7.6)	6
46590	46666	1.7 (1.6)	7 ¹ / ₄ x 4 (18.4 x 10.3)	6
46591	46667	3.4 (3.2)	9 ¹ / ₂ x 5 (24.1 x 12.9)	6
46592	–	6.9 (6.6)	11 ³ / ₁₆ x 6 ¹ / ₂ (30 x 16.5)	3
46569	46669	10.1 (9.6)	13 ³ / ₄ x 6 ⁷ / ₈ (35 x 17.5)	2

*Round bowl dimensions (top diameter x height): IN (CM)

Round Trays/Bowl Covers

- 18-8 stainless steel



ITEM #	DESCRIPTION	DIMENSIONS DIA.: IN (CM)	CASE LOT
82005	Fits 46587	5 ¹ / ₁₆ (14.4)	3
82006	Fits 46590	7 ¹ / ₄ (18.4)	10

False Bottom

- Dome design drains liquid away from food product
- Satin-finished stainless steel



As shown in base of bowl

ITEM #	DESCRIPTION	DIMENSIONS (DIA X H): IN (CM)	CASE LOT
46615	Fits 46592, 47688	6 ³ / ₄ x 1 ³ / ₁₆ (17.2 x 2.1)	6



Plate Covers

Stainless Steel Plate Covers

- Many stock sizes to choose from, or Vollrath can custom-make your plate covers
- Stainless steel
- Satin-finish keeps covers looking better longer



ITEM #	FITS PLATES: IN (CM)	HEIGHT: IN (CM)	CASE LOT
62340	8 ¹ / ₁₆ to 8 ³ / ₄ (22 to 22.2)	2 ⁵ / ₁₆ (5.9)	12
62341	8 ¹ / ₁₆ to 8 ⁷ / ₈ (22.4 to 22.5)	2 ⁵ / ₁₆ (5.9)	12
62342	8 ¹ / ₁₆ to 9 (22.7 to 22.9)	2 ⁵ / ₁₆ (5.9)	12
62300	9 to 9 ¹ / ₈ (22.9 to 23.2)	2 ⁵ / ₁₆ (5.9)	12
62301	9 ³ / ₁₆ to 9 ¹ / ₄ (23.3 to 23.5)	2 ⁵ / ₁₆ (5.9)	12
62302	9 ⁵ / ₁₆ to 9 ³ / ₈ (23.7 to 23.8)	2 ⁵ / ₁₆ (5.9)	12
62303	9 ⁷ / ₁₆ to 9 ¹ / ₂ (24 to 24.1)	2 ⁵ / ₁₆ (5.9)	12
62304	9 ⁹ / ₁₆ to 9 ⁵ / ₈ (24.3 to 24.4)	2 ⁵ / ₁₆ (5.9)	12
62305	9 ¹ / ₈ to 9 ³ / ₄ (24.6 to 24.8)	2 ⁵ / ₁₆ (5.9)	12
62306	9 ³ / ₈ to 9 ⁷ / ₈ (24.9 to 25.1)	2 ⁵ / ₁₆ (5.9)	12
62307	9 ⁵ / ₈ to 10 (25.2 to 25.4)	2 ⁵ / ₁₆ (5.9)	12
62308	10 ¹ / ₁₆ to 10 ¹ / ₈ (25.6 to 25.7)	2 ⁵ / ₁₆ (5.9)	12
62309	10 ³ / ₁₆ to 10 ¹ / ₄ (25.9 to 26)	2 ⁵ / ₁₆ (5.9)	12
62310	10 ⁵ / ₁₆ to 10 ³ / ₈ (26.2 to 26.4)	2 ⁵ / ₁₆ (5.9)	12
62311	10 ⁷ / ₁₆ to 10 ¹ / ₂ (26.5 to 26.7)	2 ⁵ / ₁₆ (5.9)	12
62312	10 ⁹ / ₁₆ to 10 ⁵ / ₈ (26.8 to 27)	2 ⁵ / ₁₆ (5.9)	12
62313	10 ¹ / ₈ to 10 ³ / ₄ (27.1 to 27.3)	2 ⁵ / ₁₆ (5.9)	12
62314	10 ¹ / ₈ to 10 ⁷ / ₈ (27.5 to 27.6)	2 ⁵ / ₁₆ (5.9)	12
62315	10 ¹ / ₈ to 11 (27.8 to 27.9)	2 ⁵ / ₁₆ (5.9)	12

ITEM #	FITS PLATES: IN (CM)	HEIGHT: IN (CM)	CASE LOT
62318	11 ¹ / ₁₆ to 11 ¹ / ₈ (28.1 to 28.3)	2 ⁵ / ₁₆ (5.9)	12
62319	11 ³ / ₁₆ to 11 ¹ / ₄ (28.4 to 28.6)	2 ¹ / ₁₆ (5.9)	12
62320	11 ⁵ / ₁₆ to 11 ³ / ₈ (28.7 to 28.9)	2 ¹ / ₁₆ (5.9)	12
62321	11 ⁷ / ₁₆ to 11 ¹ / ₂ (29.1 to 29.2)	2 ¹ / ₁₆ (5.9)	12
62322	11 ⁹ / ₁₆ to 11 ⁵ / ₈ (29.4 to 29.5)	2 ¹ / ₁₆ (5.9)	12
62323	11 ¹ / ₈ to 11 ³ / ₄ (29.7 to 29.8)	2 ¹ / ₁₆ (5.9)	12
62324	11 ³ / ₈ to 11 ⁷ / ₈ (30 to 30.2)	2 ¹ / ₁₆ (5.9)	12
62325	11 ⁵ / ₈ to 12 (30.3 to 30.5)	2 ¹ / ₁₆ (5.9)	12
62326	12 ¹ / ₁₆ to 12 ¹ / ₈ (30.6 to 30.8)	2 ¹ / ₁₆ (5.9)	12
62327	12 ³ / ₁₆ to 12 ¹ / ₄ (31 to 31.1)	2 ¹ / ₁₆ (5.9)	12
62328	12 ⁵ / ₁₆ to 12 ³ / ₈ (31.3 to 31.4)	2 ¹ / ₁₆ (5.9)	12
62329	12 ⁷ / ₁₆ to 12 ¹ / ₂ (31.6 to 31.8)	2 ¹ / ₁₆ (5.9)	12
62330	12 ⁹ / ₁₆ to 12 ⁵ / ₈ (31.9 to 32.1)	2 ¹ / ₁₆ (5.9)	12
62331	12 ¹ / ₈ to 12 ³ / ₄ (32.2 to 32.4)	2 ¹ / ₁₆ (5.9)	12

Mirror-finished polish is available at additional charge Minimum order is 12



SCAN HERE TO LEARN MORE ABOUT CUSTOM COVERS

Plastic Plate Covers

- Dishwasher safe up to 200°F



ITEM #	PLATE DIAMETER: IN (CM)	COVER HEIGHT: IN (CM)	CASE LOT
918-13	8 ¹ / ₂ - 9 ¹ / ₈ (21.6 - 23.2)	2 ⁵ / ₈ (6.7)	12
958-13	9 ¹ / ₈ - 9 ⁵ / ₈ (23.2 - 24.5)	2 ⁵ / ₈ (6.7)	12
978-13	9 ⁵ / ₈ - 9 ⁷ / ₈ (24.5 - 25.1)	2 ³ / ₄ (7)	12
1018-13	9 ⁷ / ₈ - 10 ¹ / ₈ (25.1 - 25.7)	2 ³ / ₄ (7)	12
1038-13	10 ¹ / ₈ - 10 ³ / ₈ (25.7 - 26.2)	2 ³ / ₄ (7)	12
1078-13	10 ¹ / ₂ - 10 ⁵ / ₈ (26.7 - 27)	2 ³ / ₄ (7)	12
1100-13	11 (27.9)	2 ⁷ / ₈ (7.2)	12
1200-13	12 (30.5)	2 ⁷ / ₈ (7.2)	12



Bar Service

3-Piece Cocktail Shaker Sets

- Mirror-finished stainless steel
- Small size perfect for individual service



ITEM #	DESCRIPTION	DIMENSIONS (DIA X H): IN (CM)	CASE LOT
47610	12 oz, beehive style	2½ x 7 (6.4 x 17.8)	10
47622	22 oz, contemporary style	3½ x 8 (8.9 x 20.3)	12

Shakers & Malt Cup

- Mirror-finished stainless steel
- Reinforced bases
- Malt cup fits Hamilton Beach mixers



SHAKER ITEM #	CAPACITY: OZ (ML)	TOP DIAMETER: IN (CM)	HEIGHT: IN (CM)	CASE LOT
46793	30 (887.2)	3⅝ (9.2)	7 (17.8)	12
46791	15 (443.6)	3⅜ (8.6)	4½ (11.4)	12
MALT CUP ITEM #				
48070	30 (887.2)	4 (10.2)	6¾ (17.1)	12

Four-Prong Cocktail Strainer and Bar Spoon

- Stainless steel
- Strainer has removable spring for easy cleaning



ITEM #	DESCRIPTION	CASE LOT
46787	Strainer fits standard-size bar shaker	12
46784	Bar spoon measures 11" (27.9 cm) length	24

Stainless Steel Bowls



ITEM #	DESCRIPTION	CAPACITY: OZ (ML)	DIMENSIONS (W X H): IN (CM)	CASE LOT
54422	All-purpose	24 (709.8)	5 x 3¼ (12.7 x 8.3)	24

Stainless Steel Ice Bucket and Ice Tongs

STAINLESS STEEL ICE BUCKET

- Mirror-finished exterior, satin-finished interior



ICE TONGS

- Stainless steel/hammered finish



ITEM #	DESCRIPTION	CAPACITY: QT (L)	DIMENSIONS: IN (CM)	CASE LOT
46621	Ice bucket	1.6 (1.5)	5⅞ x 5½ (15 x 14) dia x h	24
47104	Ice tongs	—	6¼ (15.9) length	12



Scoops

STAINLESS STEEL SCOOPS

- Heavy-duty stainless steel
- Mirror-finished inside, satin-finished outside
- Use for ice, sugar, or other dry ingredients



CAST ALUMINUM SCOOPS

- One-piece construction with capacity stamped on handle
- Rounded handle with ergonomic finger grips

ITEM #	DESCRIPTION	CAPACITY: OZ (ML)	BOWL SIZE: IN (CM)	LENGTH: IN (CM)	CASE LOT
STAINLESS STEEL SCOOPS					
92110	Stainless steel scoop	52 (1537.8)	7 ⁷ / ₈ x 5 ¹ / ₄ (20 x 13.3)	4 (10.2) handle	6
46790*	Stainless steel bar scoop	5 ¹ / ₂ (162.7)	5 x 2 ¹ / ₂ (12.7 x 6.4)	9 ¹ / ₂ (24.1) overall	24
CAST ALUMINUM SCOOPS					
46890	Cast aluminum scoop	5 (147.9)	4 ³ / ₄ x 2 ³ / ₈ (12.1 x 6)	7 ³ / ₁₆ (18.2)	24
46891	Cast aluminum scoop	12 (354.9)	6 ¹ / ₄ x 3 ¹ / ₈ (15.9 x 7.9)	8 ¹³ / ₁₆ (22.4)	24
5280	Cast aluminum scoop	18 (532.2)	5 ¹ / ₂ x 3 (14 x 7.6)	—	6
46892	Cast aluminum scoop	24 (709.7)	8 x 4 (20.3 x 10.2)	10 ³ / ₄ (27.3)	24
46893	Cast aluminum scoop	38 (1123.7)	9 x 4 ³ / ₄ (22.9 x 12.1)	12 ¹³ / ₁₆ (31)	24
46894	Cast aluminum scoop	58 (1715.2)	10 ¹ / ₂ x 5 ¹ / ₂ (26.7 x 14)	14 ³ / ₈ (36.6)	20
46895	Cast aluminum scoop	85 (2513.7)	12 x 6 ¹ / ₄ (30.5 x 15.9)	15 ⁵ / ₈ (39.8)	20

*46790 not NSF[®] certified



Traex[®] Bar Keep[™] II Storage

- Kit includes (1) neck, (1) jar, (1) lid, and (6) assorted-color standard spouts



ITEM #	DESCRIPTION	CAPACITY: QT (L)	DIMENSIONS: IN (CM)	CASE LOT
3616	Bar Keep [™] II storage kit – 1 pint	.5 (.47)	10 ¹ / ₈ x 3 ³ / ₈ (25.7 x 9.2)	12
3632	Bar Keep [™] II storage kit – 1 quart	1 (.95)	13 ³ / ₈ x 3 ³ / ₄ (34 x 9.5)	12
3648	Bar Keep [™] II storage kit – 48 oz	1.5 (1.4)	15 x 6 ¹ / ₂ (38.1 x 16.5)	6
3664	Bar Keep [™] II storage kit – 0.5 gal	2 (1.9)	13 ³ / ₄ x 5 (35 x 12.7)	6
3628	Bar Keep [™] II storage kit – 1 gal	4 (3.8)	17 x 5 ¹ / ₂ (43.2 x 13.4)	6
REPLACEMENT PARTS				
3604A	Neck only	–	–	12
3605A-05	Lid only, white	–	–	12
3606A-99	Standard spout in assorted colors	–	–	1



Traex® Kondi-Keeper™ Condiment Dispensers

- Self-closing lid
- Contemporary design
- Plastic models are NSF® certified
- Stainless steel model has no bottom and is meant to sit on ice
- Positive stacking
- Reduces contamination
- Refreezable bottles fit under inserts, keeping condiments cool and fresh longer
- Not recommended for dishwashers
- Clear polycarbonate lid for easy viewing
- Domed design increases capacity and allows for overflow
- Notched lids allow you to keep spoons in place with lid closed



ITEM #*	DESCRIPTION	EXTERIOR FINISH	CAPACITY	INSERTS	DIMENSIONS (L X W X H): IN (CM)	CASE LOT
CONDIMENT DISPENSERS						
4741-xx*	Condiment dispenser with pint inserts and standard lid	Plastic	4 pt (1.9 L)	4	12 x 6 x 4½ (30.5 x 15.2 x 11.4)	1
4743-xx*	Condiment dispenser with pint inserts and standard lid	Plastic	6 pt (2.8 L)	6	18 x 6 x 6½ (45.7 x 15.2 x 15.6)	1
4746-xx*	Condiment dispenser with pint inserts and standard lid	Plastic	8 pt (3.8 L)	8	24 x 6 x 4½ (61 x 15.2 x 11.4)	1
4762-xx*	Condiment dispenser with quart inserts and notched lid	Plastic	3 qt (3.3 L)	3	18 x 6 x 6½ (45.7 x 15.2 x 15.6)	1
4742-xx*	Condiment dispenser with quart inserts and standard lid	Plastic	3 qt (3.3 L)	3	18 x 6 x 6½ (45.7 x 15.2 x 15.6)	1
4740-xx*	Condiment dispenser with quart inserts and standard lid	Plastic	2 qt (2.2 L)	2	12 x 6 x 4½ (30.5 x 15.2 x 11.4)	1
4745-xx*	Condiment dispenser with quart inserts and standard lid	Plastic	4 qt (4.4 L)	4	24 x 6 x 4½ (61 x 15.2 x 11.4)	1
4702	Condiment dispenser with pint inserts and standard lid	Stainless steel	6 pt (2.8 L)	6	18 x 6 x 4½ (45.7 x 15.2 x 11.4)	1
4705	Condiment dispenser with quart inserts and standard lid	Stainless steel	3 qt (3.3 L)	3	18 x 6 x 4½ (45.7 x 15.2 x 11.4)	1
CONDIMENT DISPENSER ACCESSORIES						
4747	Refreezable bottle	—	—	—	5½ x 4½ x 1½ (13.2 x 11.4 x 2.9)	6
4801	1 pint insert	—	1 pt (.47 L)	—	2¾ x 3 x 5½ (7.3 x 7.6 x 14.9)	24
4802	1 quart insert	—	1 qt (.95 L)	—	2¾ x 5½ x 5½ (7.3 x 14.9 x 14.9)	12
529-13	Condiment spoon	—	—	—	5¼ (13.3) length	6

*Add suffix to designate color at XX (brown -01, black -06)



Bar Mats

- Flexible thermoplastic rubber



ITEM #	DESCRIPTION	COLOR	DIMENSIONS (L X W X H): IN (CM)	CASE LOT
2330-99	Rail-mate glass rail mat	Black	23½ x 3¾ x ½ (56.7 x 7.9 x 1.3)	12
2331-99	Service mat	Black	18 x 12 x ½ (45.7 x 30.5 x 1.3)	6





Wine/Champagne Buckets

- Heavy-duty mirror-finished stainless steel



47630
47625



47620



46609



47617



46801



46616

ITEM #	DESCRIPTION	DIMENSIONS (DIA X H): IN (CM)	BOTTOM DIAMETER: IN (CM)	FITS STAND ITEM #	CASE LOT
47630	Bucket with handles, mirror-finished stainless steel	8¼ x 8 (21 x 20.3)	—	47611	1
47625	Double bucket with handles, mirror-finished stainless steel	9⅞ x 9⅞ (25.1 x 23.2)	—	47621	1
47620*	Bucket with handles, mirror-finished stainless steel	8¼ x 7¾ (21 x 19.7)	—	47611	1
46609	Beehive-style, heavy-gauge mirror-finished stainless steel, tabletop use	7½ x 7⅞ (19 x 20)	5⅞ (13.7)	—	1
47617*	Fluted-style mirror-finished interior and top rim steel, tabletop or stand	9⅞ x 8¾ (24 x 22.2)	6½ (16.5)	47611	1
46801	Satin-finished stainless steel, stand use only	8¾ x 10⅞ (22.2 x 25.7)	6 (15.2)	46800	6
46616	Double-wall, stainless steel	8 x 7 (20.3 x 17.8)	5¾ (41.6)	47611	6

*For use on tabletop or in stand

Double-Wall Insulated Wine Coolers

- Stainless steel
- Keeps wines or champagnes chilled for up to 4 hours
- No ice or pre-chilling required, no sweat



47605

ITEM #	DESCRIPTION	EXTERIOR FINISH	INTERIOR FINISH	DIMENSIONS (DIA X H): IN (CM)	CASE LOT
47605	Double-wall straight-sided cooler	Satin-finish	Satin-finish	4½ x 7¾ (11.4 x 19.7)	1



47611
Bucket
stand sold
separately

Wine/Champagne Bucket Stands

ITEM #	DESCRIPTION	DIMENSIONS (DIA X H): IN (CM)	CASE LOT
47611	Single bottle stand, for 46616, 47617, 47620, 47630, and 52930 buckets	7¾ x 23⅞ (19.7 x 60)	1
47621	Double bottle stand, for 47625 bucket	8⅞ x 23⅞ (21.9 x 60)	1
46800	Stand only, for 46801 and 52930 buckets		1

Note: Buckets and stands sold separately



Double-Wall Conical Stainless Steel Beverage Bins

- Double-wall construction won't sweat



47226

ITEM #	DESCRIPTION	OUTSIDE DIMENSIONS (TOP DIA X H X BOTTOM DIA): IN (CM)	CAPACITY: GALLON (L)	CASE LOT
47226	Tabletop beverage bin	14½ x 7 x 11¼ (36.8 x 17.8 x 28.6)	3 (11.3)	1
47225	Double-wall conical beverage bin	18 x 8¼ x 15 (45.7 x 20.9 x 38.1)	5 (19.0)	1

Wire Flight Caddies

- Ideal for beverage or food sampling
- Dishwasher safe



WR-1027-06



WR-1028-06

ITEM #	DESCR	CAPACITY	MAX GLASS DIAMETER: IN (CM)	MAX GLASS STEM LENGTH: IN (CM)	CASE LOT
WR-1026-06	Circular	6 glasses	3½ (8.9)	4¾ (12.1)	1
WR-1027-06	Circular	3 glasses	4⅝ (10.8)	4¾ (12.1)	1
WR-1028-06	Inline	3 glasses	3½(8.9)	—	1

Bottle Coaster/Spoon Rest

- Mirror-finished stainless steel



ITEM #	DESCRIPTION	DIAMETER: IN (CM)	CASE LOT
46622	Bottle coaster/spoon rest	6⅞ (15.6)	24

Vacuum Wine Saver/Stopper

- Maintains wine quality by removing excess oxygen
- Creates vacuum seal – no leaking
- Dishwasher safe



ITEM #	DESCRIPTION	DIMENSIONS: IN (CM)	CASE LOT
47609	Vacuum wine saver/stopper	4 x 1¾ (10.2 x 4.4)	6

Pulltap's™ Waiter's Corkscrew

- Patented double-lever system makes removing the cork effortless
- Five-turn Teflon®-coated forged steel
- Custom imprinting available



ITEM #	DESCRIPTION	SCREW LENGTH: IN (CM)	OVERALL LENGTH*: IN (CM)	CASE LOT
47602	Hinged design	2 (5.1)	4⅝ (11.7)	10

Corkscrews



46788

46789

ITEM #	DESCRIPTION	LENGTH: IN (CM)	CASE LOT
46789	Waiter's corkscrew	4⅝ (11.7)	12
46788	Winged corkscrew and cap lifter	7¼ (18.4)	12

Champagne Stopper



ITEM #	DESCRIPTION	CASE LOT
47603	Butterfly-style champagne stopper, stainless steel	12



Tabletop Service

Triennium™ Beverage Service

- Stainless steel
- Unique triangular body design
- Dishwasher safe



MIRROR-FINISHED ITEM #	SATIN-FINISHED ITEM #	DESCRIPTION	CAPACITY	HEIGHT: IN (CM)	CASE LOT
46202	–	Coffee pot	34 oz (1.0 L)	6½ (15.6)	1
46203	46303	Coffee pot	2.3 qt (2.2 L)	8¾ (21.3)	1
46204	46304	Water pitcher	2.3 qt (2.2 L)	7¾ (20)	1
46206	46306	Water pitcher with ice guard	2.3 qt (2.2 L)	7¾ (20)	1
46207	46307	Tea pot	12 oz (.35 L)	3 (7.6)	1
46208	46308	Open creamer	9 oz (.29 L)	3¾ (9.5)	1
–	46309	Covered creamer	9 oz (.29 L)	3¾ (9.5)	1

Orion™ Beverage Service

- Mirror-finished exterior, satin-finished interior, stainless steel



ITEM #	DESCRIPTION	CAPACITY: OZ (L)	HEIGHT: IN (CM)	CASE LOT
46593	Coffee pot	12 (.35)	4½ (11.4)	1
46594	Coffee pot	20 (.6)	5½ (13.0)	1
46595	Coffee pot	34 (1)	5¾ (15.0)	1
46596	Coffee pot	68 (2)	7¼ (19.5)	1
46597	Sugar server	12 (.35)	3¾ (8.5)	1
46598	Covered creamer	12 (.35)	4½ (11.4)	1
46633	Open creamer	8 (.25)	3½ (8.9)	1
46634	Water pitcher	68 (2)	6¾ (17.1)	1



Water Pitchers

- Welded ice guard reduces splashing and spills for trouble-free pouring



ITEM #	DESCRIPTION	CAPACITY: QT (L)	HEIGHT: IN (CM)	CASE LOT
46599	Water pitcher, mirror-finished exterior, satin-finished interior, stainless steel, welded hollow tubular handle insulates for comfortable pouring	1.9 (1.8)	9 1/8 (23)	1
46403	Water pitcher, stainless steel	2 (1.9)	9 1/4 (23.5)	1
46402	Water pitcher, stainless steel, welded hollow tubular handle insulates for comfortable pouring	2 (1.9)	7 1/4 (18.4)	6

Stainless Steel Pitcher

- Brushed-satin stainless steel exterior



ITEM #	CAPACITY: QT (L)	DIMENSIONS (W X D X H): IN (CM)	CASE LOT
465312	3 (2.8)	9 1/4 x 6 1/2 x 9 1/4 (23.5 x 16.5 x 23.5)	1

Double-Wall Pitcher

- Double-wall construction



ITEM #	CAPACITY: QT (L)	DIMENSIONS (W X D X H): IN (CM)	CASE LOT
46550	2 (1.9)	8 3/4 x 6 1/2 x 11 1/8 (22.2 x 16.5 x 28.2)	1

Bell-Shaped Pitchers

- High-quality stainless steel seamless construction and satin-finish
- All-welded handles
- Hollow handle insulates for comfortable pouring



ITEM #	CAPACITY: QT (L)	HEIGHT: IN (CM)	CASE LOT
82020	2 1/8 (2)	8 (20.3)	4
82030	3 1/8 (2.9)	9 (22.9)	4
82040	4 1/8 (3.9)	10 3/8 (26.4)	4

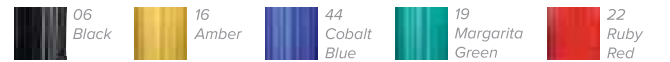


Traex® Beverage Pitchers

- Durable polycarbonate
- Thumb-grip pour control and ice catcher pour lip
- Dishwasher safe
- 6010-13 clear pitcher is NSF® certified



ITEM #	DESCRIPTION	CAPACITY: OZ (L)	DIMENSIONS (DIA X H): IN (CM)	CASE LOT
6010-XX	Three-lip deluxe pitcher – choose color suffix	60 (1.8)	8 5/8 x 4 7/8 (21.9 x 12.4)	12
6000-13	Deluxe clear pitcher	60 (1.8)	9 1/4 x 5 3/8 (23.5 x 13)	12
611-0606	Black beverage coaster	—	6 x 6 (15.2 x 15.2)	12





Tilt & Pour® SwirlServe Beverage Servers

- Orange, brown, and white tabs for easy differentiation
- Impact-resistant ABS plastic
- Hand-wash only
- Unique design - pour without pressing button
- Self-closing spout disassembles for easy cleaning



BLACK ITEM #	WHITE ITEM #	CAPACITY: OZ (ML)	CASE LOT
52126	52124	10 (295)	12
52142	52132	20 (591)	12
52140	52130	42 (1242)	12
52144	52134	64 (1892)	6

BLACK COVER ITEM #	WHITE COVER ITEM #	COVER CASE LOT
52127	52125	6
52143	52133	6
52141	52131	6
52145	52135	6

SwirlServe Hot-N-Cold Beverage Servers

- Covers are interchangeable with Tilt & Pour® covers



BLACK ITEM #	WHITE ITEM #	CAPACITY: OZ (ML)	CASE LOT
52122	52120	10 (295)	12
52172	52162	20 (591)	12
52170	52160	42 (1242)	12
52174	52164	64 (1892)	6

BLACK COVER ITEM #	WHITE COVER ITEM #	COVER CASE LOT
52123	52121	6
52173	52163	6
52171	52161	6
52175	52165	6

Tea and Coffee Servers

- Mirror-finished stainless steel



ITEM #	DESCRIPTION	CAPACITY: OZ (ML)	HEIGHT: IN (CM)	CASE LOT
TEA AND COFFEE SERVERS WITH BUILT-IN STRAINER FOR SERVING TEA				
46314	Flat handle	10 (.3)	4¼ (10.8)	12
46370	Hollow handle	12 (.4)	4 (10.2)	12

Double-Wall Insulated Server

- Insulated server
- Mirror-finished stainless steel



ITEM #	DESCRIPTION	CAPACITY: OZ (ML)	HEIGHT: IN (CM)	CASE LOT
46613	Server with hinged insulated cover	10 (296)	3¼ (8.3)	12

Hammered Creamers and Servers

- Stainless steel



ITEM #	DESCRIPTION	CAPACITY: OZ (ML)	HEIGHT: IN (CM)	CASE LOT
T4030HH	Bell-shaped hammered creamer	3 (88)	2 (5.1)	12
T4710HH	Gooseneck hammered server	10 (300)	4¼ (10.8)	12

Bell Creamers

- Mirror-finished stainless steel
- Excellent choice for serving cream, sauces, and dressings



ITEM #	DESCRIPTION	CAPACITY: OZ (ML)	HEIGHT: IN (CM)	CASE LOT
46003	Bell creamer	3 (89)	2 (5.1)	24
46005	Bell creamer	5 (148)	2¾ (7)	12
46008	Bell creamer	8 (237)	3⅝ (7.9)	12



Gooseneck Servers

- Mirror-finished stainless steel
- Hollow handle insulates for comfortable pouring



ITEM #	DESCRIPTION	CAPACITY: OZ (ML)	HEIGHT: IN (CM)	CASE LOT
46310	Traditional	10 (296)	4¼ (10.8)	12

Condiment Server

- Stainless steel



ITEM #	DESCR	SINGLE-BOWL CAPACITY: OZ (L)	OVERALL HEIGHT: IN (CM)	BOWL DIAMETER: IN (CM)	CASE LOT
46636	3-bowl	4 (12)	3¼ (8.3)	3½ (9.8)	1

Oval Bowl

- Mirror-finished stainless steel basket



ITEM #	CAPACITY: QT (L)	OVERALL DIMENSIONS (L X W X H): IN (CM)	CASE LOT
46624	1.7 (1.6)	10 ¹¹ / ₁₆ x 7 x 2 ⁵ / ₁₆ (27.1 x 17.8 x 5.9)	1

Tureen

- Stainless steel
- Sturdy welded base and side handles



ITEM #	CAPACITY: QT (L)	HEIGHT W/BASE: IN (CM)	CASE LOT
47845	5 (4.7)	4 ⁷ / ₈ (12.4)	6

Flared Sauce Cups

- Stainless steel
- Mirror-finished outside, satin-finished inside



ITEM #	DESCRIPTION	CAPACITY: OZ (ML)	HEIGHT: IN (CM)	TOP DIAMETER: IN (CM)	CASE LOT
46714	Stainless steel	4 (118)	1 ³⁹ / ₆₄ (4.1)	3 (7.6)	12
46716	Stainless steel	6 (177)	1 ¹³ / ₁₆ (4.6)	3¼ (9.5)	12

Sauce Cup

- Stainless steel
- Mirror-finished outside, satin-finished inside



ITEM #	CAPACITY: OZ (ML)	HEIGHT: IN (CM)	TOP DIAMETER: IN (CM)	CASE LOT
46713	3 (89)	1 ⁵ / ₈ (4.1)	2 ⁹ / ₁₆ (6.5)	12

Sizzling Platter and Underliner

- Heavy-duty 16-gauge stainless steel
- High-temperature polyester underliner
- Dishwasher safe



ITEM #	DESCRIPTION	DIMENSIONS (L X W): IN (CM)	CASE LOT
81170	Oval platter with underliner	13¾ x 8 ⁵ / ₁₆ (34.9 x 21.1)	12
81180	Oval platter only	11¾ x 7¾ (29.8 x 19.7)	12
81190	Oval underliner only	13¾ x 8 ⁵ / ₁₆ (34.9 x 21.1)	12

Stainless Steel Au Gratin

- Mirror-finished stainless steel
- Go straight from oven or broiler to table
- Integral handle



ITEM #	CAPACITY: OZ (ML)	OVERALL DIMENSIONS (L X W X H): IN (CM)	CASE LOT
47428	8 (236)	8 x 4½ x 1½ (20.3 x 11.4 x 2.9)	12
47422	12 (355)	9 x 5 x 1½ (22.9 x 12.7 x 3.5)	12
47425	15 (443)	10½ x 5¾ x 1½ (26.7 x 14.6 x 3.5)	12





Brocade Flatware

- Mirror-finished, heavyweight
- 18% chrome stainless steel



ITEM #	DESCRIPTION	LENGTH: IN (CM)	CASE LOT
48220	Teaspoon	6 $\frac{3}{8}$ (16.2)	1 dz
48221	Dinner fork	7 $\frac{1}{2}$ (19.1)	1 dz
48222	Dinner knife, solid handle	8 $\frac{7}{8}$ (22.5)	1 dz
48223	Dessert spoon	7 $\frac{3}{8}$ (18.7)	1 dz
48224	Iced tea spoon	7 $\frac{3}{8}$ (18.7)	1 dz
48225	Bouillon spoon	6 $\frac{1}{8}$ (15.6)	1 dz
48226	Oyster/shrimp fork	5 $\frac{3}{4}$ (14.6)	1 dz
48227	4-tine salad fork	6 $\frac{1}{2}$ (16.5)	1 dz
48228	Serving spoon	8 $\frac{3}{4}$ (21)	1 dz

Thornhill™ Flatware

- Matte-finish, heavyweight
- 18% chrome stainless steel



ITEM #	DESCRIPTION	LENGTH: IN (CM)	CASE LOT
48150	Teaspoon	6 (15.2)	1 dz
48151	Dessert spoon	7 (17.8)	1 dz
48152	Serving spoon	8 (20.3)	1 dz
48153	Bouillon spoon	6 (15.2)	1 dz
48154	Iced tea spoon	7 $\frac{3}{8}$ (19.4)	1 dz
48160	Oyster/shrimp fork	5 $\frac{1}{2}$ (14)	1 dz
48161	4-tine salad fork	6 (15.2)	1 dz
48162	Dinner fork	7 $\frac{1}{4}$ (18.4)	1 dz
48171	Dinner knife, solid handle	8 $\frac{1}{2}$ (21.6)	1 dz

Steak Knives

- Hand-washing will prolong life of product



ITEM #	DESCRIPTION	BLADE LENGTH: IN (CM)	CASE LOT
48140	Wood handle	4 $\frac{3}{8}$ (11.2)	24
48142	Laminated wood handle	4 (10.2)	12
48143	Plastic black textured handle	4 $\frac{3}{4}$ (12.1)	24
48144	Jumbo black plastic handle	4 $\frac{7}{8}$ (12.4)	12
48147	Riveted wood handle	4 $\frac{3}{8}$ (10.5)	24
48148	Jumbo riveted wood handle	5 (12.7)	12

Queen Anne™ Flatware

- Satin-finished, heavyweight
- 18% chrome stainless steel



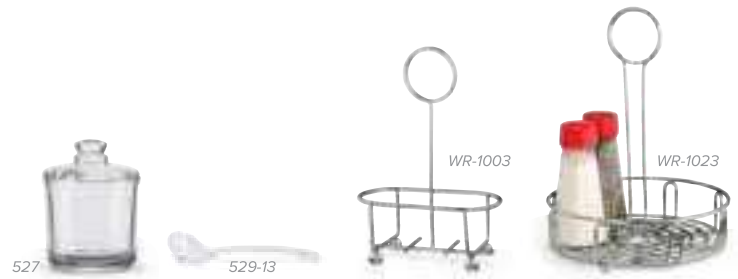
ITEM #	DESCRIPTION	LENGTH: IN (CM)	CASE LOT
48100	Teaspoon	6 (15.2)	1 dz
48101	Dessert spoon	7 (17.8)	1 dz
48102*	Bouillon spoon	6 $\frac{1}{8}$ (15.6)	1 dz
48103	Iced tea spoon	7 $\frac{1}{2}$ (19.1)	1 dz
48104	Serving spoon	8 $\frac{3}{8}$ (21.3)	1 dz
48110*	Dinner fork	8 (20.3)	1 dz
48112*	4-tine dinner fork	7 $\frac{1}{2}$ (19.1)	1 dz
48113	3-tine salad fork	6 $\frac{1}{8}$ (17.2)	1 dz
48114	4-tine salad fork	6 $\frac{1}{8}$ (16.8)	1 dz
48115	Oyster/shrimp fork	5 $\frac{1}{8}$ (14.3)	1 dz
48116	Serving fork	8 $\frac{3}{8}$ (21.9)	1 dz
48122*	Dinner knife, solid flat handle	9 (22.9)	1 dz
48125	Butter knife, hollow handle	7 (17.8)	1 dz
48130	Steak knife, hollow handle	9 $\frac{1}{16}$ (23)	1 dz
48131	Dinner knife, hollow handle	9 (22.9)	1 dz
48133	Dinner knife, hollow handle	9 $\frac{3}{8}$ (23.8)	1 dz

*Not shown




Tabletop Essentials

DripCut® Condiment Caddies and Jars



ITEM #	DESCRIPTION	CAPACITY: OZ (ML)	DIMENSIONS (DIA X H): IN (CM)	CASE LOT
528-13	Clear poly condiment jar and lid	8 (237)	3¾ x 3½ (9.5 x 7.9)	12
528J-13	Clear poly condiment jar only	—	—	12
528T-13	Clear poly condiment lid only	—	—	12
527	Glass condiment jar and lid	6 (177.4)	3¾ x 3½ (9.5 x 7.9)	12
527J	Glass condiment jar only	—	—	12
527T	Glass condiment lid only	—	—	12
529-13	Clear polycarbonate condiment spoon	—	5¼ (13.3)	12
WR-1003	Wire rack condiment caddy – holds two salt & pepper shakers	—	4¾ x 2¾ x 6 (11.1 x 6 x 14)	12
WR-1023	Round wire condiment caddy – holds four 12 oz squeeze bottles and salt & pepper shakers	—	7 x 9¼ (17.8 x 23.5)	4

DripCut® Salt & Pepper Shakers



ITEM #	DESCRIPTION	CAPACITY: OZ (ML)	DIMENSIONS: (DIA X H): IN (CM)	CASE LOT	REPLACEMENT JAR	REPLACEMENT TOP
PLASTIC TOP CAFÉ						
313-02	Poly jar/red plastic top S&P shaker	3 (89)	2 x 4½ (5.1 x 11.8)	72	—	102T-02
313-06	Poly jar/black plastic top S&P shaker	3 (89)	2 x 4½ (5.1 x 11.8)	72	—	102T-06
PANELED FLIP TOP™ CAFÉ						
322-06	Poly jar/black plastic top S&P shaker	2 (59)	1¾ x 3½ (4.5 x 9.2)	72	—	—
PANELED POLYCARBONATE JARS/STAINLESS STEEL FLAT TOP						
302-0	Poly jar/stainless steel flat top S&P shaker	2 (59)	1¾ x 3½ (4.5 x 8.9)	72	—	320T
CONTINENTAL COLLECTION						
802-12	Glass jar/chrome top S&P shaker	2 (59)	1¾ x 3 (4.5 x 7.6)	12	802J-12	802T
802G-12	Glass jar/gold top S&P shaker	2 (59)	1¾ x 3 (4.5 x 7.6)	12	802J-12	802TG
PLASTIC TOP CAFÉ						
602-12	Glass jar/stainless steel top S&P shaker	2 (59)	1¾ x 3 (4.5 x 7.6)	12	802J-12	440T
NOSTALGIC						
202-12	Square glass jar/stainless steel top S&P shaker	2 (59)	1¾ x 4½ (4.1 x 10.5)	12	—	—
SMOOTH GLASS JAR/STAINLESS STEEL MUSHROOM TOP						
703	Smooth glass jar stainless steel top S&P shaker	3 (89)	1¾ x 4½ (4.5 x 11.8)	24	703J	440T



DripCut® Cheese Shakers

ITEM #	DESCRIPTION	CAPACITY: OZ (ML)	DIMENSIONS (DIA X H): IN (CM)	CASE LOT	REPLACEMENT JAR	REPLACEMENT TOP
674	Round perforated SS top with swirl glass jar	6 (177.4)	2½ x 3⅝ (6.4 x 9.2)	12	674J-12	674T
260	Round SS top w/polycarbonate jar	4 (118.3)	2½ x 3½ (6.4 x 8.9)	12	260LJ	260T

DripCut® Sugar Pourers & Holders



ITEM #	DESCRIPTION	CAPACITY OZ (ML)	DIMENSIONS L X W X H: IN (CM)	CASE LOT	REPLACEMENT JAR	REPLACEMENT TOP
930	Continental chrome-plated top glass sugar pourer	12 (355)	3⅝ x 2⅝ x 5⅞ (8.6 x 6 x 13)	12	930J	930T
WR-1009	Chrome-plated sugar caddy w/out handles	—	5 x 2½ x 1⅞ (12.7 x 5.4 x 4.1)	12	—	—


DripCut® Servers and Chrome-Plated Tops



ITEM #	DESCRIPTION	CAPACITY: OZ (ML)	DIMENSIONS (L X W X H): IN (CM)	CASE LOT	REPLACEMENT JAR	REPLACEMENT TOP
1206	Polycarbonate Jar	7 (207)	2¾ x 1⅞ x 4¼ (7 x 4.1 x 10.8)	12	1206LJ	206T
1212	Polycarbonate Jar	10 (296)	3⅞ x 1¾ x 5 (7.9 x 4.5 x 12.7)	12	1212LJ	206T
1214	Polycarbonate Jar	16 (473)	3½ x 1⅞ x 5¾ (8.9 x 4.8 x 14.6)	12	1214LJ	214T
206-0	Glass Jar	6 (177.4)	2¾ x 1¾ x 3¾ (7 x 4.5 x 9.5)	12	206J	206T
214	Glass Jar	14 (414)	3½ x 2 x 5⅞ (8.9 x 5.1 x 14.9)	12	214J	214T

DripCut® Servers With Plastic Tops

- To specify top color when ordering your DripCut® server, add suffix (TT) to choose color (brown 01, red 02, white 05, black 06, almond 18)



ITEM #	DESCRIPTION	AVAILABLE CAP COLORS	CAPACITY: OZ (ML)	DIMENSIONS (L X W X H): IN (CM)	CASE LOT	REPLACEMENT JAR	REPLACEMENT TOP
614-TT	Glass jar	-01, -02, -05, -18	14 (414)	3½ x 2 x 5⅞ (8.9 x 5.1 x 14.9)	12	214J	614T-TT
1606-TT	Polycarbonate jar	-02, -06, -18	7 (207)	2¾ x 1¾ x 4¼ (7 x 4.5 x 10.8)	12	1206LJ	606T-TT
1412-TT	Polycarbonate jar	-02, -06, -08, -18	10 (296)	3⅞ x 1¾ x 5 (7.9 x 4.5 x 12.7)	12	1212LJ	606T-TT
1414-TT	Polycarbonate jar	-01, -02, -18	16 (473)	3½ x 1⅞ x 5¾ (8.9 x 4.8 x 14.6)	12	1214LJ	614T-TT



Dessert Service

- Mirror-finished stainless steel



ITEM #	DESCRIPTION	CAPACITY	DIMENSIONS: IN (CM)	CASE LOT
48013	Paneled sherbet dish with scalloped top	3½ oz (103 ml)	1½ (4.8) height	12
48015	Paneled sherbet dish with scalloped top	5 oz (148 ml)	2¼ (5.7) height	12
46701	Paneled sherbet dish with gadroon base	16 oz (473 ml)	3¾ (8.6) height	12
48003	Sherbet bowl with gadroon top	3½ oz (103 ml)	2 x 3¾ (5.1 x 9.6) (h x dia)	12
T720DW	Hammered double-wall ice cream chiller	3 gal (3.8 L)	10¾ x 11½ (29.5 x 27.3) (h x dia)	1
48023	Cake stand shipped knocked down	—	6¾ x 13 (16.8 x 33) (h x dia)	1

Seafood Service



ITEM #	DESCRIPTION	DIMENSIONS: IN (CM)	CASE LOT
46763	Lobster/nut cracker, forged stainless steel	6¼ (15.9) length	12
46764	Lobster/nut cracker, polished chrome plated	6 (15.2) length	24

SUPREME SET – ORDER PARTS SEPARATELY

46701	16 oz (473 ml) paneled bowl with gadroon base	5½ (12.8) outside diameter	12
46706	Slotted ring	5¾ (13) outside diameter	12
46709	1-piece slotted ring and cup	5¾ (13) outside diameter	12

Butter Melters



ITEM #	DESCRIPTION	CAPACITY: OZ (ML)	HEIGHT: IN (CM)	CASE LOT
46771	Butter melter with cup, candle holder and candle, chrome-plated wire stand	3 (89)	5½ (14.3)	6
46776	Butter melter with pan, glass candle holder and candle, chrome-plated wire stand	3¼ (96)	5 (12.7)	12
46777	Butter melter base with oval vents	4¼ (125.7)	3¾ (9.2)	1
45710	Stainless steel pan with rosewood handle for butter melter base 46777	—	1½ (2.9)	12

Three-Way Revolving Server

- Ladle shown: 52908



ITEM #	DESCRIPTION	DIMENSIONS (W X H): IN (CM)	CAPACITY: OZ (ML)	CASE LOT
99637*	Server	8¼ x 5¾ (20.9 x 14.6)	—	1
99636	Bowl only	4 x 2½ (10 x 6.3)	10 (295)	12

Rack revolves for easy access *99637 includes three 10 oz (295 ml) stainless steel bowls

Gravy Boats

- Mirror-finished stainless steel
- Gadroon-edge base
- All-welded construction



ITEM #	CAPACITY: OZ (ML)	CASE LOT
47573	3 (89)	12
47575	5 (148)	12
47578	8 (236)	12



Serving Bowls

- Dishwasher-safe, impact-resistant melamine construction
- In compliance with FDA standards
- Ideal for salad, chips, and condiments
- Heat resistant up to 187°F (86°C)



ITEM #	DESCRIPTION	CAPACITY: OZ (ML)	DIAMETER: IN (CM)	CASE LOT
52861	Black	12 (354)	5¾ (14.6)	12
52867	Black	14 (413)	6 (15.2)	12
52870	Black	34 (1005)	8 (20.3)	12

Plastic Tip Trays

- Attractive scratch-resistant material



ITEM #	DESCRIPTION	DIMENSIONS (W X D): IN (CM)	CASE LOT
1000-06	Plain black tray	6½ x 4½ (16.5 x 11.4)	36
1000-96	Thank You black tray	6½ x 4½ (16.5 x 11.4)	36



Card and Menu Holders

- Stainless steel
- 46795: Weighted cast base adds stability



ITEM #	DIMENSIONS (L X H) ABOVE COUNTER: IN (CM)	CASE LOT
46795	1⅞ x 1½ (2.9 x 3.8)	36
46794	2¼ x 1¾ (5.7 x 4.4)	60

Check Spindle



ITEM #	DIMENSIONS (D X H): IN (CM)	CASE LOT
2721	3 x 6 (7.6 x 15.2)	12

Check Holders

- Brushed aluminum




ITEM #	DIMENSIONS (W X H): IN (CM)	CASE LOT
2518	18 x 2 (45.7 x 5.1)	2
2524	24 x 2 (61 x 5.1)	2
2536	36 x 2 (91.4 x 5.1)	2
2548	48 x 2 (121.9 x 5.1)	2



Table Joiner

- Plated steel
- Adjusts from 24" to 42" (61 to 106 cm)
- Two-piece construction
- For square or rectangular tables



ITEM #	DESCRIPTION	CASE LOT
97299	Adjusts from 24" to 42" (61 to 106 cm)	3

Stainless Steel Institutional Ware

- Mirror-finished stainless steel



ITEM #	DESCRIPTION	CAPACITY: OZ (ML)	DIMENSIONS: IN (CM)	CASE LOT
47252	Six-compartment tray with stacking lugs	—	15½ l x 11⅞ w x ¾ h (39.4 x 29.5 x 1.9)	24
47536	Soup bowl	16.3 (482)	6 dia x 1¾ h (15.2 x 4.5)	12
47555	Drink or soup cup	9 (266)	3½ dia x 2⅞ h (8.9 x 5.6)	12
68520*	Tumbler	12 (354)	3⅞ x 2¼ x 4⅞ (8 x 5.2 x 11.5) (top dia x bottom dia x h)	12

*68520 tumbler only is made in USA



Trays & Signs

Cork-Lined Laminated Serving Trays and Liners

- Multilayer with molded-in cork surface
- Liner will not peel or warp
- Liners for trays without cork surface



ITEM #	DESCRIPTION	DIMENSIONS (L X W): IN (CM)	CASE LOT
CORK-LINED LAMINATED SERVING TRAYS			
86333	Oval tray	20 x 25 (50.8 x 63.5)	6
86334	Oval tray	23 x 28 (58.4 x 71.1)	6
86336	Round tray	11 (27.9) dia	12
86339	Round tray	14 (35.6) dia	12
86341	Round tray	16 (40.6) dia	12

Hand-washing recommended

ITEM #	DESCRIPTION	DIMENSIONS (L X W): IN (CM)	CASE LOT
ROUND CORK LINERS			
86350	Fits 11" dia (27.9 cm) trays	9 $\frac{1}{8}$ (23.2) dia	12
86351	Fits 12" dia (30.5 cm) trays	11 (27.9) dia	12
86352	Fits 14" dia (35.6 cm) trays	12 $\frac{1}{2}$ (30.8) dia	12
86353	Fits 16" dia (40.6 cm) trays	12 $\frac{5}{8}$ (32.9) dia	12
OVAL CORK LINERS			
86360	Fits 20" x 25" (50.8 x 63.5 cm) trays	16 $\frac{1}{4}$ x 21 (41.3 x 53.3)	12
86361	Fits 23" x 28" (58.4 x 71.1 cm) trays	19 $\frac{1}{8}$ x 23 $\frac{3}{8}$ (48.6 x 60)	12

Hand-washing recommended

Tuf Glas™ Fiberglass Trays

- Low-profile design
- Rubber liner is permanently bonded to the tray
- Heavy-duty construction
- 5-year warranty



ITEM #	DESCRIPTION	DIAMETER: IN (CM)	CASE LOT
2700L-01	Brown tray	27 (68.6)	6
2700L-06	Black tray	27 (68.6)	6

Traex® Non-Skid Trays

- Resists glassware slippage even when wet
- Liner is molded right to the tray; custom color combinations available
- Lifetime warranty



ITEM #	DESCRIPTION	DIAMETER: IN (CM)	CASE LOT
1474-0606	Black tray	14 (35.6)	12
1476-0606	Black tray	16 (40.6)	12



Traex® Talker™ Trays

- POP sign stays securely in place without disturbing the items on the tray
- Patented design
- Sign holder is 4" x 6"



ITEM #	DESCRIPTION	DIAMETER: IN (CM)	CASE LOT
1489-0606	Black tray with sign holder	14 (35.6)	12



Anti-Skid Mat Tray Accessories



ITEM #	DESCRIPTION	DIAMETER: IN (CM)	CASE LOT
1420-01	Chocolate anti-skid mat	12 $\frac{1}{2}$ (31.8) dia	12
1420-06*	Black anti-skid mat	12 $\frac{1}{2}$ (31.8) dia	12
1620-01	Chocolate anti-skid mat	14 $\frac{1}{2}$ (36.8) dia	12
1620-06	Black anti-skid mat	14 $\frac{1}{2}$ (36.8) dia	12
1612	Chocolate anti-skid mat	16 $\frac{1}{8}$ x 12 $\frac{1}{2}$ (41 x 31.8)	12
1612-06	Black anti-skid mat	16 $\frac{1}{8}$ x 12 $\frac{1}{2}$ (41 x 31.8)	12

*Minimum order quantity 240





Polypropylene Fast Food Trays

- Thick reinforced rim with corner ribs adds impact strength
- Four stacking lugs speed drying
- Textured finish provides a reduced-slip surface
- Recyclable to reduce landfill waste
- Heat resistant up to 187°F (86°C)



COLOR	ITEM #	DIMENSIONS (D X W): IN (CM)	CASE LOT	ITEM #	DIMENSIONS (D X W): IN (CM)	CASE LOT	ITEM #	DIMENSIONS (D X W): IN (CM)	CASE LOT
Red	86100	10 x 14 (25.4 x 35.6)	24	86110	12 x 16 (30.5 x 40.6)	24	86120	14 x 18 (35.6 x 45.7)	12
Brown	86101	10 x 14 (25.4 x 35.6)	24	86111	12 x 16 (30.5 x 40.6)	24	86121	14 x 18 (35.6 x 45.7)	12
Burgundy	86103	10 x 14 (25.4 x 35.6)	24	86113	12 x 16 (30.5 x 40.6)	24	86123	14 x 18 (35.6 x 45.7)	12
Orange	86104	10 x 14 (25.4 x 35.6)	24	86114	12 x 16 (30.5 x 40.6)	24	86124	14 x 18 (35.6 x 45.7)	12
Gray	86105	10 x 14 (25.4 x 35.6)	24	86115	12 x 16 (30.5 x 40.6)	24	86125	14 x 18 (35.6 x 45.7)	12
Almond	86106	10 x 14 (25.4 x 35.6)	24	86116	12 x 16 (30.5 x 40.6)	24	86126	14 x 18 (35.6 x 45.7)	12
Royal blue	86107	10 x 14 (25.4 x 35.6)	24	86117	12 x 16 (30.5 x 40.6)	24	86127	14 x 18 (35.6 x 45.7)	12
Black	86108	10 x 14 (25.4 x 35.6)	24	86118	12 x 16 (30.5 x 40.6)	24	86128	14 x 18 (35.6 x 45.7)	12
Teal	86109	10 x 14 (25.4 x 35.6)	24	86119	12 x 16 (30.5 x 40.6)	24	86129	14 x 18 (35.6 x 45.7)	12



Traex® Premium Fast Food Trays

- Heat resistant to 180°F (82°C) for 30 minutes
- Add color suffix to base item number to indicate color selection (brown -01, red -02, blue -04, black -06, burgundy -21, gray -31, beige -32, teal -33, royal blue -44)



1014-01



1216-04

ITEM #	AVAILABLE COLORS	DIMENSIONS (D X W): IN (CM)	CASE LOT
1014-XX	-01, -02, -06, -21, -32, -33, -44	14 ¹⁵ / ₁₆ x 10 ³ / ₈ (36.4 x 27)	24
1216-XX	-04, -06, -21, -32, -44	17 ³ / ₁₆ x 12 ¹ / ₈ (43.6 x 30.8)	24
1418-XX	-06, -31	18 ¹ / ₂ x 13 ³ / ₈ (47 x 35.2)	12
1217-XX	-01	17 x 12 (43.2 x 30.5)	24



Traex® School Compartment Trays

- Lightweight
- Economically priced
- Heat resistant to 180°F (82.2°C)
- Add color suffix to base item number to indicate color selection (red -02, blue -04, tan -09, bright blue -104, bright green -119, bright yellow -138)*



2015-04



2615-119

ITEM #	DESCRIPTION	AVAILABLE COLORS	DIMENSIONS (D X W): IN (CM)	CASE LOT
2614-XX	Left hand tray, polypropylene	-02, -04	13 ³ / ₈ x 9 ³ / ₄ (34.6 x 24.8)	24
2015-XX	Right hand tray, polypropylene	-02, -04, -09, -104, -119, -138	14 ³ / ₈ x 9 ⁷ / ₈ (36.5 x 25.1)	24
2615-XX	Right hand tray, ABS	-02, -09, -104, -119, -138	14 ¹ / ₂ x 10 (36.9 x 25.4)	24





Symbol Signs

- High-quality image signs have pressure-sensitive adhesive for easy mounting

ITEM #	DESCRIPTION	DIMENSIONS (W X H): IN (CM)	CASE LOT
FOREIGN LANGUAGE SYMBOL SIGN			
4531	Los Empleados Deben Lavarse Las Manos Antes De Regresar Al Trabajo (Employees Must Wash Hands Before Returning to Work)	3 x 9 (7.6 x 22.9)	1
4566	Men/Caballeros	3 x 9 (7.6 x 22.9)	1
4567	Women/Damas	3 x 9 (7.6 x 22.9)	1
4589	No Fumar/No Smoking	3 x 9 (7.6 x 22.9)	1
TABLETOP TENT SIGN			
4135	Reserved – Screen-printed plastic signs, message on both sides	3 x 9 (7.6 x 22.9)	1
BRAILLE SYMBOL SIGN			
5630	Women/Accessible	6 x 9 (15.2 x 22.9)	1
5631	Men/Accessible	6 x 9 (15.2 x 22.9)	1
5632	Accessible	6 x 9 (15.2 x 22.9)	1
5633	Restroom	6 x 9 (15.2 x 22.9)	1
5634	Women	6 x 9 (15.2 x 22.9)	1
5635	Men	6 x 9 (15.2 x 22.9)	1
5638	No Smoking	6 x 9 (15.2 x 22.9)	1
CONTEMPORARY ENGLISH SYMBOL SIGN			
4504	Hand Wash Only	3 x 9 (7.6 x 22.9)	1
4505	Private	3 x 9 (7.6 x 22.9)	1
4506	Employees Only	3 x 9 (7.6 x 22.9)	1
4508	No Exit	3 x 9 (7.6 x 22.9)	1
4513	No Smoking	3 x 9 (7.6 x 22.9)	1
4515	Men	3 x 9 (7.6 x 22.9)	1
4516	Women	3 x 9 (7.6 x 22.9)	1
4517	Restrooms	3 x 9 (7.6 x 22.9)	1
4519	Sanitize	3 x 9 (7.6 x 22.9)	1
4520	No Checks Please	3 x 9 (7.6 x 22.9)	1
4521	Thank You For Not Smoking	3 x 9 (7.6 x 22.9)	1
4522	Rinse	3 x 9 (7.6 x 22.9)	1
4523	No Pets/Shoes, Shirt Required	3 x 9 (7.6 x 22.9)	1
4524	This is a Smoke-Free Restaurant	3 x 9 (7.6 x 22.9)	1
4525	Restrooms For Customer Use Only	3 x 9 (7.6 x 22.9)	1
4526	Wash	3 x 9 (7.6 x 22.9)	1
4530	Employees Must Wash Hands Before Returning to Work	3 x 9 (7.6 x 22.9)	1
4532	Not Responsible For Lost Or Stolen Articles	3 x 9 (7.6 x 22.9)	1
4544	Caution/Watch Your Step	3 x 9 (7.6 x 22.9)	1
SYMBOL SIGN			
5613	No Smoking	6 x 9 (15.2 x 22.9)	1
5617	Restrooms	6 x 9 (15.2 x 22.9)	1
5609	Exit	6 x 9 (15.2 x 22.9)	1
5618	Fire Extinguisher	6 x 9 (15.2 x 22.9)	1
5643	No Smoking Area	6 x 9 (15.2 x 22.9)	1
5644	Accessible	6 x 9 (15.2 x 22.9)	1



5630 5631 5632



5634 5635 5638



4531 4566



4567 4589



4504 4505



4506 4508



4513 4515



4516 4517



4519 4520



4521 4522



4523 4524



4525 4526



4530 4532



4530 4532



4530 4532



4530 4532



4530 4532



4530 4532



4530 4532



4530 4532




4530 4532



4530 4532




4530 4532



4530 4532



4530 4532



4530 4532



5644



5609

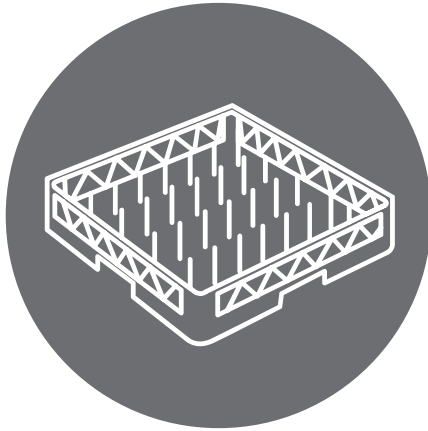


5618



5643





Warewashing & Handling

An efficient, clean front of house requires an organized back of house. Vollrath's durable and customizable collection of warewashing racks, bus boxes, and carts offers many cost-effective solutions to keep your process flowing smoothly.




**Signature
Warewashing**




**Traex®
Warewashing**



**Bus
Boxes**



**Rack
Dollies**

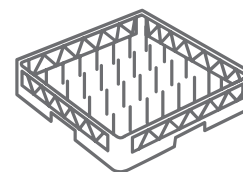


**Dish
Dollies**



Carts

How To Shop



Signature Warewashing

With a complete selection of sturdy, lightweight racks and accessories, our Signature warewashing line offers outstanding durability and versatility. Its unique open design promotes better washing and rinsing as well as faster drying.

PAGES 198-201, 211-214

Traex® Warewashing

The Traex warewashing system is flexible enough to accommodate almost all glassware, dinnerware, and smallware. Whether the open-wall design or the all-new, closed-wall style, each system allows for top-to-bottom and side-to-side washing and drying while delivering outstanding strength and durability.

PAGES 204-215

Carts



Keep your staff and your dinnerware, glassware, and flatware moving quickly with sturdy utility carts. Our selection includes standard, bussing, and multipurpose carts.

PAGES 216-219



FULL-SIZE RACKS
PAGES 198-200



OPEN-WALL FULL-SIZE RACKS
PAGES 204, 206-209



HALF-SIZE RACKS
PAGE 201



CLOSED-WALL FULL-SIZE RACKS
PAGES 205-207



FLATWARE RACKS & ACCESSORIES
PAGES 211-212



HALF-SIZE RACKS
PAGE 210



BUS BOXES & COVERS
PAGE 213



FLATWARE RACKS & ACCESSORIES
PAGES 206, 210-212



RACK DOLLIES
PAGE 214



BUS BOXES & COVERS
PAGE 213




DISH CADDIES, DOLLIES & COVERS
PAGES 214-215



Signature Warewashing Racks

- A complete selection of racks and accessories that provide outstanding strength, adaptability, versatility, and durability; an unbeatable value in today's foodservice operations
- Extra-high molded compartments prevent chipping and breakage
- Wash temperature up to 180°F (82°C)



Signature peg corner design provides secure stacking with Vollrath and most competitors' racks.



Signature open design promotes better washing and rinsing and faster drying.



Signature unique rack design uses stainless screws and a variety of interchangeable risers and dividers for hundreds of custom configurations.



Signature rack imprinting adds identification. Choose stock or custom imprint.



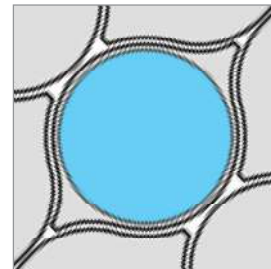
Signature four-way tracking on all full-size racks allows for fast dish machine loading in either direction.

Lemon Drop™ 20- and 30-Compartment Racks

- Provide expanded capacity over the traditional rack options
- Incorporate all the features expected from the finest line of warewashing racks
- Strategically located compartment dividers offer premium glass protection while providing the open design – ideal for maximizing cleaning performance
- Lemon Drop design patent is #D650,541



DISCOVER SAVINGS		
- Less Water	TOTAL SAVINGS: \$1,431+* from increased capacity	Time & Labor = \$1,095
- Less Energy		Water = \$56
- Fewer Chemicals		Chemicals = \$192
- Less Waste		Breakage = \$88
*Based on industry data for 20-compartment rack		



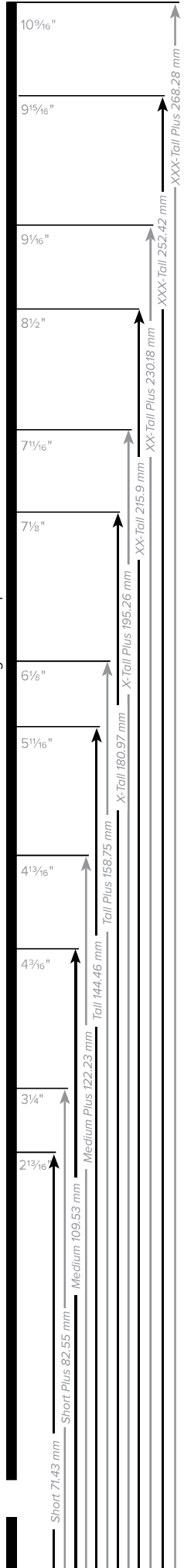
Vollrath Lemon Drop Design

Signature Full-Size Rack Sizing Template

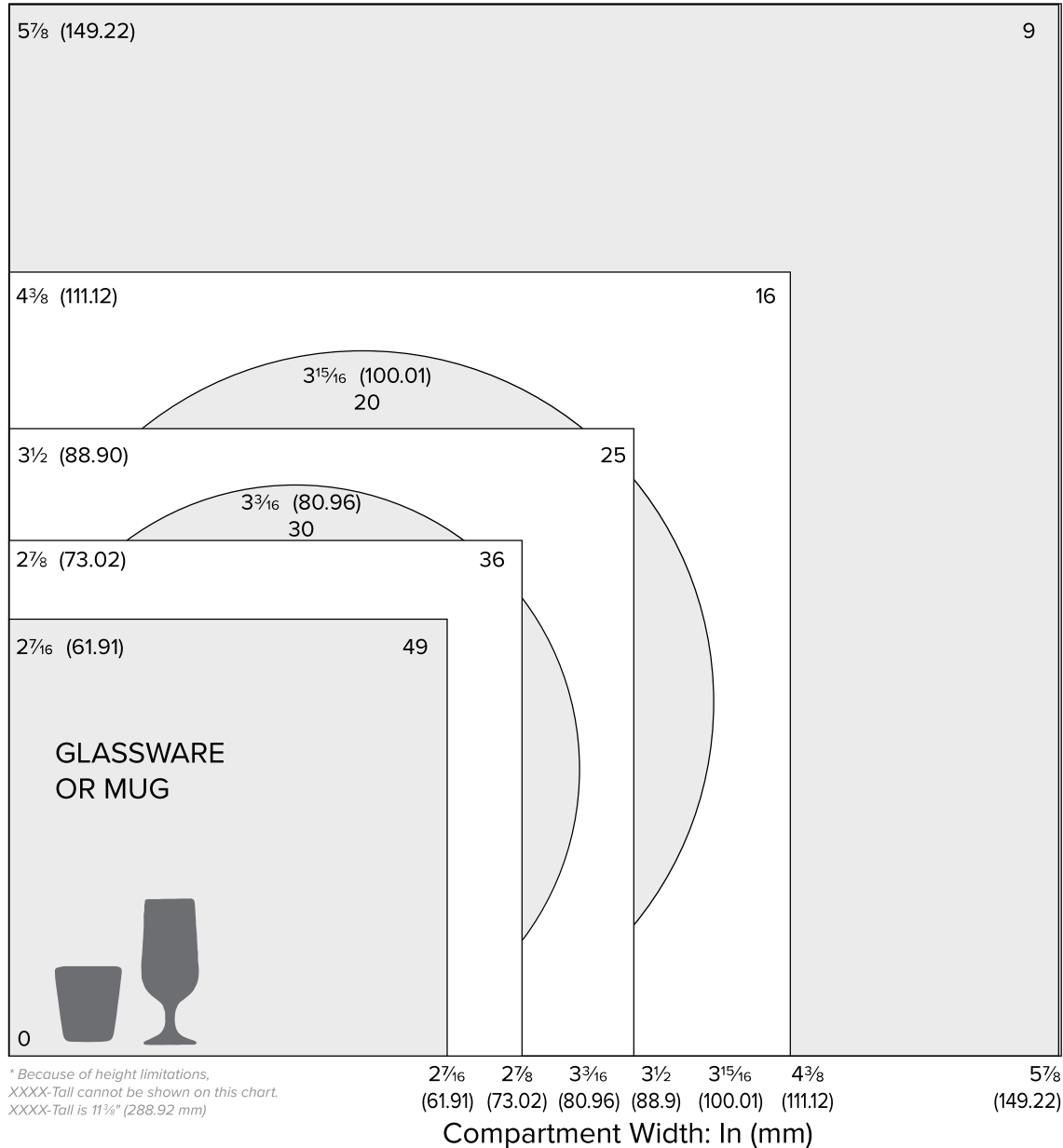
- DETERMINING RACK HEIGHT: Place the base of glass or mug piece on bottom edge of this page. Or remove page and stand it on edge on a flat surface next to your glass or mug. Then select rack type with appropriate number of risers by referring to the crossbar immediately above your glassware piece on the chart.
- DETERMINING NUMBER OF COMPARTMENTS: Place an inverted glass on the diagram. Looking directly downward on the glass, make sure the greatest diameter of the glass or mug is within the appropriate square. When measuring cups or mugs, be sure to allow for extension of handles. All Vollrath compartment racks have dividers of equal dimension top and bottom to protect glassware during the vigorous wash cycle.



Inside Height of Compartment



Full-Size Compartment Racks





Signature Full-Size Compartment Racks



5271211
25-Compartment

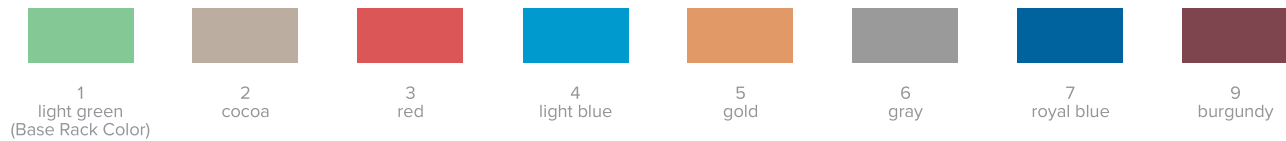
COMPARTMENTS	SQUARE COMPARTMENT SIZE/ MAX DIAMETER: IN (CM)	DIAGONAL MEASUREMENT: IN (CM)
9	5 ⁷ / ₈ (14.9)	8 ⁵ / ₁₆ (21.1)
16	4 ³ / ₈ (11.1)	6 ³ / ₁₆ (15.7)
20	3 ¹⁵ / ₁₆ (10) maximum diameter – Lemon Drop™	–
25	3 ¹ / ₂ (8.9)	4 ¹⁵ / ₁₆ (12.5)
30	3 ³ / ₈ (8.1) maximum diameter – Lemon Drop™	–
36	2 ⁷ / ₈ (7.3)	4 ¹ / ₁₆ (10.3)
49	2 ⁷ / ₁₆ (6.2)	3 ⁷ / ₁₆ (8.7)

9-COMP	16-COMP	20-COMP*	25-COMP	30-COMP*	36-COMP	49-COMP	DESCRIPTION	OVERALL HEIGHT: IN (CM)	INSIDE MAXIMUM HEIGHT: IN (CM)	CASE LOT
52726	52694	52691	52684	52790	52689	52699	Short	4 ¹ / ₈ (10.5)	2 ¹³ / ₁₆ (7.1)	6
52760	52766	52692	52772	52811	52778	52784	Short plus	4 ⁷ / ₈ (12.4)	3 ¹ / ₄ (8.3)	5
52727	52718	52693	52710	52812	52714	52722	Medium	5 ⁵ / ₈ (14.3)	4 ⁵ / ₁₆ (11)	4
52761	52767	52702	52773	52813	52779	52785	Medium plus	6 ³ / ₈ (16.2)	4 ¹³ / ₁₆ (12.2)	4
52728	52719	52703	52711	52816	52715	52723	Tall	7 (17.8)	5 ¹ / ₁₆ (14.4)	3
52762	52768	52704	52774	52817	52780	52786	Tall plus	7 ³ / ₄ (19.7)	6 ¹ / ₄ (15.9)	3
52730	52720	52706	52712	52832	52716	52724	X-tall	8 ¹ / ₂ (21.6)	7 ⁷ / ₈ (18.1)	3
52763	52769	52707	52775	52844	52781	52787	X-tall plus	9 ¹ / ₄ (23.5)	7 ¹ / ₁₆ (19.5)	2
52729	52721	52708	52713	52845	52717	52725	XX-tall	9 ⁷ / ₈ (25.1)	8 ¹ / ₂ (21.6)	2
52764	52770	52709	52776	52846	52782	52788	XX-tall plus	10 ⁹ / ₁₆ (26.8)	9 ¹ / ₁₆ (23)	2
52731	52732	52754	52733	52847	52734	52735	XXX-tall	11 ¹ / ₁₆ (28.7)	9 ⁵ / ₁₆ (25.2)	2
52765	52771	52755	52777	52848	52783	52789	XXX-tall plus	12 ¹ / ₈ (30.8)	10 ⁹ / ₁₆ (26.8)	2
52736	52737	52757	52738	52849	52739	52740	XXXX-tall	12 ³ / ₄ (32.4)	11 ³ / ₈ (28.9)	2

*Lemon Drop design – see page 201 for details, Patent #D650,541



TOP RISER COLOR OPTIONS



Base Number + Green Base + Top Riser

Example: 52728 + 1 + 1 = 5272811 (all green rack)

Example: 52728 + 1 + 7 = 5272817 (green base with royal blue riser)

Base rack only available in light green



SCAN HERE TO LEARN
MORE ABOUT
**SIGNATURE FULL-SIZE
COMPONENT PARTS**



Signature Full-Size Cup and Specialty Racks

- Outside Dimensions: 19¾" x 19¾" (50 x 50 cm)
- 5267810 and 5266910 stainless steel channel supports oversized items



5267611**



Tilt Bar ¼" high



5267110



5268010



5269510



5267810

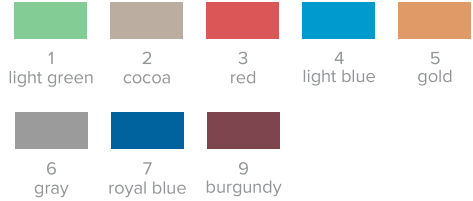


5266910



5266410

TOP RISER COLORS



ITEM #	DESCRIPTION	MAX OVERALL HEIGHT: IN (CM)	MAX INSIDE HEIGHT: IN (CM)	CASE LOT
CUP**				
52674	16-Comp	4⅞ (10.5)	2¾ (7)	6
52676	16-Comp	5⅞ (14.1)	4⅞ (10.5)	4
52675	20-Comp	4⅞ (10.5)	2⅞ (6.8)	6
52677	20-Comp	5½ (14)	4⅞ (10.5)	4
FLATWARE				
52671	Inside compartment: 18⅞ x 18⅞ (45.9 x 45.9)	4⅞ (10.5)	2⅞ (6.7)	6
OPEN				
52670	Short	4⅞ (10.5)	2⅞ (7.1)	6
52696	Extended	4⅞ (12.4)	3¼ (8.3)	5
52680	Medium	5½ (14)	4⅞ (10.5)	4
52681	Tall	6⅞ (17.5)	5½ (14)	3
52682	X-tall	8⅞ (20.8)	6⅞ (17.3)	3
52683	XX-tall	9⅞ (24.3)	8¼ (21)	2
PLATE/PEG				
52672	Standard peg height: 3'	3¼ (9.5)	2¾ (7)	6
52695	Extended peg height: 3'	4⅞ (12.4)	3¼ (8.3)	5
TRAY & PAN				
52678	Open-end, stainless steel channel	3¼ (9.5)	2¾ (7)	6
INSULATED TRAY & STEAM TABLE PAN				
52669	Chrome-plated insert – standard height open end with stainless channel, insert is free-floating	4½ (11.4)	4½ (11.4)	1
52665	Insert only – chrome-plated	4½ (11.4)	4½ (11.4)	1
SHEET PAN				
52664	Open-end rack with chrome-plated insert, stainless steel channel	4⅞ (12.4)	3¼ (8.3)	1

*Racks are made to order and cannot be returned. **Molded tilt bar (¼") prevents water from pooling in bottom of cup. Risers are not available on the Tray & Pan Rack, Insulated Tray & Steam Table Pan Rack, Sheet Pans Racks.





Signature Half-Size Racks

- Outside Dimensions: 10" x 19¾" (25.4 x 50.2 cm)
- Available in light green only



ITEM #	DESCRIPTION	COMPARTMENT SIZE	MAX OVERALL HEIGHT: IN (CM)	MAX INSIDE HEIGHT: IN (CM)	CASE LOT
SPECIALTY 32-COMPARTMENT					
5281510	Short	32	4½ (10.5)	2⅞ (7.3)	6
5282811	Tall	32	7¾ (18.3)	6⅙ (15.4)	3
5283411	XX-tall	32	10¾ (26.4)	9⅝ (23.3)	2
CUP					
5280510	8-cup	8	4½ (10.5)	2⅞ (7.3)	6
5280610	10-cup	10	4½ (10.5)	2⅞ (7.3)	6
10-COMPARTMENT					
5281010	Short	10	4½ (10.5)	2⅞ (7.3)	6
5282011	Medium	10	5⅙ (14.5)	4½ (11.4)	4
5282111	Tall	10	7¾ (18.3)	6⅙ (15.4)	3
5282211	X-tall	10	8⅞ (22.5)	7⅙ (19.5)	3
5281811	XX-tall	10	10¾ (26.4)	9⅝ (23.3)	2
18-COMPARTMENT					
5281410	Short	18	4½ (10.5)	2⅞ (7.3)	6
5282311	Medium	18	5⅙ (14.5)	4½ (11.4)	4
5282411	Tall	18	7¾ (18.3)	6⅙ (15.4)	3
5282511	X-tall	18	8⅞ (22.5)	7⅙ (19.5)	3
5282611	XX-tall	18	10¾ (26.4)	9⅝ (23.3)	2
OPEN AND FLATWARE – 9 x 18⅙ (22.9 x 45.9)					
5280010	Open short	1	4½ (10.5)	2¾ (7)	6
5280111	Open medium	1	5⅙ (14.1)	4¼ (10.8)	4
5280211	Open tall	1	7⅞ (18.1)	5¾ (14.6)	3
5280311	Open X-tall	1	8⅞ (21.7)	7⅞ (18.6)	3
5280711	Open XX-tall	1	10⅞ (25.7)	8⅙ (22.4)	2
5280411	Flatware	1	4½ (10.5)	2⅞ (6.7)	6

*Racks are made to order and cannot be returned.



SCAN HERE TO LEARN MORE ABOUT ORDERING SIGNATURE HALF-RACK COMPONENT PARTS



Traex® Warewashing Racks

- Outstanding strength and durability, and adjustable warewashing system – flexible enough to accommodate virtually any glassware or smallware.
- Wash temperature up to 180°F



Traex built-in base rack dividers provide 100% vertical glassware protection.



Traex open-profile design allows top-to-bottom and side-to-side washing and drying.



Traex snap-fit extenders will not loosen or come apart over time.



Traex convenient handling with handles on all four sides.



Add Traex Code-A-Clips for easy identification.



Closed-wall rack useful for storage and transportation.

Rack Max® 5, 12, 20, 30 & 42 Compartment Racks

- Designed to hold 17-30% more glassware than a traditional rack
- Small side compartments with mesh bottoms hold flatware, salt shakers, ramekins, etc.
- 100% vertical glassware protection
- Rack Max patent #6,634,510

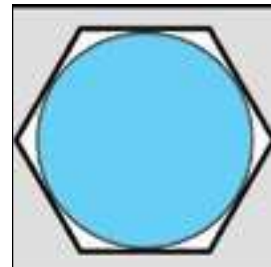


TR18JJ

DISCOVER SAVINGS

- Less Water	TOTAL SAVINGS: \$1,431+* <i>from increased capacity</i>	Time & Labor = \$1,095
- Less Energy		Water = \$56
- Fewer Chemicals		Chemicals = \$192
- Less Waste		Breakage = \$88

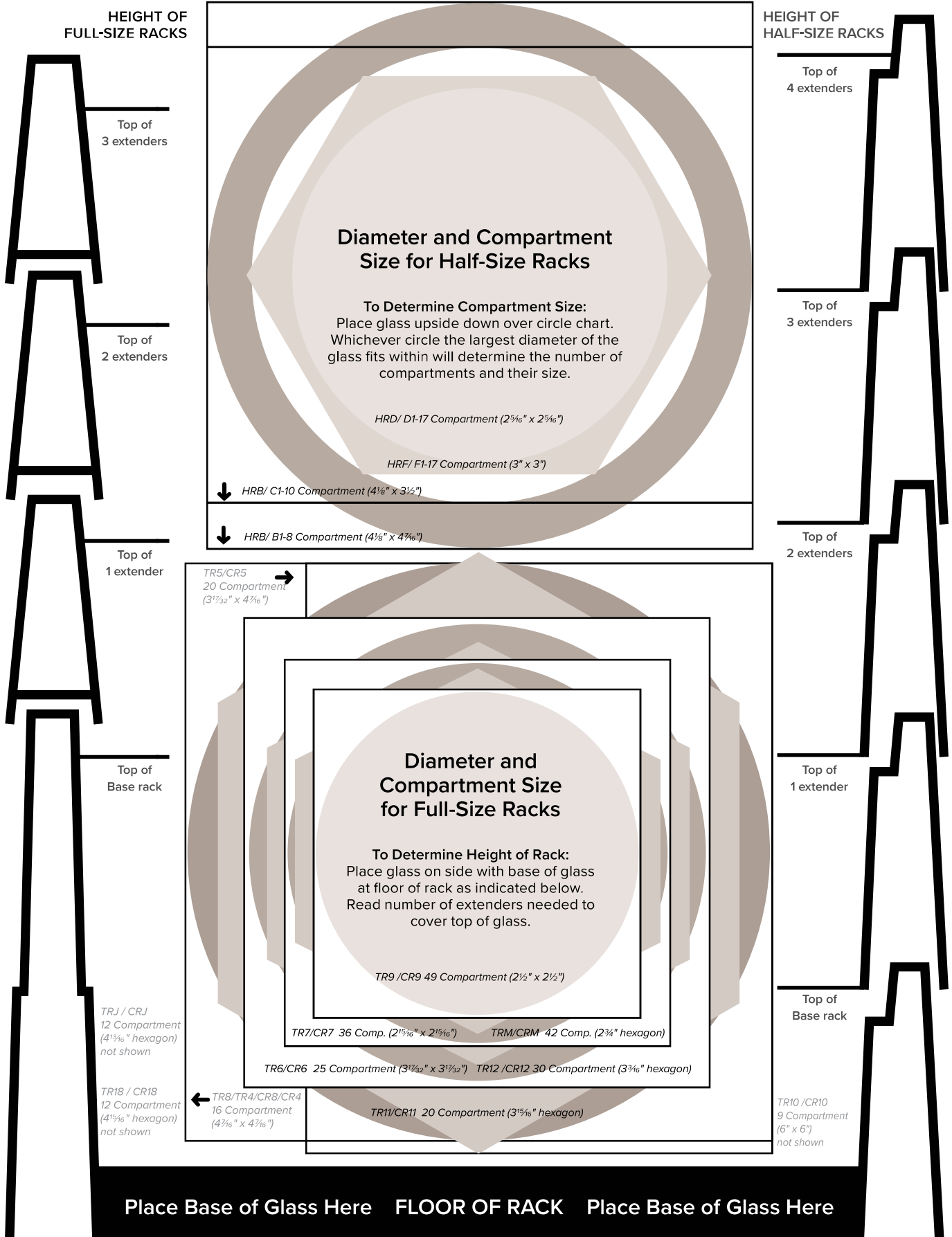
*Based on industry data for 20-compartment rack



Traex Rack Max design.




Traex® Full- and Half-Size Rack Sizing Template





Traex® Full-Size Open-Wall Compartment Racks



TRAEX® STANDARD FULL-SIZE OPEN COMPARTMENT RACKS

9-COMP	12-COMP	16-COMP	20-COMP	25-COMP	30-COMP	36-COMP	49-COMP	OVERALL HEIGHT: IN (CM)	MAX INTERIOR HEIGHT: IN (CM)	CASE LOT
TR10	TR18	TR8	TR11	TR6	TR12	TR7	TR9	4 (10.2)	3¼ (8.3)	6
TR10F	TR18J	TR8D	TR11G	TR6B	TR12H	TR7C	TR9E	5¼ (14)	4¾ (12.2)	2
TR10A	TR18A	TR8A	TR11A	TR6A	TR12A	TR7A	TR9A	5¼ (14)	4¾ (12.2)	2
TR10FF	TR18JJ	TR8DD	TR11GG	TR6BB	TR12HH	TR7CC	TR9EE	7½ (18.1)	6¾ (16.2)	2
TR10FA	TR18JA	TR8DA	TR11GA	TR6BA	TR12HA	TR7CA	TR9EA	7½ (18.1)	6¾ (16.2)	2
TR10FFF	TR18JJJ	TR8DDD	TR11GGG	TR6BBB	TR12HHH	TR7CCC	TR9EEE	8¾ (22.2)	7¾ (20)	2
TR10FFA	TR18JJA	TR8DDA	TR11GGA	TR6BBBA	TR12HHA	TR7CCA	TR9EEA	8¾ (22.2)	7¾ (20)	2
TR10FFFF	TR18JJJJ	TR8DDDD	TR11GGGG	TR6BBBB	TR12HHHH	TR7CCCC	TR9EEEE	10¾ (26.2)	9¾ (24)	2
TR10FFFA	TR18JJJA	TR8DDDA	TR11GGGA	TR6BBBBA	TR12HHHA	TR7CCCA	TR9EEEA	10¾ (26.2)	9¾ (24)	2
TR10FFFFF	TR18JJJJJ	TR8DDDDD	TR11GGGGG	TR6BBBBB	TR12HHHHH	TR7CCCCC	TR9EEEEE	11¾ (30.2)	11 (27.9)	2
TR10FFFFA	TR18JJJJA	TR8DDDDA	TR11GGGGA	TR6BBBBBA	TR12HHHHA	TR7CCCCA	TR9EEEEA	11¾ (30.2)	11 (27.9)	2

All item numbers ending in "A" have an open rack extender on top.

TRAEX® LOW-PROFILE FULL-SIZE OPEN COMPARTMENT RACKS

9-COMP	12-COMP	16-COMP	20-COMP	25-COMP	30-COMP	36-COMP	42-COMP*	OVERALL HEIGHT: IN (CM)	INTERIOR HEIGHT: IN (CM)	CASE LOT
TR13F	TR13J	TR13D	TR13G	TR13B	TR13H	TR13C	TR13M*	2½ (7.3)	2½ (6.4)	2
TR13FF	TR13JJ	TR13DD	TR13GG	TR13BB	TR13HH	TR13CC	TR13MM*	4½ (11.4)	3¾ (9.1)	2
TR13FFF	TR13JJJ	TR13DDD	TR13GGG	TR13BBB	TR13HHH	TR13CCC	TR13MMM*	6½ (15.6)	5½ (13)	2
TR13FFFF	TR13JJJJ	TR13DDDD	TR13GGGG	TR13BBBB	TR13HHHH	TR13CCCC	TR13MMMM*	7¾ (19.4)	6¾ (17.2)	2

TR13 and TRM racks are available only in beige. Low-profile racks cannot be imprinted.

*42-comp rack has alternate interior heights: TR13M: 1½" (3.8 cm), TR13MM: 3½" (7.9 cm), TR13MMM: 4¾" (12.1 cm), TR13MMMM: 6¾" (16.2 cm)



- ENTIRE RACK IN ONE COLOR

Base Number + Color Code

Example: TR10A + 02 = TR10A-02 (red rack)

- SINGLE EXTENDER IN COLOR

Base Number + Base Color Code + 9 + Top Extender Color Code

Example: TR10FA + 32 + 9 + 02 = TR10FA-32902 (beige rack with red top extender)


- ALL EXTENDERS IN ONE COLOR

Base Number + Base Color Code + 8 + Extenders Color Code

Example: TR10FF + 19 + 8 + 02 = TR10FF-19802 (green base rack with all red extenders)

Racks are made to order and cannot be returned.

BASE AND EXTENDERS COLORS





Traex® Full-Size Closed-Wall Compartment Racks



CR10FF
9-COMPARTMENT
5⁵/₁₆" (14.9 cm) sq. compartment
diagonal 8⁵/₁₆" (21.1 cm)



CR18JJ
12-COMPARTMENT
4³/₁₆" (12.1 cm) diameter
Rack Max®



CR8DD
16-COMPARTMENT
4³/₁₆" (11.1 cm) sq. compartment
6³/₁₆" (15.7 cm) diagonal



CR11GG
20-COMPARTMENT
3¹/₁₆" (10.0 cm) diameter
Rack Max



CR6BB
25-COMPARTMENT
3⁵/₁₆" (8.9 cm) sq. compartment
4¹/₁₆" (12.5 cm) diagonal



CR12HH
30-COMPARTMENT
3³/₁₆" (8.1 cm) diameter
Rack Max



CR7CC
36-COMPARTMENT
2⁷/₁₆" (7.3 cm) sq. compartment
4¹/₁₆" (10.3 cm) diagonal



CR9EE
49-COMPARTMENT
2¹/₁₆" (6.2cm) sq. compartment
3³/₁₆" (8.7 cm) diagonal

TRAEX® STANDARD FULL-SIZE CLOSED-WALL COMPARTMENT RACKS

9-COMP	12-COMP	16-COMP	20-COMP	25-COMP	30-COMP	36-COMP	49-COMP	OVERALL HEIGHT: IN (CM)	MAX INTERIOR HEIGHT: IN (CM)	CASE LOT
CR10	CR18	CR8	CR11	CR6	CR12	CR7	CR9	4 (10.2)	3 ¹ / ₄ (8.3)	6
CR10F	CR18J	CR8D	CR11G	CR6B	CR12H	CR7C	CR9E	5 ⁵ / ₁₆ (14)	4 ³ / ₁₆ (12.2)	2
CR10A	CR18A	CR8A	CR11A	CR6A	CR12A	CR7A	CR9A	5 ⁵ / ₁₆ (14)	4 ³ / ₁₆ (12.2)	2
CR10FF	CR18JJ	CR8DD	CR11GG	CR6BB	CR12HH	CR7CC	CR9EE	7 ¹ / ₈ (18.1)	6 ³ / ₈ (16.2)	2
CR10FA	CR18JA	CR8DA	CR11GA	CR6BA	CR12HA	CR7CA	CR9EA	7 ¹ / ₈ (18.1)	6 ³ / ₈ (16.2)	2
CR10FFF	CR18JJJ	CR8DDD	CR11GGG	CR6BBB	CR12HHH	CR7CCC	CR9EEE	8 ³ / ₁₆ (22.2)	7 ⁷ / ₈ (20)	2
CR10FFA	CR18JJA	CR8DDA	CR11GGA	CR6BBBA	CR12HHA	CR7CCA	CR9EEA	8 ³ / ₁₆ (22.2)	7 ⁷ / ₈ (20)	2
CR10FFFF	CR18JJJJ	CR8DDDD	CR11GGGG	CR6BBBB	CR12HHHH	CR7CCCC	CR9EEEE	10 ⁵ / ₁₆ (26.2)	9 ⁷ / ₁₆ (24)	2
CR10FFFA	CR18JJJA	CR8DDDA	CR11GGGA	CR6BBBBA	CR12HHHA	CR7CCCA	CR9EEEA	10 ⁵ / ₁₆ (26.2)	9 ⁷ / ₁₆ (24)	2
CR10FFFFF	CR18JJJJJ	CR8DDDDD	CR11GGGGG	CR6BBBBB	CR12HHHHH	CR7CCCCC	CR9EEEEE	11 ¹ / ₈ (30.2)	11 (27.9)	2
CR10FFFFA	CR18JJJJA	CR8DDDDA	CR11GGGGA	CR6BBBBBA	CR12HHHHA	CR7CCCCA	CR9EEEEA	11 ¹ / ₈ (30.2)	11 (27.9)	2

*All item numbers ending in "A" have an open rack extender on top.

TRAEX® LOW-PROFILE FULL-SIZE CLOSED-WALL COMPARTMENT RACKS


9-COMP	12-COMP	16-COMP	20-COMP	25-COMP	30-COMP	36-COMP	42-COMP*	OVERALL HEIGHT: IN (CM)	INTERIOR HEIGHT: IN (CM)	CASE LOT
CR13F	CR13J	CR13D	CR13G	CR13B	CR13H	CR13C	CR13M*	2 ⁷ / ₈ (7.3)	2 ¹ / ₁₆ (5.2)	2
CR13FF	CR13JJ	CR13DD	CR13GG	CR13BB	CR13HH	CR13CC	CR13MM*	4 ¹ / ₂ (11.4)	3 ³ / ₁₆ (9.1)	2
CR13FFF	CR13JJJ	CR13DDD	CR13GGG	CR13BBB	CR13HHH	CR13CCC	CR13MMM*	6 ¹ / ₈ (15.6)	5 ¹ / ₈ (13)	2
CR13FFFF	CR13JJJJ	CR13DDDD	CR13GGGG	CR13BBBB	CR13HHHH	CR13CCCC	CR13MMMM*	7 ³ / ₈ (19.4)	6 ³ / ₄ (17.2)	2

CR13 racks are available only in beige. Low-profile racks cannot be imprinted.

*42-comp rack has alternative interior heights: CR13M: 1¹/₂" (3.8 cm), CR13MM: 3¹/₈" (7.9 cm), CR13MMM: 4³/₈" (12.1 cm), CR13MMMM: 6³/₈" (16.2 cm)



COLORS FOR "CRA" OPEN EXTENDERS ONLY (Note: Closed wall racks available in beige only).





Traex® Full-Size Open & Closed Cup Racks

- Molded 1/2" high tilt bar prevents water from pooling in bottom of cup
- TR16 – ideal for espresso cups with the 1" high compartment divider



CR4
16-COMPARTMENT
4¹/₁₆" (11.3 cm) sq. compartment
6¹/₁₆" (15.4" cm) diagonal

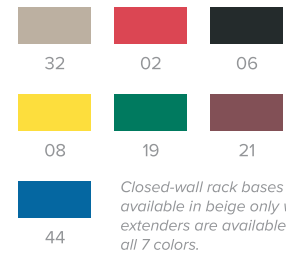


TR5
20-COMPARTMENT
3³/₁₆" (9 cm) x 4⁷/₁₆" (11.3 cm) sq. compartment
Diagonal 5³/₁₆" (14.3 cm)



TR16
25-COMPARTMENT
3⁷/₃₂" (9 cm) sq. compartment
4¹/₁₆" (12.5 cm) diagonal

TOP RISER COLOR OPTIONS



Closed-wall rack bases are available in beige only while extenders are available in all 7 colors.

OPEN-WALL 16-COMP	CLOSED-WALL 16-COMP	OPEN-WALL 20-COMP	CLOSED-WALL 20-COMP	OPEN-WALL 25-COMP	OVERALL HEIGHT: IN (CM)	INSIDE HEIGHT: IN (CM)	CASE LOT
TR4	CR4	TR5	CR5	TR16	4 (10.2)	3 (8.3)	6
TR4D	CR4D	—	—	TR16B	5 ¹ / ₁₆ (14.1)	4 ¹³ / ₁₆ (12.2)	2
TR4A	CR4A	TR5A	CR5A	—	5 ¹ / ₁₆ (14.1)	4 ¹³ / ₁₆ (12.2)	2
TR4DD	CR4DD	—	—	TR16BB	7 ¹ / ₁₆ (18.1)	6 ³ / ₁₆ (16.2)	2
TR4DA	CR4DA	TR5AA	CR5AA	—	7 ¹ / ₁₆ (18.1)	6 ³ / ₁₆ (16.2)	2
TR4DDD	CR4DDD	—	—	TR16BBB	8 ³ / ₄ (22.2)	7 ⁷ / ₁₆ (20)	2
TR4DDA	CR4DDA	—	—	—	8 ³ / ₄ (22.2)	7 ⁷ / ₁₆ (20)	2
TR4DDDD	CR4DDDD	—	—	TR16BBBB	10 ⁵ / ₁₆ (26.2)	9 ⁷ / ₁₆ (24)	2
TR4DDDA	CR4DDDA	—	—	—	10 ⁵ / ₁₆ (26.2)	9 ⁷ / ₁₆ (24)	2

All item numbers ending in A have an open rack extender on top.



Traex® Full-Size Flatware Racks

- TR2: Interior ribs help prevent knives from protruding

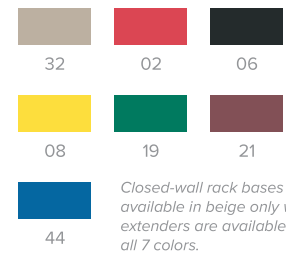


CR2



TR2

TOP RISER COLOR OPTIONS



Closed-wall rack bases are available in beige only while extenders are available in all 7 colors.

ITEM #	OPEN-WALL OR CLOSED-WALL	INSIDE COMPARTMENT: IN (CM)	OVERALL HEIGHT: IN (CM)	INSIDE HEIGHT: IN (CM)	CASE LOT
TR2	Open-Wall	18 ¹ / ₁₆ x 18 ¹ / ₁₆ (45.9 x 45.9)	4 (10.2)	3 ¹ / ₄ (8.3)	6
CR2	Closed-Wall	18 ¹ / ₁₆ x 18 ¹ / ₁₆ (45.9 x 45.9)	4 (10.2)	3 ¹ / ₄ (8.3)	6



SCAN HERE FOR
TRAEX® FULL-SIZE
GLASS AND CUP
COMPONENT PARTS



Traex® Full-Size Combination Rack (1/2 Open, 1/2 Peg)

- Beige only
- Special corner to accommodate item #1370 flatware cylinder, sold separately



ITEM #	INSIDE COMPARTMENT: IN (CM)	OVERALL HEIGHT: IN (CM)	INSIDE HEIGHT: IN (CM)	CASE LOT
TR15	18 ¹ / ₁₆ x 18 ¹ / ₁₆ (45.9 x 45.9)	4 (10.2)	3 ¹ / ₄ (8.3)	6

Racks are made to order and cannot be returned



Traex® Full-Size Open & Compartment Racks



TR1



TR13A



CR1AA



CR1AAAA

OPEN-WALL ITEM #	CLOSED-WALL ITEM #	DESCRIPTION	OVERALL HEIGHT: IN (CM)	INSIDE HEIGHT: IN (CM)	CASE LOT	TOP RISER COLOR OPTIONS
TRAEX® OPEN RACKS						
TR1	CR1	Rack	4 (10.2)	3 ¹ / ₄ (8.3)	6	32 02
TR1A	CR1A	Rack/extender	5 ⁹ / ₁₆ (14.1)	4 ¹³ / ₁₆ (12.2)	2	06 08
TR1AA	CR1AA	Rack/2 extenders	7 ¹ / ₈ (18.1)	6 ³ / ₈ (16.2)	2	19 21
TR1AAA	CR1AAA	Rack/3 extenders	8 ³ / ₄ (22.2)	7 ⁷ / ₈ (20)	2	44
TR1AAAA	CR1AAAA	Rack/4 extenders	10 ⁹ / ₁₆ (26.2)	9 ⁷ / ₁₆ (24)	2	
TR1AAAAA	CR1AAAAA	Rack/5 extenders	11 ⁷ / ₈ (30.2)	11 (27.9)	2	
TRAEX® LOW-PROFILE OPEN RACKS*						
TR13A	CR13A	Rack/extender	3 (7.6)	2 ¹ / ₄ (5.7)	2	

*Traex low-profile TR13/CR13 open racks are available in beige only and cannot be imprinted.



Closed-wall rack bases are available in beige only while extenders are available in all 7 colors.

STORAGE SOLUTION TIP

- Our Closed-Wall Racks with rack cover make a great storage container for Vollrath Induction Buffet Warmers, Induction Chafers and Stands.

See pages 39 and 162-163 for product details.





Traex® Full-Size Rack Max® Pitcher Racks

- Beige only

TR13KKKKK
5-COMPARTMENT
7½" (19.5 cm) sq. compartment
8" (20.32 cm) diagonal



ITEM #	DESCRIPTION	OVERALL HEIGHT: IN (CM)	MAX INSIDE HEIGHT: IN (CM)	CASE LOT
TR13KKKK*	4 extenders	7½ (19.4)	6¾ (16.2)	2
TR13KKKKK*	5 extenders	9¾ (23.3)	8 (20.32)	2
TR13KKKKKK*	6 extenders	10¾ (8.3)	9¾ (24.45)	1

*Traex TR13 rack bases are available in beige only and cannot be imprinted.



Traex® Full-Size Plate Racks




OPEN-WALL ITEM #	CLOSED-WALL ITEM #	DESCRIPTION	OVERALL HEIGHT: IN (CM)	MAX INSIDE HEIGHT: IN (CM)	PEG HEIGHT	ROWS	PEGS SPACING	CASE LOT	COLORS
TRAEX® FULL-SIZE PLATE RACKS									
TR3**	CR3**	Peg rack	4 (10.2)	3¼ (8.3)	2¾ (7.3)	9 x 9	1¾ (4.8)	6	32 02
TR14**	—	High-efficiency peg rack	4 (10.2)	3¼ (8.3)	3 (7.6)	9 x 8	1¾ (4.4)	6	06 08
TRAEX® FULL-SIZE EXTENDED PLATE RACKS									
TR3AAP14*	CR3AAP14*	Up to 12¼" (31.3 cm) plate diameter	7½ (18.1)	6¾ (16.2)	6 (15.2)	9	—	1	06 08
TR3AAP16*	CR3AAP16*	Up to 18½" (45.9 cm) plate diameter	7½ (18.1)	6¾ (16.2)	6 (15.2)	7	—	1	21 44
TRPEG*	—	Peg (fits TR3)	6 (15.2)	—	6 (15.2)	—	—	1	

All item numbers ending in A have an open rack extender on top. *Available in beige (32) only **NSF® certified Racks are made to order and cannot be returned.



Traex® Specialty Racks

- Beige only
- TR30: Full beam wall prevents rack from flexing under heavy loads



ITEM #	DESCRIPTION	OVERALL HEIGHT: IN (CM)	INSIDE HEIGHT: IN (CM)	SPACING	CASE LOT
TRAEX® TRAY AND PAN RACK					
TR30	Open-end	4 (10.2)	3¼ (8.3)	—	6
TRAEX® INSULATED TRAY AND STEAM TABLE PAN RACKS					
TR21	Up to 9¾" (24.8 cm) plate cover diameter with powder-coated insert	4¾ (12.1)	3¼ (8.3)	3½ (7.9)	1
TR22	Open-end food pan and insulated tray rack with powder-coated insert	5¼ (13.3)	5¼ (13.3)	3 (7.6)	1
TR31**	Open-end rack	5¼ (13.3)	5¼ (13.3)	—	1
TRAEX® SHEET PAN RACKS					
TR23*	Open-end rack with powder-coated metal insert	5¼ (13.3)	5¼ (13.3)	3 (7.6)	1
TR31**	Open-end rack	5¼ (13.3)	5¼ (13.3)	—	1

***NSF® certified *Racks are made to order and cannot be returned.





Traex® Plate Crate® Washing System

- 20 different Plate Crates give operators the perfect crate for washing, storing, and transporting china
- Plate Crates consist of a TR1 base rack and wire grids that snap into TRA open extenders
- Less breakage, cleaner china, faster drying, stackability, durability, convenient handling, and shorter lead time
- Plate Crate racks are available in five vibrant colors plus black and standard beige



ITEM #	DESCRIPTION	PLATE SIZE RANGE: IN (CM)	MAX PLATE DEPTH: IN (CM)	GRID #	PLATES PER RACK	CASE LOT
PM1412-6	Plate rack w/6 extenders	10¾ to 12¾ (27.3 to 31.3)	Up to 1¾ (3.5)	92235	14	1
PM1912-6	Plate rack w/6 extenders	11 to 12 (28 to 30.5)	Up to 1 (2.5)	92215	19	1
PM0912-6	Plate rack w/6 extenders	11¼ to 12½ (28.6 to 31.8)	Up to 2¾ (6)	92231	9	1
PM1211-6	Plate rack w/6 extenders	10¾ to 11¾ (27.3 to 28.4)	Up to 1¾ (4.4)	92233	12	1
PM2011-6	Plate rack w/6 extenders	10¾ to 11 (27.3 to 28)	Up to 1 (2.5)	92216	20	1
PM1510-5	Plate rack w/5 extenders	9 to 10¾ (22.9 to 27.3)	Up to 1¾ (3.5)	92234	15	2
PM1211-5	Plate rack w/5 extenders	9¾ to 10¾ (23.3 to 27.3)	Up to 1¾ (4.4)	92233	12	2
PM2011-5	Plate rack w/5 extenders	10 to 10¾ (25.4 to 27.3)	Up to 1 (2.5)	92216	20	2
PM2110-5	Plate rack w/5 extenders	9¾ to 10 (23.3 to 25.4)	Up to 1 (2.5)	92217	21	2
PM1510-4	Plate rack w/4 extenders	8¾ to 9¾ (22.3 to 23.3)	Up to 1¾ (3.5)	92234	15	2
PM1211-4	Plate rack w/4 extenders	8¾ to 9¾ (22.3 to 23.3)	Up to 1¾ (4.4)	92233	12	2
PM2110-4	Plate rack w/4 extenders	8¾ to 9¾ (22.3 to 23.3)	Up to 1 (2.5)	92217	21	2
PM2209-4	Plate rack w/4 extenders	7 to 8¾ (17.8 to 22.3)	Up to 1¾ (3.5)	92228	22	2
PM3008-4	Plate rack w/4 extenders	8 to 8¾ (20.3 to 21.3)	Up to 1 (2.5)	92218	30	2
PM3208-4	Plate rack w/4 extenders	7¾ to 8 (19.7 to 20.3)	Up to 1 (2.5)	92219	32	2
PM1211-3	Plate rack w/3 extenders	5 to 7¾ (12.7 to 19.7)	Up to 1¾ (4.4)	92233	12	2
PM3208-3	Plate rack w/3 extenders	4¾ to 7¾ (12.1 to 19.7)	Up to 1 (2.5)	92219	32	2
PM4407-3	Plate rack w/3 extenders	6 to 7¾ (15.2 to 17.8)	Up to ¾ (1.9)	92220	44	2
PM2006-3	Plate rack w/3 extenders	4¾ to 6½ (12.1 to 16.5)	Up to 2 (5.1)	92232	20	2
PM2209-3	Plate rack w/3 extenders	7 to 7¾ (17.8 to 20)	Up to 1¾ (3.5)	92228	22	2
PM4806-2	Plate rack w/2 extenders	4 to 6 (10.6 to 15.2)	Up to ¾ (1.9)	92221	48	2
PM3807-2	Plate rack w/2 extenders	4 to 6 (10.6 to 15.2)	Up to 1 (2.5)	92236	38	2
PM3208-2	Plate rack w/2 extenders	4¾ to 6¼ (12.1 to 15.9)	Up to 1 (2.5)	92219	32	2

COLORS



32
beige (standard)

02
red

06
black

08
yellow

19
green

21
burgundy

44
royal blue

*Racks are made to order and cannot be returned.



Traex® Half-Size Compartment Racks

- All half bases and extenders are available only in standard beige
- Snap-fit extenders will not loosen over time or come apart

COLOR



32



SCAN HERE FOR
TRAEX® FULL-SIZE
GLASS AND CUP
COMPONENT PARTS

Traex® Half-Size Glass Racks



HR1B1
8-COMPARTMENT
4 7/8" (10.5 cm) x 4 7/8" (11.3 cm)
Diagonal 5 7/8"



HR1C1C
10-COMPARTMENT
4 7/8" (10.5 cm) x 3 1/2" (8.9 cm)
Diagonal 5 1/4"



HR1D1DD
17-COMPARTMENT (2 13/16")
2 13/16" diameter (7.5 cm)



HR1F
17-COMPARTMENT (3")
3" diameter (7.6 cm)

8-COMP	10-COMP	17-COMP	17-COMP	OVERALL HEIGHT: IN (CM)	MAX INSIDE HEIGHT: IN (CM)	CASE LOT
HR1	HR1	HR1	HR1	2 1/16 (5.2)	1 1/4 (3.2)	12
HR1B1	HR1C1	HR1D1	HR1F	3 13/16 (9.7)	3 (7.6)	6
HR1B1B	HR1C1C	HR1D1D	HR1FF	5 9/16 (14.1)	4 3/4 (12.1)	4
HR1B1A	HR1C1A	HR1D1A	HR1FA	5 9/16 (14.1)	4 3/4 (12.1)	4
HR1B1BB	HR1C1CC	HR1D1DD	HR1FFF	7 9/16 (18.6)	6 1/2 (16.5)	2
HR1B1BA	HR1C1CA	HR1D1DA	HR1FFA	7 9/16 (18.6)	6 1/2 (16.5)	2
HR1B1BBB	HR1C1CCC	HR1D1DDD	HR1FFFF	9 1/16 (23)	8 1/4 (20.1)	2
HR1B1BBA	HR1C1CCA	HR1D1DDA	TR10FFFA	9 1/16 (23)	8 1/4 (20.1)	2

Note: Traex half-size glass racks cannot be imprinted.

Traex® Half-Size Open and Flatware Racks



HR1A



HR2A

ITEM #	DESCRIPTION	INSIDE COMPARTMENT	OVERALL HEIGHT: IN (CM)	INSIDE HEIGHT: IN (CM)	CASE LOT
HR1A	Open half rack w/1 extender	9 x 18 1/16 (22.9 x 45.9)	3 13/16 (9.7)	3 (7.6)	6
HR1AA	Open half rack w/2 open extenders	9 x 18 1/16 (22.9 x 45.9)	5 9/16 (14.1)	4 3/4 (12.1)	4
HR1AAA	Open half rack w/3 open extenders	9 x 18 1/16 (22.9 x 45.9)	7 9/16 (18.6)	6 1/2 (16.5)	2
HR1AAAA	Open half rack w/4 open extenders	9 x 18 1/16 (22.9 x 45.9)	9 1/16 (23)	8 1/4 (20.1)	2
HR2A	Flatware half rack w/1 extender	9 x 18 1/16 (22.9 x 46)	3 13/16 (9.7)	3 (7.7)	6

*Racks are made to order and cannot be returned.



Half-Size Flatware Racks




ITEM #	DESCRIPTION	COLOR	INSIDE COMPARTMENT: IN (CM)	OVERALL HEIGHT: IN (CM)	INSIDE HEIGHT: IN (CM)	CASE LOT
5280410	Signature half rack	Light green	9 x 18½ (22.9 x 46)	4½ (10.5)	2½ (6.7)	6
HR2A	Traex half-rack with 1 extender	Beige	9 x 18½ (22.9 x 46)	3¾ (9.7)	3 (7.7)	6



8-Compartment Flatware Baskets

- Items 52640/52641 are NSF certified



ITEM #	DESCRIPTION	COLOR	INSIDE COMPARTMENT: IN (CM)	OVERALL HEIGHT: IN (CM)	INSIDE HEIGHT: IN (CM)	CASE LOT
52640	Signature basket without handles	Light green	3¾ x 3¾ (9 x 9)	7¾ (18.4)	4¼ (10.8)	4
52641	Signature basket with handles	Light green	3¾ x 3¾ (9 x 9)	13¾ (34.5)	4¼ (10.8)	4
1371	Traex basket without handles	Beige	3½ x 3½ (8.9 x 8.9)	5½ (14.9)	4¼ (10.8)	6
1372	Traex basket with handles	Beige	3½ x 3½ (8.9 x 8.9)	5½ (14.9)	4¼ (10.8)	6



Flatware Soak & Washing System



97285



52619 and 52617



ITEM #	DESCRIPTION	DIMENSIONS (L X W X H): IN (CM)	CASE LOT
SIGNATURE FLATWARE SOAK & WASHING SYSTEM			
97285	Signature wash system includes: 3 of 1390 (soak tubs), 6 of 52804 (flatware racks), 3 of 52802 (open racks), and 8 of 52643 (white plastic cylinders)	—	1
52619	Signature soak system silverware soak system, gray, includes 52612, 52424, and 52617	—	1
52617	Signature soak system perforated drain box only, gray	20 x 15 x 5 (50.8 x 38.1 x 12.7)	6
52827	Signature soak system half rack and tub	24¾ x 13½ x 5¾ (62.3 x 34.3 x 13.8)	1
52804	Signature half-size flatware rack only	9 x 18½ x 4½ (23 x 47 x 10.5)	6
97300	Signature soak system stand only	12 x 11 x 9 (30.5 x 28 x 23)	1
TRAEX® FLATWARE SOAK & WASHING SYSTEM			
1303	Traex half-rack soak system – 4-compartment w/handles and half-tub	24½ x 13¾ x 5¼ (62.2 x 34 x 13.3)	1
1392	Traex half-rack only, 4-compartment, no handles	19¾ x 10 x 3¾ (50 x 25.97)	1
1394	Traex half-tub and 4-compartment rack, no handles	24½ x 13¾ x 5¼ (62.2 x 34 x 13.3)	1
1393	Traex half-tub and open rack	24½ x 13¾ x 5¼ (62.2 x 34 x 13.3)	1
1397	Traex full-tub and open rack	24½ x 13¾ x 5¼ (62.2 x 61.9 x 13.3)	1
TR2	Traex full-size flatware racks	19¾ x 19¾ x 4 (50 x 50 x 10.2)	6
HR2A	Traex flatware half-rack w/extender	19¾ x 10 x 3¾ (50 x 25.4 x 9.7)	6
1300	Traex half-rack open w/handles	19¾ x 10 x 3¾ (50 x 25.4 x 9.7)	1
1301	Traex half-rack, 4-compartment, w/handles	19¾ x 10 x 3¾ (50 x 25.4 x 9.7)	1
1390	Traex half-tub only	24½ x 13¾ x 5¼ (62.2 x 34 x 13.3)	1
1395	Traex full-size tub only	24 x 24¾ x 5¼ (61 x 61.9 x 13.3)	1



Vertical Flatware Washing System, Cylinders & Storage



ITEM #	DESCRIPTION	DIMENSIONS: IN (CM)	CASE LOT
52633*	Signature black plastic cylinder	3¾ dia x 5⅝ (9.5 dia x 14.3)	12
52643*	Signature white plastic cylinder	3¾ dia x 5⅝ (9.5 dia x 14.3)	12
52642*	Signature nylon cylinder	3¾ dia x 5⅝ (9.5 dia x 14.3)	12
99710	Signature stainless cylinder	3¾ dia x 5⅝ (9.5 dia x 14.3)	12
52808	Signature 8-compartment cylinder rack	19¾ x 10 x 5⅝ (50 x 25.4 x 14.1)	4
97241**	Signature 6-cylinder stainless Silv-A-Tainer	14⅞ x 11½ x 8½ (37.8 x 29.2 x 21.6)	1
97240**	Signature 4-cylinder stainless Silv-A-Tainer	10⅞ x 11½ x 8½ (25.7 x 29.2 x 21.6)	1
52644**	Signature 6-cylinder plastic Silv-A-Tainer	15⅞ x 10¾ x 11 (38.4 x 27.3 x 27.9)	1
1370*	Traex flatware cylinder – beige plastic	4½ dia x 5⅝ (11.4 dia x 14.3)	36
HR1370*	Traex half rack with 8 flatware cylinders	19¾ x 10 x 9⅞ (50 x 25.4 x 23)	3
HR2D1DDA*	Traex 17-compartment half rack	19¾ x 10 x 9⅞ (50 x 25.4 x 23)	2


NSF certified **Cylinders sold separately




Silverware Cutlery Boxes



ITEM #	DESCRIPTION	COLOR	DIMENSIONS: IN (CM)	CASE LOT
52653	Signature polyethylene	Black	21⅞ x 11⅞ x 3¾ (54.9 x 30.2 x 9.5)	12
52654	Signature polyethylene	Gray	21⅞ x 11⅞ x 3¾ (54.9 x 30.2 x 9.5)	12
52651	Signature polyethylene, with overflow cutout	Gray	21⅞ x 11⅞ x 4 (54.3 x 29.4 x 10.2)	6
99700	Signature stainless steel bin	Stainless steel	17 x 10¼ x 3¾ (43.2 x 26 x 9.5)	6
52652	Signature plastic bin	Brown	20 x 10 x 4 (50.8 x 25.4 x 10.2)	6
1375-01	Traex heavy-duty plastic	Chocolate	20⅞ x 12⅞ x 4½ (53 x 32.5 x 11.4)	12
1375-06	Traex heavy-duty plastic	Black	20⅞ x 12⅞ x 4½ (53 x 32.5 x 11.4)	12
1375-31	Traex heavy-duty plastic	Gray	20⅞ x 12⅞ x 4½ (53 x 32.5 x 11.4)	12



Hold-Down Grids



ITEM #	DESCRIPTION	DIMENSIONS: IN (CM)	INSIDE HEIGHT	CASE LOT
52385	Signature full-size grid only	17⅞ x 17⅞ (45.4 x 45.4)	–	12
TR2W	Traex TR2 full-size rack with hold-down grid (assembled)	19¾ x 19¾ (50 x 50)	¾	1
TR13AW	Traex TR13A full-size rack with hold-down grid (assembled)	19¾ x 19¾ (50 x 50)	2⅞	1
92241	Traex full-size grid only	17⅞ x 17⅞ (45.4 x 45.4)	–	1

*Only the rack is made in the USA.



Bus Boxes

- Made of high density polyethylene
- Withstands temps of -30°F to 180°F (-34°C to 82°C)



ITEM #	DESCRIPTION	COLOR	DIMENSIONS (L X W X H): IN (CM)	CASE LOT
52629*	Signature undercounter bus box	Gray	20 x 12 x 6 (50.8 x 30.5 x 15.2)	12
52611	Signature single-compartment bus box	Black	20 x 15 x 5 (50.8 x 38.1 x 12.7)	12
52612	Signature single-compartment bus box	Gray	20 x 15 x 5 (50.8 x 38.1 x 12.7)	12
52614	Signature single-compartment bus box	Brown	20 x 15 x 5 (50.8 x 38.1 x 12.7)	12
52615	Signature single-compartment bus box	Natural	20 x 15 x 5 (50.8 x 38.1 x 12.7)	12
52621	Signature single-compartment bus box	Gray	20 x 17 x 5 (50.8 x 43.2 x 12.7)	12
52622	Signature single-compartment bus box	Black	20 x 17 x 5 (50.8 x 43.2 x 12.7)	12
52657	Signature heavy-duty single-compartment bus box	Natural	20 x 15 x 7 (50.8 x 38.1 x 17.8)	12
52660	Signature heavy-duty single-compartment bus box	Black	20 x 15 x 7 (50.8 x 38.1 x 17.8)	12
52661	Signature heavy-duty single-compartment bus box	Gray	20 x 15 x 7 (50.8 x 38.1 x 17.8)	12
52662	Signature heavy-duty single-compartment bus box	Brown	20 x 15 x 7 (50.8 x 38.1 x 17.8)	12
52632	Signature heavy-duty two-compartment bus box	Gray	23 x 17½ x 6 (58.4 x 44.5 x 15.2)	6
52634	Signature heavy-duty two-compartment bus box	Black	23 x 17½ x 6 (58.4 x 44.5 x 15.2)	6
1527-XX*	Traex standard 7" deep single-compartment bus box	Choose	21¾ x 15½ x 7 (55.2 x 39.4 x 17.8)	12
1527B-XX*	Traex standard 7" deep single-compartment bus box	Choose	21¾ x 15½ x 7 (55.2 x 39.4 x 17.8)	150
1521-XX*	Traex 5" deep single-compartment bus box	Choose	21¾ x 15½ x 5 (55.2 x 39.5 x 12.7)	24
1521B-XX*	Traex 5" deep single-compartment bus box	Choose	21¾ x 15½ x 5 (55.2 x 39.5 x 12.7)	150
1721-XX*	Traex two-compartment bus box	Gray and brown only	22¾ x 17¾ x 6½ (58.1 x 45.1 x 15.6)	12
1529-31**	Traex undercounter bus box	Gray	23½ 12 x 5¼ (59.7 x 30.5 x 13.7)	6

*Add two-digit suffix (XX) after dash (-) to denote color **Not NSF certified



Bus Box Covers

- Made of high density polyethylene



ITEM #	DESCRIPTION	FITS BUS BOX	COLOR	DIMENSIONS (L X W X H): IN (CM)	CASE LOT
52422	Signature universal recessed cover	Signature and Traex 5" and 7" boxes	Natural	20 x 15 (50.8 x 38.1)	12
52424	Signature universal recessed cover	Signature and Traex 5" and 7" boxes	Gray	20 x 15 (50.8 x 38.1)	12
52420	Signature universal recessed cover	Signature and Traex 5" and 7" boxes	05, 13, or 31	20 x 15 (50.8 x 38.1)	12
1500-xx	Traex snap-on recessed cover	1521-XX and 1527-XX	01, 05, 06, or 31	22¾ x 15½ x 2½ (56.2 x 39.7 x 6.4)	6
1522-xx	Traex bus box cover	1521-XX and 1527-XX	01, 05, 06, or 31	20 x 15 (50.8 x 38.1)	12



Glass Max Stacker



ITEM #	DESCRIPTION	DIMENSIONS (L X W): IN (CM)	CAPACITY	CASE LOT
GS21-32	Glass Max [®] stacker	18 x 14 (45.7 x 35.6)	21 glasses	6



Dollies & Covers

- Provide smooth, safe transport for all full-size racks
- Specialized formulation of polypropylene designed to resist rust and corrosion and withstand elevated temperatures
- Traex dollies include an optional drain hole and 5" casters
- Signature dollies have 3" casters
- Weight capacity: 200 lbs (90 kg)
- Handle and insert sold separately



97190



1697-32



1697-44



TRCV3



TR13

ITEM #	DESCRIPTION	GAUGE	DIMENSIONS (L X W X H): IN (CM)	RECOMMENDED HANDLE	CASE LOT
52290	Signature dolly only with 4 swivel casters	–	20 x 20 (50.8 x 50.8)		1
52292	Signature dolly only with 2 swivel (back) and 2 fixed (front) casters	–	20 x 20 (50.8 x 50.8)		1
52293	Signature handle only	–	–		1
97190	Signature dolly without handle	12	20½ x 20½ (52.1 x 52.1)		1
97191	Signature handle only, chrome plated	18	–		1
1697-32	Traex beige rack dolly base		21 x 21 (53 x 53)	1698	1
1697-02	Traex red rack dolly base		21 x 21 (53 x 53)	1698	1
1697-44	Traex blue rack dolly base		21 x 21 (53 x 53)	1698	1
1697-06	Traex recycled black rack dolly base		21 x 21 (53 x 53)	1698	1
1697-06-LC2	Traex recycled black rack dolly base with 2 locking casters		21 x 21 (53 x 53)	1698	1
1697-32-LC2	Traex recycled beige rack dolly base with 2 locking casters		21 x 21 (53 x 53)	1698	1
1698	Traex rack dolly handle		30 x 20½ (76.2 x 52.1)	–	1
TRCV3	Traex vinyl rack cover		36 x 21½ x 21½ (91.4 x 54.6 x 54.6)	–	3
TRCV4	Traex vinyl rack cover		48 x 21½ x 21½ (121.9 x 54.6 x 54.6)	–	3
97190	Traex dolly without handle	12	20½ x 20½ (52.1 x 52.1)		1
97191	Traex handle only, chrome plated	18	–		1
TR13	Traex open rack cover		19¾ x 19¾ x 1⅞ (50 x 50 x 3.7)		6
TR33	Traex solid rack cover		19¾ x 19¾ x 1⅞ (50 x 50 x 3.7)		6

TR13 and TR33 cannot be imprinted



Traex® Adjustable Dish Caddy

- Unique “easy adjustment” from the top
- Dual side handles for easy maneuvering
- Dish caddies have 19" of stacking space and allow approximately 40-55 plates per stack based on average plate height. Please calculate using your specific plate measurements for a more exact measurement.
- ADC units accommodate round pieces 4½" to 12½" (11.4 to 31.6 cm)
- SAC units accommodate:
 - Square pieces 4" to 10⅝" (10.2 to 27 cm)
 - Round pieces from 4" to 14" (10.2 to 35.6 cm)
 - Rectangular trays up to 14¼" x 9⅞" (36.2 x 25.1 cm)
- Empty SAC units stack together to save space
- Rotational molded body
- Vinyl cover included
- Color: SAC-black, ADC-gray



See page 192 for school compartment trays



SCAN HERE TO LEARN MORE ABOUT ADJUSTABLE DISH CADDY CONFIGURATIONS



Unique easy adjustment from the top



Empty SAC units stack together to save space

ITEM #	DISH SIZE: IN (CM)	STACKS	DIMENSIONS (H X W X L): IN (CM)	DIVIDERS	CASE LOT
ADC-2	11⅝ to 12½ (29.5 to 31.6) round plates	4	31⅞ x 30⅜ x 40 (78.9 x 76.7 x 101.6)	2	1
ADC-4	10¾ to 11½ (27.3 to 29.2) round plates	5	31⅞ x 30⅜ x 40 (78.9 x 76.7 x 101.6)	4	1
ADC-6	8⅞ to 9⅞ (21.9 to 23.2) round plates or 9⅞ to 10⅞ (23.2 to 27) round plates	6 or 5	31⅞ x 30⅜ x 40 (78.9 x 76.7 x 101.6)	6	1
ADC-8	7⅞ to 8½ (18.1 to 21.6) round plates	8	31⅞ x 30⅜ x 40 (78.9 x 76.7 x 101.6)	8	1
ADC-10	5½ to 7⅞ (14 to 18.1) round plates	9	31⅞ x 30⅜ x 40 (78.9 x 76.7 x 101.6)	10	1
ADC-14	4½ to 5½ (11.4 to 14) round plates	13	31⅞ x 30⅜ x 40 (78.9 x 76.7 x 101.6)	14	1
SAC-SQ1	9⅞ to 10⅞ (24.4 to 27) square plates/bowls	4	30½ x 27½ x 32¾ (77.5 x 69.9 x 83.2)	1	1
SAC-SQ4	8 to 9⅞ (20.3 24.1) square plates/bowls	4	30½ x 27½ x 32¾ (77.5 x 69.9 x 83.2)	4	1
SAC-SQ5	4 to 8 (10.2 x 20.3) square plates/bowls	4	30½ x 27½ x 32¾ (77.5 x 69.9 x 83.2)	5	1
SAC-2	10⅞ to 11¼ (26.4 to 28.6) round plates/bowls	4	30½ x 27½ x 32¾ (77.5 x 69.9 x 83.2)	2	1
SAC-2A	12½ to 14 (31.6 to 35.6) round bowls/trays	2	30½ x 27½ x 32¾ (77.5 x 69.9 x 83.2)	2	1
SAC-4A	8½ to 9⅞ (21.6 to 24.1) round plates/bowls	4	30½ x 27½ x 32¾ (77.5 x 69.9 x 83.2)	4	1
SAC-4C	9⅞ to 10¼ (24.4 to 26) round plates/bowls	4	30½ x 27½ x 32¾ (77.5 x 69.9 x 83.2)	4	1
SAC-4D	11½ to 12½ (29.2 to 31.6) round plates/bowls	2	30½ x 27½ x 32¾ (77.5 x 69.9 x 83.2)	4	1
SAC-6	4 to 8 (10.2 x 20.3) round plates/bowls	6	30½ x 27½ x 32¾ (77.5 x 69.9 x 83.2)	6	1

Note: ADC color: gray SAC color: black



Carts

Heavy-Duty Stainless Steel Carts

- Extended-height stainless steel handles
- Frames and stainless shelves welded
- 1" (2.5 cm) square stainless tubular frame
- Two 5" (12.7 cm) swivel casters, one with brake
- Two 8" (20.3 cm) fixed wheels



ITEM #	DESCRIPTION	CAPACITY: LB (KG)	SHELF SIZE (W X L): IN (CM)	OVERALL DIMENSIONS (W X D X H): IN (CM)	SHELF GAUGE	CASE LOT
TWO-SHELF CARTS WITH RAISED LOWER SHELF: HEIGHT BETWEEN SHELVES 18½" (46.9 CM)						
97200	2-shelf ergonomic	650 (295)	20 x 30 (50.7 x 76.1)	44½ x 20 x 39 (113 x 50.7 x 98.9)	16	1
97202	2-shelf ergonomic	900 (405)	23 x 35 (58.4 x 88.8)	44½ x 23 x 44 (113 x 58.4 x 112)	16	1
TWO-SHELF CARTS WITH STANDARD LOWER SHELF: HEIGHT BETWEEN SHELVES 30" (76.2 CM)						
97205	2-shelf standard	650 (295)	20 x 30 (50.7 x 76.1)	44½ x 20 x 39 (113 x 50.7 x 98.9)	16	1
97207	2-shelf standard	900 (405)	23 x 35 (58.4 x 88.8)	44½ x 23 x 44 (113 x 58.4 x 112)	16	1
THREE-SHELF CARTS WITH RAISED LOWER SHELF: HEIGHT BETWEEN SHELVES LOWER: 8⅞" (22.5 CM) UPPER: 7⅞" (19.9 CM)						
97201	3-shelf ergonomic	650 (295)	20 x 30 (50.7 x 76.1)	44½ x 20 x 39 (113 x 50.7 x 98.9)	16	1
97203	3-shelf ergonomic	900 (405)	23 x 35 (58.4 x 88.8)	44½ x 23 x 44 (113 x 58.4 x 112)	16	1
THREE-SHELF CARTS WITH STANDARD LOWER SHELF: HEIGHT BETWEEN SHELVES LOWER: 15" (38.1 CM) UPPER: 15" (38.1 CM)						
97206	3-shelf standard	650 (295)	20 x 30 (50.7 x 76.1)	44½ x 20 x 39 (113 x 50.7 x 98.9)	16	1
97208	3-shelf standard	900 (405)	23 x 35 (58.4 x 88.8)	44½ x 23 x 44 (113 x 58.4 x 112)	16	1
HEAVY-DUTY KNOCK-DOWN (K.D.) CART: HEIGHT BETWEEN SHELVES: LOWER: 10" (25.4 CM) UPPER: 10⅞" (25.6 CM)						
97211	3-shelf	650 (295)	20 x 30 (50.7 x 76.1)	42¼ x 21½ x 42 (107.3 x 53.7 x 106.8)	18	1

Note: For replacement part information, refer to vollrathfoodservice.com



Caravelle Cart

- U-shaped tubular steel frame
- Stainless steel drawn shelves
- 4" (10 cm) casters
- Shelves: 33" x 21" (85 x 54 cm)
- Height between shelves: 8½" (22 cm)



ITEM #	DESCRIPTION	CAPACITY: LB (KG)	OVERALL DIMENSIONS (W X D X H): IN (CM)	CASE LOT
97168	3-shelf tubular cart	500 (226.2)	37½ x 21 x 35½ (95 x 54 x 90)	1





Money Saver Knocked-Down (K.D.) Carts

- Chrome-plated tubular frame
- Stainless steel 20-gauge shelves
- 4" (10 cm) casters provide quiet and steady transport
- Overall height: 36½" (92.7 cm)
- Height between shelves: 8½" (22 cm)
- Shippable via FedEx® or UPS®



ITEM #	DESCRIPTION	CAPACITY: LB (KG)	OVERALL DIMENSIONS (W X D X H): IN (CM)	CASE LOT
97105	3-shelf	400 (180)	28 x 16 x 36½ (71.2 x 40.8 x 92.7)	1
97106	3-shelf	500 (225)	40½ x 21 x 36½ (102.9 x 53.3 x 92.7)	1

Note: For replacement part information, refer to vollrathfoodservice.com



Stainless Steel Assembled and Knocked-Down Utility Carts

- Heavy-duty welded construction
- Three stainless steel shelves
- ABS handle
- Swivel casters
- Capacity is weight distributed evenly on all shelves
- Height between shelves: 12" (30 cm) – 97140 is 12½" (31.3 cm)
- Knock-down design minimizes shipping costs



ITEM #	DESCRIPTION	CAPACITY: LB (KG)	CASTER SIZE: IN (CM)	OVERALL DIMENSIONS (W X D X H): IN (CM)	CASE LOT
97120*	Medium-duty, assembled	300 (135)	3½ (9)	27½ x 15½ x 32½ (70 x 40 x 84)	1
97121	Medium-duty, assembled	300 (135)	3½ (9)	30¾ x 17¾ x 33¾ (79 x 45 x 86)	1
97125	Heavy-duty, assembled	400 (180)	4 (10)	27½ x 15½ x 32½ (70 x 40 x 84)	1
97126	Heavy-duty, assembled	400 (180)	4 (10)	30¾ x 17¾ x 33¾ (79 x 45 x 86)	1
97140	Extra-heavy-duty, assembled	500 (225)	4 (10)	39½ x 21 x 33¾ (100 x 54 x 84)	1
97320	Medium-duty, knocked-down	300 (135)	3½ (9)	27½ x 15½ x 32½ (70 x 40 x 84)	1
97326	Heavy-duty, knocked-down	400 (180)	4 (10)	30¾ x 17¾ x 33¾ (79 x 45 x 86)	1

ABS handle helps prevent damage to walls and doors

*Shippable via FedEx® or UPS® Note: For replacement part information, refer to vollrathfoodservice.com





Utility Carts

- Structural foam shelves
- Textured grey finish masks scratches and resists fading and discoloration
- Shelves: 29" x 18½" (74 x 47 cm)
- Shipped knocked down via FedEx® or UPS® to minimize shipping costs
- Height between shelves: 10½" (26.7 cm)



ITEM #	DESCRIPTION	CAPACITY: LB (KG)	CASTER SIZE: IN (CM)	OVERALL DIMENSIONS (W X D X H): IN (CM)	CASE LOT
97111	Enclosed plastic	200 (90.7)	4 (10)	30½ x 18½ x 39 (78 x 47 x 99)	1
97101	Open with Chrome Uprights 2-shelf	200 (90.7)	4 (10)	30½ x 18½ x 36 (78 x 47 x 92)	1
97102	Open with Chrome Uprights 3-shelf	200 (90.7)	4 (10)	30½ x 18½ x 36 (78 x 47 x 92)	1
97112	Open with Plastic Uprights	200 (90.7)	4 (10)	30½ x 18½ x 39 (78 x 47 x 99)	1

Note: For replacement part information, refer to vollrathfoodservice.com



Multipurpose Carts

- Polypropylene shelves and handles
- Satin-finished aluminum uprights
- Shipped knocked down via FedEx® or UPS®



97007
Bus boxes and refuse bins sold separately

ITEM #	DESCRIPTION	CAPACITY: LB (KG)	CASTER SIZE: IN (CM)	OVERALL DIMENSIONS (W X D X H): IN (CM)	CASE LOT
97006*	Black multipurpose	300 (135)	4 (10)	33 x 16⅞ x 37 (83.8 x 42.7 x 94)	1
97007*	Black multipurpose	300 (135)	4 (10)	40¼ x 19⅞ x 37 (102.2 x 50.5 x 94)	1
97004	Blue-gray multipurpose	300 (135)	4 (10)	33 x 16⅞ x 37 (83.8 x 42.7 x 94)	1
97005	Blue-gray multipurpose	300 (135)	4 (10)	40¼ x 19⅞ x 37 (102.2 x 50.5 x 94)	1

Note: For replacement part information, refer to vollrathfoodservice.com



(Not items 97004, 97005)

Bussing Carts

- Stainless steel construction
- ABS handle
- Durable black vinyl finish
- Swivel casters



ITEM #	DESCRIPTION	CAPACITY: LB (KG)	CASTER SIZE: IN (CM)	OVERALL DIMENSIONS (W X D X H): IN (CM)	CASE LOT
97180*	4-shelf	300 (135)	3½ (9)	27½ x 15½ x 33⅝ (70 x 40 x 86)	1
97181	3-shelf	300 (135)	4 (10)	30⅞ x 17¼ x 33¾ (78 x 45 x 86)	1
97182	3-shelf	500 (225)	4 (10)	39¼ x 21 x 34¾ (100 x 54 x 88)	1

*Shippable via FedEx® or UPS® Note: For replacement part information, refer to vollrathfoodservice.com





Thrift-I-Carts

- Chrome-plated tubular steel frame
- One-piece drawn stainless steel shelves
- 20-gauge shelves
- 4" (10 cm) swivel casters
- Overall height: 36½" (92.7 cm)
- Height between shelves:
97160/61 – 19" (47.5 cm)
97166/67 – 8⅞" (22.2 cm)



ITEM #	DESCRIPTION	CAPACITY: LB (KG)	OVERALL DIMENSIONS: (W X D X H): IN (CM)	CASE LOT
97160	2-shelf	400 (180)	31½ x 16 x 36½ (80 x 40.6 x 92.7)	1
97166	3-shelf	400 (180)	31½ x 16 x 36½ (80 x 40.6 x 92.7)	1
97161*	2-shelf	500 (225)	40½ x 21 x 36½ (102.9 x 53.3 x 92.7)	1
97167	3-shelf	500 (225)	40½ x 21 x 36½ (102.9 x 53.3 x 92.7)	1

*Not recommended for use with refuse bin



Cantilever Bussing Cart

- Chrome tubular steel frame
- Three-shelf cart holds up to three standard tote boxes
- 4" (10 cm) swivel casters
- Height between shelves: 13" (33 cm)
- Shippable via FedEx® or UPS®



ITEM #	DESCRIPTION	CAPACITY: LB (KG)	OVERALL DIMENSIONS (W X D X H): IN (CM)	CASE LOT
97186*	3-shelf	300 (135)	26⅝ x 15¾ x 34½ (67.6 x 40 x 87.6)	1

*Not recommended for use with refuse bin See pages 217 for bus boxes



Bussing Bins



97286



9728810

9728820




97280

ITEM #	DESCRIPTION	OVERALL DIMENSIONS (W X D X H): IN (CM)	CASE LOT
97286	Complete gray bussing system kit for standard carts	17w x 16¾h (43.2w x 42.6h)	1
9728810	Refuse bin, black	13½ x 8 x 22¾ (34.3 x 20.3 x 57.8)	6
9728820	Refuse bin, gray	13½ x 8 x 22¾ (34.3 x 20.3 x 57.8)	6
97280	Silver bin, gray	15½ x 6⅜ x 6½ (40 x 16 x 17)	6
97290	Silver bin, black	15½ x 6⅜ x 6½ (40 x 16 x 17)	6







Dispensing Solutions

Maximize limited space and keep operations tidy at busy self-serve stations or drive-through with the LidSaver® dispenser and a full line of straw, condiment, tissue, napkin, and a variety of other dispensers.



**Lid & Cup
Dispensers**



**Countertop
Dispensers**



**Flush-Mount
Dispensers
& Organizers**




**Napkin
Dispensers**



**Straw
Dispensers**

How To Shop



All dispensers are made with US and foreign material

Lid & Cup Dispensers



Eliminate waste and reduce the potential for germs to spread with LidSaver® dispensers. These simple-to-use designs keep counters free of lid stacks and cups.

PAGES 223-227

Countertop Dispensers



Our versatile self-serve dispensers are ideal for condiment packets, flatware, and more.

PAGES 228-231

Flush-Mount Dispensers & Organizers



Flush-mount dispensers and organizers are easy to install and mount flush into the face of your counter. They're ideal for self-serve areas to accommodate condiments, lids, straws, flatware, and more.

PAGES 232-233

Straw Dispensers



Reduce waste and save money with a dispensing mechanism that delivers just one straw at a time

PAGE 234

Napkin Dispensers



Choose from in-counter, countertop, and tabletop models in a variety of colors and designs.

PAGES 234-235



SCAN HERE TO LEARN MORE ABOUT HOW 1 LIDSAVER PAYS FOR ITSELF IN 6 MONTHS



Lid & Cup Dispensers

Lidsaver® 3 Dispensers

- Fewer wasted lids adds up to more savings
- Requires less labor for cleanup
- Helps eliminate contamination from excess handling
- Keeps operations clean and tidy, addressing major consumer concerns about health and well-being
- Simple-to-use design allows customers to fill beverages and grab a lid using only one hand
- Dispenses soda, coffee, and domed lids from 1¾" to 4¾" (4.4 to 12.1 cm)



Easier loading for lid sleeves with the new door hold-open feature.

ITEM #	DESCRIPTION	DIMENSIONS (L X W X H): IN (CM)	FOR LIDS WITH RIM DIAMETER: IN (CM)	CASE LOT
IN-COUNTER DISPENSERS				
LS03IB-(lid code)**	Horizontal mount with black housing	26¾ x 5¾ x 6⅞ (67.1 x 14.7 x 15.5)	3¼ - 4 (8.3 - 10.2)	1
LS03PB-(lid code)**	Horizontal mount with black housing	26¾ x 5⅞ x 6½ (67.1 x 15 x 16.5)	4⅞ - 4¾ (10.3 - 12.1)	1
LS03IVB-(lid code)**	Vertical mount with black faceplate	26¾ x 5⅞ x 6½ (67.1 x 15 x 16.5)	3¼ - 4 (8.3 - 10.2)	1
LS03PVB-(lid code)**	Vertical mount with black faceplate	26¾ x 5⅞ x 6½ (67.1 x 15 x 16.5)	4⅞ - 4¾ (10.3 - 12.1)	1
LS03IS18B-(lid code)**	Shallow 18" horizontal mount, black faceplate	20¾ x 5⅞ x 6½ (67.1 x 15 x 16.5)	3¼ - 4 (8.3 - 10.2)	1
LS03PS18B-(lid code)**	Shallow 18" horizontal mount, black faceplate	20¾ x 5⅞ x 6½ (67.1 x 15 x 16.5)	4⅞ - 4¾ (10.3 - 12.1)	1

To complete item number, visit vollrathfoodservice.com to use the LidSaver 3 online configurator **NSF certified



ITEM #	DESCRIPTION	DIMENSIONS (L X W X H): IN (CM)
CABINET STANDARD, BLACK HOUSING FOR LIDSAVER® 3		
K1-L-(lid code)	Contains 1- LidSaver 3	23¾ x 7⅞ x 8¾ (59.4 x 18 x 20.3)
K2V-LL-(lid code)-(lid code)	Contains 2- LidSaver 3	23¾ x 7⅞ x 16⅞ (59.4 x 18 x 40.6)
K2H-LL-(lid code)-(lid code)	Contains 2- LidSaver 3	23¾ x 14¼ x 8¾ (59.4 x 35.6 x 20.3)
K2V-LC-(lid code)-A	Contains 1- LidSaver 3 and 1- INC80 cup dispenser	23¾ x 7⅞ x 16⅞ (59.4 x 18 x 40.6)
K2V-LC-(lid code)-D	Contains 1- LidSaver 3 and 1- INC80 cup dispenser	23¾ x 7⅞ x 16⅞ (59.4 x 18 x 40.6)
K3V-LLL-(lid code)-(lid code)-(lid code)	Contains 3- LidSaver 3	23¾ x 7⅞ x 24 (59.4 x 18 x 61)
K3H-LLL-(lid code)-(lid code)-(lid code)	Contains 3- LidSaver 3	26½ x 21¾ x 8¾ (66 x 53.3 x 20.3)
K3V-LCC-(lid code)-A-A	Contains 1- LidSaver 3 and 2- INC80 cup dispensers	23¾ x 7⅞ x 24 (59.4 x 18 x 61)
K3V-LCS-(lid code)-A-S	Contains 1- LidSaver 3, 1- INC80 cup dispenser, and 1 straw pocket	23¾ x 7⅞ x 24 (59.4 x 18 x 61)
K4V-LLCC-(lid code)-(lid code)-A	Contains 2- LidSaver 3 and 2- INC80 cup dispensers	23¾ x 7⅞ x 31⅞ (59.4 x 18 x 78.7)
K4V-4L-(lid code)-(lid code)-(lid code)-(lid code)	Contains 4- LidSaver 3	23¾ x 7⅞ x 31⅞ (59.4 x 18 x 78.7)
K4X-4L-(lid code)-(lid code)-(lid code)-(lid code)	2 x 2 contains 4- LidSaver 3	23¾ x 14¼ x 16⅞ (59.4 x 35.6 x 40.6)
K58804-(lid code)-(lid code)	3 high x 2 wide with 3- INC80 cup dispensers, 2- LidSaver 3, and 1 straw pocket	23¾ x 14¼ x 24 (59.4 x 35.6 x 61)
K58801-(lid code)-(lid code)-(lid code)	4 high x 2 wide with 4- INC80 cup dispensers, 3- LidSaver 3, and 1 straw pocket	23¾ x 14¼ x 31⅞ (59.4 x 35.6 x 78.7)
CABINET SHALLOW, BLACK HOUSING FOR LIDSAVER® 3		
M1-L-(lid code)	Contains 1- LidSaver 3	21⅞ x 7⅞ x 8¾ (53.3 x 18 x 20.3)
M2V-LL-(lid code)-(lid code)	Contains 2- LidSaver 3	21⅞ x 7⅞ x 16⅞ (53.3 x 18 x 40.6)
M2V-LC-(lid code)-A	Contains 1- LidSaver 3 and 1- INC80 cup dispenser	21⅞ x 7⅞ x 16⅞ (53.3 x 18 x 40.6)
M3V-LLL-(lid code)-(lid code)-(lid code)	Contains 3- LidSaver 3	21⅞ x 7⅞ x 24 (53.3 x 18 x 61)
M3V-LCC-(lid code)-A-A	Contains 1- LidSaver 3 and 2- INC80 cup dispensers	21⅞ x 7⅞ x 24 (53.3 x 18 x 61)
M4V-4L-(lid code)-(lid code)-(lid code)-(lid code)	Contains 4- LidSaver 3	21⅞ x 7⅞ x 31⅞ (53.3 x 18 x 78.7)

*LidSaver 3 dispensers are made to order and cannot be returned.



LidSaver® 3 Mini

- Ideal for condiment cups and lids
- Smaller footprint takes up less valuable counter space
- In-counter models can mount horizontally or vertically

LS03MS18B-__(lid code)



J2V-LL-__(lid code)-__(lid code)



ITEM #	DESCRIPTION	DIMENSIONS (W X D X H): IN (CM)	ACCOMMODATES CUPS/LIDS WITH RIM** DIAMETER: IN (CM)	CASE LOT
LS03MS18B-(lid code)*	In-counter, horizontal mount. 18" (45.7 cm) L tube	4 ¹⁵ / ₁₆ W x 5 ⁵ / ₈ H (12.5 x 14.3)	1 ³ / ₄ - 3 ¹ / ₄ (4.4 - 8.3)	1
LS03MVS18B-(lid code)*	In-counter, vertical mount. 18" (45.7 cm) L tube	4 ¹⁵ / ₁₆ W x 5 ⁵ / ₈ H (12.5 x 14.3)	1 ³ / ₄ - 3 ¹ / ₄ (4.4 - 8.3)	1
J1-L-__(lid code)	Single high shallow narrow ABS plastic cabinet – with 1- LidSaver 3 Mini	5 ¹ / ₄ x 21 ⁵ / ₈ x 7 ¹ / ₂ (13.3 x 54.9 x 19.1)	1 ³ / ₄ - 3 ¹ / ₄ (4.4 - 8.3)	1
J2V-LL-__(lid code)-__(lid code)	2-high shallow narrow ABS plastic cabinet – with 2- LidSaver 3	5 ¹ / ₄ x 21 ⁵ / ₈ x 14 ¹ / ₈ (13.3 x 54.9 x 35.9)	1 ³ / ₄ - 3 ¹ / ₄ (4.4 - 8.3)	1
J2H-LL-__(lid code)-__(lid code)	2-wide shallow narrow ABS plastic cabinet – with 2- LidSaver 3	11 ¹ / ₄ x 21 ⁵ / ₈ x 7 ¹ / ₂ (28.6 x 54.9 x 19.1)	1 ³ / ₄ - 3 ¹ / ₄ (4.4 - 8.3)	1
J3V-LLL-__(lid code)-__(lid code)-__(lid code)	3-high shallow narrow ABS plastic cabinet – with 3- LidSaver 3 mini	5 ¹ / ₄ x 21 ⁵ / ₈ x 20 ⁵ / ₈ (13.3 x 54.9 x 52.4)	1 ³ / ₄ - 3 ¹ / ₄ (4.4 - 8.3)	1

*LidSaver Dispensers are NSF certified. **Max rim height 1⁷/₈" (4.8 cm).

To complete item number, visit vollrathfoodservice.com to use the LidSaver 3 online configurator.



Countertop LidSaver® Cabinet With Condiment Organizer

K1LLDS-(lid code)



K2VLCLDS-(lid code)



ITEM #*	DESCRIPTION	DIMENSIONS (W X D X H): IN (CM)	CASE LOT
K1LLDS-__(lid code)	Single LidSaver 3 cabinet with condiment organizer	7 ¹ / ₈ x 23 ³ / ₈ x 18 (18.1 x 59.4 x 45.7)	1
K2VLCLDS-__(lid code)-A	2-high cabinet, 1- LidSaver 3, 1- INC-80 cup dispenser with condiment organizer	7 ¹ / ₈ x 23 ³ / ₈ x 25 ¹ / ₂ (18.1 x 59.4 x 64.8)	1

Not a complete item number – visit online configurator to determine complete item number. LidSavers are lid specific, and lid manufacturer and part number must be supplied when ordering LidSaver.



SCAN HERE TO LEARN MORE ABOUT LIDSAVER® 3 BUILDER TOOL

LidSavers® are made to order and cannot be returned.



Cup Dispensers

- INC-80 comes with 4 gaskets to provide proper sizing
- Accommodates paper, plastic and foam cups



ITEM #	DESCRIPTION	DIMENSIONS (L X W X H): IN (CM)	ACCOMMODATES CUPS/LIDS WITH RIM DIAMETER: IN (CM)	CASE LOT
CABINETS, CUP DISPENSERS				
G58806	3 x 2 ABS plastic cabinet with 3- INC80 cup dispensers, 3- "T" holders, and 1 straw pocket	25¼ x 14¼ x 21¾ (64.1 x 36.1 x 54.2)	2¼ - 4¾ (5.7 - 12.1)	1
G58807	4 x 2 ABS plastic cabinet with 4- INC80 cup dispensers, 4- "T" holders, and 1 straw pocket	25¼ x 14¼ x 28¾ (64.1 x 36.1 x 72)	2¼ - 4¾ (5.7 - 12.1)	1
1-C-A	Single-cabinet INC-80 cup dispenser	25¼ x 8¾ x 7¾ (64.1 x 20.3 x 18.7)	2¼ - 4¾ (5.7 - 12.1)	1
2V-CC-A-A	2-high vertical cabinet, 2- INC-80 cup dispenser	25¼ x 16¾ x 14¾ (64.1 x 40.5 x 36.5)	2¼ - 4¾ (5.7 - 12.1)	1
3V-CCC-A-A-A	3-high vertical cabinet, 3- INC-80 cup dispensers	25¼ x 24 x 14¾ (64.1 x 61 x 36.5)	2¼ - 4¾ (5.7 - 12.1)	1
3V-CCS-A-A-A	3-high vertical cabinet, 2- INC-80 cup dispenser and straw pocket	25¼ x 31¾ x 21¾ (64.1 x 79 x 54.2)	2¼ - 4¾ (5.7 - 12.1)	1

*Additional models and cabinets available at vollrathfoodservice.com.



In-Counter Cup Dispensers

- INC-80 comes with 4 gaskets to provide proper sizing
- CADJ units come with 2 springs: one standard and one for foam cups
- Units mount horizontally or vertically
- CADJ Units feature easy dial adjustment



ITEM #	DESCRIPTION	DIMENSIONS (L X W): IN (CM)	ACCOMMODATES CUPS WITH RIM DIAMETER: IN (CM)	CASE LOT
GASKET STYLE DISPENSERS				
INC-80	Gasket-style cup dispenser, 23" (58.4 cm) L	24 ¾ x 6 ½ (62.2 x 16.5)	2¼ - 4¾ (5.7 - 12.1)	1
INC-80S18	Gasket-style cup dispenser, 18" (45.7 cm) L	19 ¼ x 6 ½ (49.5 x 16.5)	2¼ - 4¾ (5.7 - 12.1)	1
IN-COUNTER ADJUSTABLE STAINLESS STEEL CUP DISPENSER				
CADJ-1	-	22 x 5.4 (55.9 x 13.7)	2½ - 3½ (6.4 - 8.9)	1
CADJ-2	-	22 x 5.4 (55.9 x 13.7)	3 - 3¾ (7.6 - 9.8)	1
CADJ-3	-	22 x 5.4 (55.9 x 13.7)	3 - 4¾ (7.6 - 11.7)	1
CADJ-4	-	22 x 5.4 (55.9 x 13.7)	4½ - 5¼ (11.4 - 13.3)	1

*Additional models and cabinets available at vollrathfoodservice.com.



Wall-Mount LidSaver® and Cup Dispensers



ITEM #*	DESCRIPTION	DIMENSIONS (H X W X L): IN (CM)	CASE LOT
C1VW-(LID CODE)	Vertical LidSaver	7½ x 7¾ x 25¼ (18.1 x 18.7 x 64.1)	1
1VW-A	Gasket-style vertical cup dispenser INC-80	7½ x 7¾ x 25¼ (18.1 x 18.7 x 64.1)	1

*Not a complete item number – visit online configurator to determine complete item number. LidSavers are lid specific, and lid manufacturer and part number must be supplied when ordering LidSaver.





Stainless Steel Dispenser Cabinets

- Durable stainless steel construction
- Available with the INC-80 gasket cup dispenser or the CADJ-3 adjustable stainless steel cup dispenser
- LidSaver® 3 provides a sanitary solution and cost savings
- INC-80 and CADJ-3 dispensers are NSF certified
- Accommodates lids up to 4⁷/₈"
- CADJ-3 units come with 2 springs: 1 standard spring for paper and plastic cups and 1 lighter spring for foam cups



ITEM #	DESCRIPTION	DIMENSIONS (H X W X D): IN (CM)	CASE LOT
STAINLESS STEEL CUP DISPENSER CABINETS WITH INC-80 GASKET STYLE CUP DISPENSER			
58821-A	Single-cabinet	8 ³ / ₄ x 7 ¹ / ₈ x 23 ¹ / ₄ (22.2 x 18.1 x 59.1)	1
58822-A-A	2-high vertical	16 ³ / ₈ x 7 ¹ / ₈ x 23 ¹ / ₄ (41.6 x 18.1 x 59.1)	1
58823-A-A-A	3-high vertical	24 x 7 ¹ / ₈ x 23 ¹ / ₄ (61 x 18.1 x 59.1)	1
58824-A-A-A-A	4-high vertical	31 ⁵ / ₈ x 7 ¹ / ₈ x 23 ¹ / ₄ (80.3 x 18.1 x 59.1)	1
58834	4 x 2 cabinet, 4- INC-80 cup dispensers, 3- "T" holders with straw	31 ⁵ / ₈ x 14 ¹ / ₄ x 23 ¹ / ₄ (80.3 x 36.2 x 59.1)	1
58833	3 x 2 cabinet, 3- INC-80 cup dispensers, 2- "T" holders with straw	24 x 14 ¹ / ₄ x 23 ¹ / ₄ (61 x 36.2 x 59.1)	1
58832	2 x 2 cabinet, 2- INC-80 cup dispensers, 1- "T" holder with straw	16 ³ / ₈ x 14 ¹ / ₄ x 23 ¹ / ₄ (41.6 x 36.2 x 59.1)	1
STAINLESS STEEL CUP DISPENSER CABINETS WITH THE CADJ-3 STAINLESS STEEL CUP DISPENSERS			
58821-D	Single-cabinet	8 ³ / ₄ x 7 ¹ / ₈ x 23 ¹ / ₄ (22.2 x 18.1 x 59.1)	1
58822-D-D	2-high vertical	16 ³ / ₈ x 7 ¹ / ₈ x 23 ¹ / ₄ (41.6 x 18.1 x 59.1)	1
58823-D-D-D	3-high vertical	24 x 7 ¹ / ₈ x 23 ¹ / ₄ (61 x 18.1 x 59.1)	1
58824-D-D-D-D	4-high vertical	31 ⁵ / ₈ x 7 ¹ / ₈ x 23 ¹ / ₄ (80.3 x 18.1 x 59.1)	1
58842	3 x 2 cabinet, 3- CADJ-3 cup dispensers, 2- "T" holders with straw	24 x 14 ¹ / ₄ x 23 ¹ / ₄ (61 x 36.2 x 59.1)	1
58843	4 x 2 cabinet, 4- CADJ-3 cup dispensers, 3- "T" holders with straw	31 ⁵ / ₈ x 14 ¹ / ₄ x 23 ¹ / ₄ (80.3 x 36.2 x 59.1)	1



ITEM #	DESCRIPTION	DIMENSIONS (H X W X D): IN (CM)	CASE LOT
STAINLESS STEEL CUP DISPENSER CABINETS WITH INC-80 GASKET STYLE CUP DISPENSER AND LIDSAVER® 3			
K58821-(lid code)	Single-cabinet LidSaver 3	8¾ x 7½ x 23¼ (22.2 x 18.1 x 59.1)	1
K58822-(lid code)-(lid code)	2-high vertical, 2- LidSaver 3	16¾ x 7½ x 23¼ (41.6 x 18.1 x 59.1)	1
K58822-(lid code)-A	2-high vertical 1- LidSaver 3, 1- INC-80 cup dispenser	16¾ x 7½ x 23¼ (41.6 x 18.1 x 59.1)	1
K58823-S-(lid code)-A	3-high vertical LidSaver 3, 1- INC-80 cup dispenser, 1- LS02 with straw pocket	24 x 7½ x 23¼ (61 x 18.1 x 59.1)	1
K58823-(lid code)-A-A	3-high vertical LidSaver 3, 2- INC-80 cup dispensers, 1-LS02	24 x 7½ x 23¼ (61 x 18.1 x 59.1)	1
K58823-(lid code)-(lid code)-(lid code)	3-high vertical LidSaver 3	24 x 7½ x 23¼ (61 x 18.1 x 59.1)	1
K58824-S-(lid code)-(lid code)-(lid code)	4-high 3- LidSaver 3 with straw pocket	31½ x 7½ x 23¼ (80.3 x 18.1 x 59.1)	1
K58824-S-(lid code)-A-A	4-high vertical 1- LidSaver 3, 2- INC-80 cup dispenser, with straw pocket	31½ x 7½ x 23¼ (80.3 x 18.1 x 59.1)	1
K58824-(lid code)-(lid code)-A-A	4-high 2- LidSaver 3, 2- INC-80 cup dispenser	31½ x 7½ x 23¼ (80.3 x 18.1 x 59.1)	1
K58824-(lid code)-(lid code)-(lid code)-(lid code)	4-high vertical LidSaver 3	31½ x 7½ x 23¼ (80.3 x 18.1 x 59.1)	1
K58836-(lid code)	2 x 2 cabinet, 2- INC-80 cup dispenser, 1- LS02 with straw pocket	16¾ x 14¼ x 23¼ (41.6 x 36.2 x 59.1)	1
K58837-(lid code)-(lid code)	3 x 2 cabinet 2- LidSaver 3, 3- INC-80 cup dispenser with straw pocket	24 x 14¼ x 23¼ (61 x 36.2 x 59.1)	1
K58838-(lid code)-(lid code)-(lid code)	4 x 2 cabinet 3- LidSaver 3, 4- INC-80 cup dispenser, 1- LS02 with straw pocket	31½ x 14¼ x 23¼ (80.3 x 36.2 x 59.1)	1
STAINLESS STEEL CUP DISPENSER CABINETS WITH CADJ-3 STAINLESS STEEL CUP DISPENSERS AND LIDSAVER® 3			
K58822-(lid code)-D	2-high vertical 1- LidSaver 3, 1- CADJ-3 cup dispenser	16¾ x 7½ x 23¼ (41.6 x 18.1 x 59.1)	1
K58823-S-(lid code)-D	3-high vertical LidSaver 3, 1- CADJ-3 cup dispenser, 1- LS02 with straw pocket	24 x 7½ x 23¼ (61 x 18.1 x 59.1)	1
K58823-(lid code)-D-D	3-high vertical LidSaver 3, 2- CADJ-3 cup dispenser, 1- LS02	24 x 7½ x 23¼ (61 x 18.1 x 59.1)	1
K58824-(lid code)-(lid code)-D-D	4-high vertical cabinet LidSaver 3, 2- CADJ-3 cup dispenser, 2- LS02	31½ x 7½ x 23¼ (80.3 x 18.1 x 59.1)	1
K58842-(lid code)-(lid code)	3 x 2 cabinet 2- LidSaver 3, 3- CADJ-3 cup dispenser with straw pocket	24 x 14¼ x 23¼ (61 x 36.2 x 59.1)	1
K58843-(lid code)-(lid code)-(lid code)	4 x 2 cabinet 3- LidSaver 3, 4- CADJ-3 cup dispensers, 1- LS02 with straw pocket	31½ x 14¼ x 23¼ (80.3 x 36.2 x 59.1)	1



Countertop Dispensers & Organizers

Stainless Steel Spring-Loaded Cup Dispensers

- Mounting hardware included



ITEM #	DESCRIPTION	CUP DIA.: IN	DIMENSIONS (L X D): IN (CM)	CASE LOT
SPRING-LOADED CUP DISPENSER				
SLC-1	Adjustable	2¼ - 2⅞	25¾ x 3⅞ (65.4 x 7.9)	1
SLC-2	Adjustable	2⅞ - 3½	25¾ x 3¾ (65.4 x 9.5)	1
SLC-3	Adjustable	3½ - 4⅞	25⅞ x 4⅞ (65.7 x 11.1)	1
SLC-4	Adjustable	4⅞ - 4⅞	26⅞ x 5⅞ (68.3 x 13.2)	1
PULL CUP DISPENSER				
PLC-1	Pull/gravity-feed adjustable	2¼ - 2⅞	25¾ x 3⅞ (65.4 x 7.9)	1
PLC-2	Pull/gravity-feed adjustable	2⅞ - 3½	25¾ x 3¾ (65.4 x 9.5)	1
PLC-3	Pull/gravity-feed adjustable	3½ - 4⅞	25⅞ x 4⅞ (65.7 x 11.1)	1
PLC-4	Pull/gravity-feed adjustable	4⅞ - 4⅞	26⅞ x 5⅞ (68.3 x 13.2)	1

Comes with 2 springs - 1-standard and 1 lighter spring for foam cups



Stainless Steel Organizers

- Keyholes allow for wall mounting
- Compartments are adjustable



ITEM #	DESCRIPTION	DIMENSIONS (H X W X D): IN (CM)	CASE LOT
CTL3	3-section adjustable lid organizer with straw holder	8 x 12½ x 5 (20.3 x 31.8 x 12.7)	1
CTL4	4-section adjustable lid organizer with straw holder	8 x 16½ x 5 (20.3 x 41.9 x 12.7)	1
CTL5	5-section adjustable lid organizer with straw holder	8 x 22½ x 5 (20.3 x 57.2 x 12.7)	1
SH-1	Straw holder, component	5 x 4⅞ x 5 (12.7 x 10.5 x 12.7)	1

Keyhole for mounting

Stainless Steel Lid Dispensers




ITEM #	DESCRIPTION	DIMENSIONS (H X D): IN (CM)	CASE LOT
LD2-2	2 compartments to accommodate lids with a max 4⅞" diameter. Mounting brackets included.	25½ x 4⅞ (64.8 x 11)	1
LD3-2	2 compartments to accommodate lids with a max 4⅞" diameter. Mounting brackets included.	25½ x 5 (64.8 x 12.7)	1

Mount to wall or stand on counter



Lid and Cup Organizers

- Accommodates cups and lids up to 4¾" diameter



CTCL-3B

ITEM #	DESCRIPTION	DIMENSIONS (W X D X H): IN (CM)	FOR CUPS/LIDS WITH RIM DIAMETER: IN (CM)
CTCL-3B*	3-high countertop organizer	6⅞ x 18¾ x 17½ (15.4 x 47.6 x 44.5) base only 12⅞ (30.6) D	2⅝ - 4¾ (6.7 - 12.1)
CTCL-4B*	4-high countertop organizer	6⅞ x 22½ x 21¼ (15.4 x 57.2 x 53.3) base only 15⅞ (40.2) D	2⅝ - 4¾ (6.7 - 12.1)

*Black ABS plastic and smoked acrylic For lids and cups up to 4¾" diameter



Condiment, Cup, and Lid Organizer

- Accommodates cups and lids up to 4¾" diameter



LDS-4CUP

ITEM #	DESCRIPTION	DIMENSIONS (W X D X H): IN (CM)
LDS-4CUP*	Countertop condiment and cup/lid organizer	11½ x 21 x 20¼ (29.2 x 53.3 x 51.4)

*Black ABS plastic For lids and cups up to 4¾" diameter



Condiment Organizers



CTC-3V

CFIFO-4

CTC-3X2V

CTCPAN9-9

CFIFO-2X

ITEM #	DESCRIPTION	DIMENSIONS (W X D X H): IN (CM)	COLOR
CFIFO-4	FIFO condiment holder for packs, 4 sections	16⅝ x 10⅞ x 16½ (42.2 x 25.7 x 41.9)	Black ABS plastic and smoked acrylic
CFIFO-2X	FIFO condiment holder for packs, 4 sections 2 high x 2 wide	8¼ x 12 x 16⅞ (21 x 30.5 x 43)	Black ABS plastic and smoked acrylic
CTCPAN9-9	Countertop condiment organizer, with 9- ⅞ black plastic pans	15½ x 22 x 14⅞ (39.4 x 55.9 x 37.1)	Black ABS plastic and smoked acrylic
CTCPAN3-6	Countertop condiment organizer, with 3- ⅞ black plastic pans	7⅞ x 21 x 14⅞ (19.5 x 53.3 x 37.1)	Black ABS plastic and smoked acrylic
CTC-3V	3-high vertical condiment stand	5⅞ x 10¼ x 16⅞ (15.1 x 27 x 41.6)	Black ABS plastic and smoked acrylic
CTC-3X2V*	3 x 2 wide vertical condiment stand with adjustable dividers	11⅞ x 10¼ x 16⅞ (28.9 x 27 x 41.6)	Black ABS plastic and smoked acrylic
CTC-4V	4-high vertical condiment stand	5⅞ x 11½ x 20¾ (15.1 x 27 x 52.7)	Black ABS plastic and smoked acrylic

*Item CTC-3X2V features a moveable vertical barrier to customize compartment sizes





Coffee Sleeve Dispensers



CSLV-1

ITEM #	DESCRIPTION	DIMENSIONS (W X D X H): IN (CM)	COLOR
CSLV-1	Vertical	6½ x 4¼ x 9¾ (16.5 x 12.2 x 25.1)	Black ABS plastic

Unit holds 100 sleeves



Vertical Countertop Dispensers

ITEM #	DESCRIPTION	DIMENSIONS (W X H X D): IN (CM)	CASE LOT
LSC3-3P	Condiment holder, 3-pocket, vertical cabinet	6¾ x 21¾ x 13 (17.5 x 54.3 x 33)	1
CTL-3VS	3-column lid and 1- straw holder, vertical cabinet	5½ x 24½ x 13 (13.9 x 62.2 x 33)	1
CTL-4VS	4-column lid and 1- straw holder, vertical cabinet	5½ x 28¼ x 13 (13.9 x 71.8 x 33)	1

CTL units accommodate lids up to 4 7/8"



CTL-4VS

Quik-Pik™ Toothpick Dispensers

ITEM #	DIMENSIONS (L X W X H): IN (CM)	COLOR	CASE LOT
3853-06	4¾ x 4¼ x 4¼ (11.1 x 10.8 x 10.5)	Black	1



Flatware Vertical Holders

ITEM #	DESCRIPTION	DIMENSIONS (W X D X H): IN (CM)
FWVH-3B	3-high flatware vertical holder, with 3- flatware cylinders #52633	5¾ x 10¼ x 21¼ (14.6 x 26 x 54)
FWVH-3X2B	3 x 2 flatware vertical holder, with 6- flatware cylinders #52633	11¾ x 10¼ x 21¼ (28.4 x 26 x 56.2)
CTFWH-6B	3 x 2 countertop flatware holder, with 6- flatware cylinders #52633	10½ x 14¾ x 14¾ (25.7 x 37.8 x 36)
CTFWH-8B	4 x 2 countertop flatware holder, with 8- flatware cylinders #52633	10½ x 18½ x 17¼ (25.7 x 46 x 43.8)

Black ABS plastic and smoked acrylic



CTFWH-6B



FWVH-3B



Self-Serve Dispenser System

- Versatile self-service bins can be used alone, stacked or mounted
- Stand comes with keyholes that allow for wall mounting



ITEM #	DESCRIPTION	DIMENSIONS (L X W X H): IN (CM)	CASE LOT
SETS			
4840-xx	2-tier with 2- 8" bins and clips	5 $\frac{5}{8}$ x 12 $\frac{1}{2}$ x 9 $\frac{1}{8}$ (14.3 x 31.8 x 23.2)	1
4841-xx	2-tier with 2- 11 $\frac{1}{4}$ " bins and clips	5 $\frac{5}{8}$ x 19 $\frac{3}{4}$ x 9 $\frac{1}{8}$ (14.3 x 50.2 x 23.2)	1
4842-xx	3-tier with 3- 8" bins and clips	5 $\frac{5}{8}$ x 16 x 13 $\frac{7}{8}$ (14.3 x 40.6 x 35.2)	1
4843-xx	3-tier with 3- 11 $\frac{1}{4}$ " bins and clips	5 $\frac{5}{8}$ x 19 $\frac{3}{4}$ x 13 $\frac{7}{8}$ (14.3 x 50.2 x 35.2)	1
COMPONENTS			
4804-xx	Single 8" bin	5 x 8 x 4 $\frac{1}{2}$ (12.7 x 20.3 x 11.4)	1
4806-xx	Single 11 $\frac{1}{4}$ " bin	5 x 11 $\frac{1}{4}$ x 4 $\frac{1}{4}$ (12.7 x 28.6 x 10.8)	1
4820-xx	2-tier stand with 3 clips	5 $\frac{5}{8}$ x 7 $\frac{3}{4}$ x 9 (14.3 x 19.7 x 22.9)	1
4830-xx	3-tier stand with 3 clips	5 $\frac{5}{8}$ x 11 $\frac{1}{4}$ x 13 $\frac{3}{4}$ (14.3 x 29.8 x 34.9)	1

Add suffix number to indicate color (brown -01, black -06)



Countertop Condiment Straw & Lid Holders

- LDS-3 can stand alone or sit on top of a single ABS cabinet



ITEM #	DESCRIPTION	STRAW DIAMETER: IN (CM)	STRAW LENGTH: IN (CM)	DIMENSIONS (W X H X D): IN (CM)	CASE LOT
CTS-2A	Stir stick/straw dispenser, countertop	$\frac{1}{8}$ (0.3)	6 (15.2)	7 x 5 $\frac{3}{4}$ x 5 (17.7 x 14.6 x 12.7)	1
LDS-3	Condiment/straw holder and organizer	—	10 $\frac{1}{4}$ (26)	7 $\frac{3}{8}$ x 9 $\frac{3}{4}$ x 24 $\frac{3}{8}$ (18.7 x 24.8 x 63.2)	1
DLH-1	Dome lid holder – single stack	—	—	4 x 11 $\frac{1}{16}$ x 4 (10.1 x 28 x 10.1)	1
VL-3*	3-column lid holder, countertop step design	—	—	6 x 16 x 15 $\frac{1}{4}$ (15.2 x 40.6 x 46.4)	1
VL-4*	4-column lid holder, countertop step design	—	—	6 x 20 $\frac{1}{2}$ x 24 $\frac{1}{2}$ (15.2 x 40.6 x 46.4)	1





Flush-Mount Dispensers & Organizers

- Make the most of valuable retail space
- Mounts flush into food counter
- Constructed with virtually indestructible black thermoplastic
- Napkin dispensers – spring-loaded for continuous dispensing
- Accommodates lids up to 4 $\frac{7}{8}$ "



Trash Receptacle Doors

MT-2



ITEM #	DESCRIPTION	DIMENSIONS (W X H X D): IN (CM)	CUTOUT DIMS (W X H): IN (CM)	CASE LOT
MT-1	Small, vertical flush-mount	10 $\frac{5}{8}$ x 7 $\frac{1}{2}$ x 2 (27 x 19.1 x 5.7)	9 $\frac{1}{16}$ x 6 $\frac{9}{16}$ (24.6 x 16.6)	1
MT-1.5	Medium, flush-mount	13 x 7 $\frac{1}{2}$ x 2 (33.7 x 19.1 x 5.7)	12 $\frac{5}{16}$ x 6 $\frac{9}{16}$ (31.2 x 16.6)	1
MTS-1	Small with spring for vertical or horizontal flush-mount	10 $\frac{5}{8}$ x 7 $\frac{1}{2}$ x 2 (27 x 19.1 x 5.7)	9 $\frac{1}{16}$ x 6 $\frac{9}{16}$ (24.6 x 16.6)	1
MT-2	Large, vertical flush-mount	17 $\frac{5}{8}$ x 7 $\frac{1}{2}$ x 2 (44.8 x 19.1 x 5.7)	16 $\frac{1}{16}$ x 6 $\frac{9}{16}$ (42.3 x 16.6)	1



ModuServ® Dispensers

MW-1



MLM-1



MCM-1



ITEM #	DESCRIPTION	DIMENSIONS (W X H X D): IN (CM)	CASE LOT
MS-2A	Stir stick dispenser, bulk stir sticks, fits up to $\frac{1}{8}$ " D x 5 $\frac{1}{2}$ " L (.32 x 14 cm) straw	7 $\frac{1}{8}$ x 6 x 5 $\frac{1}{8}$ (18.1 x 15.3 x 13)	1
MW-1	Waxed paper dispenser, midget size	7 $\frac{3}{16}$ x 6 x 5 $\frac{1}{8}$ (18.3 x 15.9 x 13)	1





Flush-Mount Dispensers



ITEM #	DESCRIPTION	ACCOMMODATES	DIMENSIONS (W X H X D): IN (CM)	CUTOUT DIMENSIONS (W X H): IN (CM)	CASE LOT
FMN-1	Napkin dispenser, 5" H x 6½" W (12.7 x 16.5 cm), folded napkin	90	8½ x 6¼ x 5¾ (21.6 x 15.9 x 13.7)	7¾ x 5½ (19.2 x 13.5)	1
FMHVN-1	Napkin dispenser, high volume, 3½ x 6½ (8.9 x 15.2 cm), folded napkin	500	7½ x 8½ x 19½ (18.1 x 21.6 x 49.5)	6¾ x 7¾ (15.7 x 19.3)	1
FML-1	1-column lid holder, horizontal or vertical	—	6½ x 7¼ x 5¾ (16.5 x 18.4 x 13.7)	5¾ x 6¾ (14.1 x 16)	1
FML-2V	2-column lid holder, vertical	—	6½ x 13¾ x 5¾ (16.5 x 34.1 x 13.7)	5¾ x 12½ (14.1 x 31.7)	1
FML-3V	3-column lid holder, vertical	—	6½ x 19¾ x 5¾ (16.5 x 49.2 x 13.7)	5¾ x 18¾ (14.1 x 46.8)	1
FML-4V	4-column lid holder, vertical	—	6½ x 25½ x 5¾ (16.5 x 64.8 x 13.7)	5¾ x 24¾ (14.1 x 62.3)	1
FML-2	2-column lid holder, horizontal	—	11 x 7¼ x 5¾ (27.9 x 18.4 x 13.7)	10¾ x 6¾ (25.5 x 16)	1
FML-3	3-column lid holder, horizontal	—	16 x 7¼ x 5¾ (40.6 x 18.4 x 13.7)	15¾ x 6¾ (38.2 x 16)	1
FML-4VS	4-column lid and 1- straw holder, vertical	—	6½ x 31½ x 13 (16.5 x 80 x 33)	5¾ x 30¾ (14.1 x 66.6)	1
FMDL-2V	2-stack dome lid holder, vertical	—	6¾ x 13¾ x 12 (17.1 x 34 x 20.5)	5¾ x 12½ (14.1 x 31.7)	1
FMDL-3H	3-stack dome lid holder, horizontal	—	18¾ x 8¾ x 10½ (48 x 20.4 x 26.6)	17¾ x 7½ (45.4 x 16.1)	1
FMDL-3V	3-stack dome lid holder, vertical	—	6¾ x 18¾ x 13 (17.1 x 47.9 x 33.7)	5¾ x 18 (14.9 x 45.7)	1
FMS-3	Wrapped straw holder, 8 - 10" straws	—	6½ x 7½ x 7½ (16.5 x 19.1 x 19.1)	5¾ x 6¾ (14.2 x 16.1)	1
FMS-4	Wrapped straw holder, 10 - 12" straws	—	6½ x 7½ x 13 (16.5 x 19.1 x 33)	5¾ x 6¾ (14.2 x 16.1)	1
FMS-5	Stir stick holder	—	6½ x 7½ x 5¾ (16.5 x 19.1 x 14.9)	5¾ x 6¾ (14.2 x 16.1)	1
FMT-1	Waxed tissue dispenser, two-box design	—	8½ x 8½ x 3½ (21.6 x 21.6 x 8.9)	7¾ x 7¼ (18.5 x 17.9)	1
FMS-6	"T" shaped wrapped straw dispenser. Holds 200 straws.	8 L (20.3)	10¾ x 4¼ x 7¾ (26.8 x 12.2 x 18.6)	9¾ x 5¾ (23.2 x 14.6)	
FMS-7	Unwrapped straw dispenser. Dispenses one straw at a time. Holds 200 straws.	.230 (.58) to .265 (.67) diameter and 7½ to 8¾ (19.1 to 22.2) L	10¾ x 4½ x 7¾ (26.8 x 11.4 x 18.7)	9½ x 6½ (24.1 x 15.6)	
FMF-2	Flatware or condiment holder – comes with 2- #52633	—	12½ x 6¾ x 7½ (30.8 x 17.5 x 19.1)	11¾ x 6¾ (28.9 x 17.1)	
FMF-3	Flatware holder – comes with 3- #52633	—	17¾ x 6¾ x 7½ (44.8 x 17.5 x 19.1)	17 x 6¾ (43.2 x 17.1)	
MB-1	Bag dispenser, 2 compartments, flush mount	—	10¾ W x 7½ H (27 x 19)	9¾ x 6¾ (24.7 x 16.7)	





Straw Boss® Straw Dispensers

- Reduce waste and save money
- Dispensing mechanism for bulk straws allows one-at-a-time dispensing
- Dispensers feature a heavy-gauge metal housing with plastic lids and dispensing bars



ITEM #	DESCRIPTION	STRAW DIAMETER: IN (CM)	STRAW LENGTH: IN (CM)	DIMENSIONS (L X W X H): IN (CM)	CAPACITY	COLORS AVAILABLE	CASE LOT
3810-xx	Double-sided wrapped	.275 - .310 (.7 - .8)	7½ - 8¾ (19.1 - 22.2)	9 x 7½ x 7 (22.9 x 19.1 x 17.8)	400	06, 28	1
3815-xx	Single-sided wrapped	.275 - .310 (.7 - .8)	7½ - 8¾ (19.1 - 22.2)	9 x 4 x 7 (22.9 x 10.2 x 17.8)	200	06, 28	1
3805-xx	Single-sided wrapped	.230 - .310 (.6 - .8)	9 - 12 (22.9 - 30.5)	12¼ x 4¾ x 7 (31.1 x 11.3 x 17.8)	200	06, 28	1
3802-xx	Double-sided bulk	.230 - .265 (.6 - .7)	7½ - 8¾ (19.1 - 22.2)	9 x 7½ x 7 (22.9 x 19.1 x 17.8)	500	06, 28	1
3825-xx	Single-sided bulk	.230 - .265 (.6 - .7)	7½ - 8¾ (19.1 - 22.2)	9 x 4 x 7 (22.9 x 10.2 x 17.8)	250	06, 28	1
3821-xx	Single-sided bulk	.275 - .310 (.7 - .8)	9 - 12 (22.9 - 30.5)	12½ x 5½ x 7 (31.8 x 14 x 17.8)	250	06	1
3820-xx	Single-sided bulk	.230 - .265 (.6 - .7)	9 - 12 (22.9 - 30.5)	12½ x 5½ x 7 (31.8 x 14 x 17.8)	250	06, 28	1
3835-xx	Single-sided bulk	.275 - .310 (.7 - .8)	7½ - 8¾ (19.1 - 22.2)	9 x 4 x 7 (22.9 x 10.2 x 17.8)	250	06	1

Add suffix to signify color: black -06, stainless steel -28



Napkin Dispensers



Napkin Dispensers

ITEM #	DESCRIPTION	DIMENSIONS (W X D X H): IN (CM)	COLOR
CTNO-06	Countertop napkin dispenser (folded and interfold napkins 5 x 6½ to 4½-5 x 6½ – holds 100 napkins) and condiment organizer. Adjustable compartments.	9⅞ x 19¼ x 15⅜ (24.4 x 48.9 x 38.6)	Black ABS plastic and smoked acrylic
CTNCLS-06	Countertop napkin dispenser (folded and interfold napkins 5 x 6½ to 4½-5 x 6½ – holds 100 napkins) cup, lid, straw organizer	9⅞ x 19¼ x 15⅜ (24.4 x 48.9 x 38.6)	Black ABS plastic and smoked acrylic
CTNFO-06	Countertop napkin dispenser (folded and interfold napkins 5 x 6½ to 4½-5 x 6½ – holds 100 napkins), condiment organizer and flatware holder. Comes with 4- #52633.	9⅞ x 19¼ x 15⅜ (24.4 x 48.9 x 38.6)	Black ABS plastic and smoked acrylic





In-Counter Napkin Dispensers

- Mounts horizontally, vertically, or diagonally

6525-13



FMHVN-1



ITEM #	DESCRIPTION	OVERALL DIMENSIONS (D X W X H): IN (CM)	FOLDED NAPKIN SIZE: IN (CM)	INTERFOLD NAPKIN SIZE: IN (CM)	CAPACITY	COLOR	CASE LOT
6535-13	Stainless steel limited in-counter saves 10% usage	19½ x 9½ x 7¾ (49.5 x 24.1 x 19.6)	5 x 6½ or 5¼ x 6½ (12.7 x 16.5 or 13.3 x 16.5)	4¼-5¼ x 6½ (10.7 x 13.3 x 16.5)	500	Chrome	1
6525-13	Stainless steel in-counter dispenser	17½ x 9½ x 7¾ (45.2 x 24.1 x 19.6)	5 x 6½ or 5¼ x 6½ (12.7 x 16.5 or 13.3 x 16.5)	–	500	Clear	1
6525-28	Stainless steel in-counter dispenser	17½ x 9½ x 7¾ (45.2 x 24.1 x 19.6)	5 x 6½ or 5¼ x 6½ (12.7 x 16.5 or 13.3 x 16.5)	–	500	Chrome	1
FMHVN-1*	Black ABS in-counter high-volume dispenser	19½ x 7½ x 8½ (49.5 x 18.1 x 21.6)	5 x 6½ (12.7 x 16.5)	–	500	Black	1

*Only mounts vertically or horizontally



Table, Countertop & Wall-Mount Napkin Dispensers

- Limited napkin dispenser reduces waste – save 10% on usage
- Made from heavy-gauge metal and durable plastic faceplates

HOUSING COLORS & FINISHES



FACEPLATE COLORS



6509-06



6513-06



6512-88



ITEM #	DESCRIPTION	DIMENSIONS (D X W X H): IN (CM)	FOLDED NAPKIN SIZE: IN (CM)	INTERFOLD NAPKIN SIZE: IN (CM)	CAPACITY	FACEPLATE COLOR	STOCK COLORS	CASE LOT
TABLETOP								
8545-xx	Limited	8 x 6¾ x 6 (20.3 x 15.7 x 15.2)	5 x 6½ to 4½-5 x 6½ (12.7 x 16.5 or 11.4 x 16.5)	4¼ x 5¼ x 6½ (11.4 x 13.3 x 16.5)	90	Black	06 only	1
6515-xx	Two-sided	8 x 6 x 5 (20.3 x 15.2 x 12.7)	3¾ x 6½ (9.5 x 16.5)	–	90	Chrome plate	06 only	1
6516-xx	Two-sided	8 x 6¾ x 6 (20.3 x 15.7 x 15.2)	5 x 6½ or 5¼ x 6½ (12.7 x 16.5 or 13.3 x 16.5)	–	90	Chrome plate	06 only	1
6509-xx	Two-sided vertical	4 x 6¾ x 5½ (10.2 x 15.7 x 14.9)	3½ x 5 (8.9 x 12.7)	–	100	Chrome plate	06 only	1
COUNTERTOP								
6512-xx	One-sided	11½ x 8 x 6 (29.7 x 20.3 x 15.2)	5 x 6½ or 5¼ x 6½ (12.7 x 16.5 or 13.3 x 16.5)	–	175	Chrome plate	06, 28*	1
6513-xx	One-sided	11½ x 8 x 5 (29.5 x 20.3 x 9.5)	3¾ x 6½ (9.5 x 16.5)	–	185	Chrome plate	06 only	1
7512-xx	One-sided	11½ x 8 x 6 (29.7 x 20.3 x 15.2)	5 x 6½ or 5¼ x 6½ (12.7 x 16.5 or 13.3 x 16.5)	–	175	Clear	06 only	1

Add two-digit suffix (xx) after hyphen (-) to indicate color. See color options above.

*Stainless steel has 30% surcharge.







Food Delivery & Transport

Food delivery has never been more in demand. So we upped our game by creating the highest-quality bags, using the latest technology. So you give customers what they want, how they want it.



Pizza and Sheet Pan Bags



Catering Bags



Tower and Backpack Bags



Food Delivery Bags




EPP Food Carriers



Flatbed Utility Dollies

How To Shop



Pizza and Sheet Pan Bags



We construct these bags with high-performance insulation and a condensation-reducing liner that keeps food at the right temperature and ensures quality again and again.

PAGES 240, 242

Catering Bags



Two types of catering bags. Zero left to chance. We use only the highest quality insulation to maintain both temperature and quality, coupled with waterproof materials that are easy to clean and ready to go.

PAGES 240-242

Tower and Backpack Bags



Large orders need big solutions. So we use high-performance insulation to make sure your food gets there warm and gets big smiles from customers.

PAGE 241

DESCRIPTION	1-SERIES ITEM #	3-SERIES ITEM #	5-SERIES ITEM # WITH DIVIDERS	5-SERIES ITEM # WITH HEAT PAD	DIMENSIONS (L X W X H): IN (CM)
-------------	-----------------	-----------------	-------------------------------	-------------------------------	---------------------------------

CONTAINER CAPACITY CHART

PIZZA BAGS

16" Pizza bag	VPB116	VPB316	—	VPB516	17½ x 17½ x 9 (44.5 x 44.5 x 22.9)
18" Pizza bag	VPB118	VPB318	—	VPB518	19 x 19 x 9 (48.3 x 48.3 x 22.9)

CATERING BAGS

Small catering bag with vinyl liner	VDBS100	—	—	—	10 x 10 x 12 (25.4 x 25.4 x 30.5)
Small catering bag with vinyl liner with 6-compartment divider	VDBS106	—	—	—	10 x 10 x 12 (25.4 x 25.4 x 30.5)
Medium catering bag with vinyl liner	—	VDBM300	VDBM500	—	17 x 13 x 9 (43.2 x 33.0 x 22.9)
Medium catering bag with removable liner and 2 pan separators	VCBM100	VCBM300	—	VCBM500	17 x 13 x 9 (58.4 x 38.1 x 35.6)
Large catering bag with removable liner and 3 pan separators	VCBL100	VCBL300	—	VCBL500	23 x 15 x 14 (58.4 x 38.1 x 35.6)

TOWER AND BACKPACK BAGS

Milk/meal delivery bags	VMDB100	—	—	—	15½ x 15½ x 14 (39.4 x 39.4 x 35.6)
Snack delivery bag	VSDB100	—	—	—	15½ x 15½ x 6 (39.4 x 39.4 x 15.2)
Tower bag with backpack straps and headrest strap	—	VTB300	—	VTB500	18 x 22 x 17 (45.7 x 55.9 x 43.2)
Tower bags with wire inserts, backpack straps, and headrest strap	—	VTBW300	—	VTBW500	18 x 22 x 17 (45.7 x 55.9 x 43.2)

FOOD DELIVERY BACKPACKS

Food delivery backpack bag with integrated frame	—	VDBBM300	—	VDBBM500	16 x 16 x 13 (40.6 x 40.6 x 33)
--	---	----------	---	----------	------------------------------------



Food Delivery Bags



A long day of delivery needs long-term thinking. We construct these bags with high-performance insulation to maintain temperature, quality, and comfort. So everyone walks away happy.

PAGE 241

EPP Food Carriers



Even the environment needs delivery to be at its best. So we designed a food carrier with best-in-class insulation that's as ergonomic and recyclable as it is lightweight and durable.

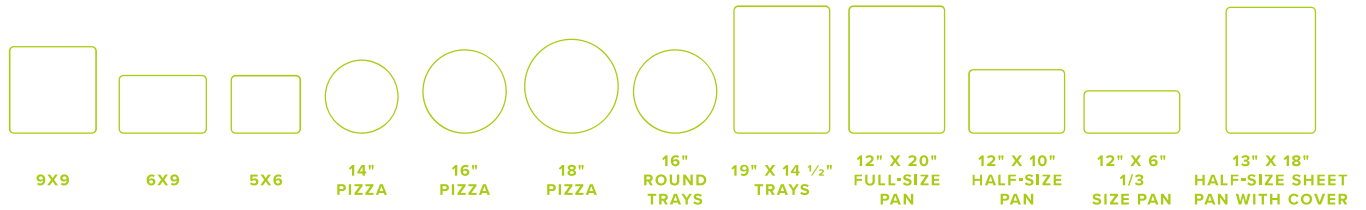
PAGE 243

Flatbed Utility Dollies



Our flatbed utility dollies offer an easier and safer solution to transport EPP carriers, delivery bags, pizza dough boxes and more. These units are made of impact-resistant plastic and can move up to 350 pounds.

PAGE 243



9X9	6X9	5X6	14" PIZZA	16" PIZZA	18" PIZZA	16" ROUND TRAYS	19" X 14 1/2" TRAYS	12" X 20" FULL-SIZE PAN	12" X 10" HALF-SIZE PAN	12" X 6" 1/3 SIZE PAN	13" X 18" HALF-SIZE SHEET PAN WITH COVER
6	12	12	4	3	—	2	1	2	2	4	3
8	12	12	4	4	3	2	1	2	2	4	3
1	1	2	—	—	—	—	—	—	—	—	—
1	1	2	—	—	—	—	—	—	—	—	—
6	9	18	—	—	—	—	—	—	2	4	—
6	9	18	—	—	—	—	—	—	2	4	—
8	16	24	6	6	—	3	3	3	6	9	4
1	2	6	—	—	—	—	—	—	—	—	—
1	2	6	1	—	—	—	—	—	1	2	—
20	30	30	10	10	—	5	—	—	5	8	7
8	16	24	10	10	—	5	—	—	5	10	5
4	8	18	4	—	—	—	—	—	3	6	—



Delivery Bags

- **1-Series** – Our entry level line. Features durable construction and reinforced stitching as well as a moisture-resistant outer shell material.
- **3-Series** – The baseline of warmth ingenuity. The hot food generates heat in the bag while the high-performance insulation helps retain the heat, keeping food as warm as it is delicious.
- **5-Series** – Featuring heat pad. The next step in our heating bag line features a heat pad that preheats the bag. Place your hot food into the preheated bag, unplug the heat pad and go. Or use the optional 12V in-car power cord to continually heat the bag during transport.



- PVC window for branding, receipts, etc.
- Strong plastic handles for easy lifting
- Reflective ribbing

Pizza Bags, 3- and 5-Series

- Locking clips keep load secure
- Hanging loop for drying
- Extra handle on bottom for stabilization when unloading



ITEM #	DESCRIPTION	DIMENSIONS (L X W X H): IN (CM)	CASE LOT
VPB316	16" Pizza bag, 3-Series	17½ x 17½ x 9 (44.5 x 44.5 x 22.9)	6
VPB318	18" Pizza bag, 3-Series	19 x 19 x 9 (48.3 x 48.3 x 22.9)	6
VPB516	16" Pizza bag and heat pad with 120V AC power cord, 5-Series	17½ x 17½ x 9 (44.5 x 44.5 x 22.9)	1
VPB518	18" Pizza bag and heat pad with 120V AC power cord, 5-Series	19 x 19 x 9 (48.3 x 48.3 x 22.9)	1

Catering Bags With Vinyl Liner, 3- and 5-Series

- Solid floor construction for stability

Shown with 12-compartment divider



ITEM #	DESCRIPTION	DIMENSIONS (L X W X H): IN (CM)	CASE LOT
VDBM300	Medium catering bag with vinyl liner, 3-Series	17 x 13 x 9 (43.2 x 33 x 22.9)	4
VDBM500	Medium catering bag with vinyl liner and 12-compartment divider insert, 5-Series	17 x 13 x 9 (43.2 x 33 x 22.9)	1
VMCOMP12	12-compartment divider for medium catering bag with vinyl liner	–	1



Catering Bags With Removable Liner, 3- and 5-Series

- Solid floor bottom
- Removable pan dividers
- Adjustable heavy-duty straps



ITEM #	DESCRIPTION	DIMENSIONS (L X W X H): IN (CM)	CASE LOT
VCBM300	Medium catering bag with removable liner and 2 pan separators, 3-Series	17 x 13 x 9 (43.2 x 33 x 22.9)	6
VCBL300	Large catering bag with removable liner and 3 pan separators, 3-Series	23 x 15 x 14 (58.4 x 38.1 x 35.6)	4
VCBM500	Medium catering bag with removable liner, 2 pan separators, and heat pad with 120V AC power cord, 5-Series	17 x 13 x 9 (43.2 x 33 x 22.9)	1
VCBL500	Large catering bag with removable liner, 3 pan separators, and heat pad with 120V AC power cord, 5-Series	23 x 15 x 14 (58.4 x 38.1 x 35.6)	1

Tower Bags, 3- and 5-Series

- Backpack straps
- Headrest strap for security
- Metal steam exhaust
- Optional wire insert



ITEM #	DESCRIPTION	DIMENSIONS (W X H X D): IN (CM)	CASE LOT
VTB300	Tower bag with backpack straps, headrest strap, 3-Series	18 x 22 x 17 (45.7 x 55.9 x 43.2)	4
VTB500	Tower bag with backpack straps, headrest strap, and heat pad with 120V AC power cord, 5-Series	18 x 22 x 17 (45.7 x 55.9 x 43.2)	1
VTBWR-1	Wire insert for tower bag	–	1

Food Delivery Backpack Bags, 3- and 5-Series

- Adjustable straps
- Metal steam exhaust port
- Reflective piping



Food Delivery Backpack Bags



ITEM #	DESCRIPTION	DIMENSIONS (W X H X D): IN (CM)	CASE LOT
VDBBM300	Food delivery backpack bag, 3-Series	16 x 16 x 13 (40.6 x 40.6 x 33)	4
VDBBM500	Food delivery backpack bag with integrated frame and heat pad with 120V AC power cord, 5-Series	16 x 16 x 13 (40.6 x 40.6 x 33)	1



Milk/Meal Delivery Bag, 1-Series

- Holds one milk crate
- Top flap for easy access
- Adjustable straps



ITEM #	DESCRIPTION	DIMENSIONS (W X H X D): IN (CM)	CASE LOT
VMDB100	Milk/meal delivery bag	15½ x 15½ x 14 (39.4 x 39.4 x 35.6)	5

Snack Delivery Bag, 1-Series

- Top flap for easy access
- Fits on top of milk bag for easy transportation



ITEM #	DESCRIPTION	DIMENSIONS (W X H X D): IN (CM)	CASE LOT
VSDB100	Snack delivery bag	15 x 15 x 6 (38.1 x 38.1 x 15.2)	5

Catering Bags With Vinyl Liner, 1-Series

- Solid bottom holds beverages in place



ITEM #	DESCRIPTION	DIMENSIONS (W X H X D): IN (CM)	CASE LOT
VDBS100	Small catering bag	12 x 10 x 10 (30.5 x 25.4 x 25.4)	5
VDBS106	Small catering bag with 6-compartment divider	12 x 10 x 10 (30.5 x 25.4 x 25.4)	5

Catering Bags, 1-Series

- Bulk pocket for holding accessories



ITEM #	DESCRIPTION	DIMENSIONS (W X H X D): IN (CM)	CASE LOT
VCBM100	Medium catering bag	12 x 10 x 10 (43.2 x 33.0 x 33.0)	5
VCBL100	Large catering bag	12 x 10 x 10 (43.2 x 33.0 x 33.0)	5

Sheet Pan Catering Bag, 1-Series

- Extra strap on bottom for stabilization



ITEM #	DESCRIPTION	DIMENSIONS (W X H X D): IN (CM)	CASE LOT
VSPB100	Sheet pan bag	19 x 27 x 9 (48.3 x 68.6 x 22.9)	5

Pizza Bags, 1-Series

- Extra strap on bottom for stabilization



ITEM #	DESCRIPTION	DIMENSIONS (W X H X D): IN (CM)	CASE LOT
VPB116	Pizza bag 16"	17½ x 17½ x 9 (44.5 x 44.5 x 22.9)	5
VPB118	Pizza bag 18"	19 x 19 x 9 (48.3 x 48.3 x 22.9)	5



EPP Food Carriers

- Keeps food at safe temperatures for up to 4 hours
- Divider – transport both hot and cold item in one carrier
- Tie holes for secure transport
- Lightweight and very durable
- Holds full-size pans
- Ergonomic handles
- Dishwasher safe



VEPPT308 Top Loader with Divider

ITEM #	DESCRIPTION	DIMENSIONS (W X H X D): IN (CM)	CASE LOT
VEPPT308	Heavy-duty full-size EPP insulated carrier with lid for 6" deep food pans, black, 3-series	28¼ x 19 x 12 (71.8 x 48.3 x 30.5)	1



Flatbed Utility Dollies

- Heavy-duty roto-molded plastic
- 2 straps come with each unit
- Pneumatic wheel models – ideal for transport outdoors/rough terrain



1694



1695-1 with 1699 handle

ITEM #	DESCRIPTION	WEIGHT CAPACITY: LBS	DIMENSIONS (W X H X D): IN (CM)	CASE LOT
1694	5" caster dolly only, with 2 swivel and 2 locking wheels	350	34¼ x 19 x 8⅞ (86.8 x 48.3 x 22.4)	
1695-1	6" caster dolly only, with 4 pneumatic wheels – 2 fixed and 2 swivel	350	34¼ x 19 x 10½ (86.8 x 48.3 x 26.7)	

ACCESSORIES

1699	Handle only			
------	-------------	--	--	--



Food Delivery Bag Accessories

ITEM #	DESCRIPTION
VDBW	Delivery bag leveling wedge
V904500	Cold pack
1697	Rack dolly, beige
1698	Rack dolly handle
VAC1212	Heat pad
VDBACC	Car charger for heat pad
VDBCC	12V wall charger for heat pad

ITEM #	DESCRIPTION
VCBLSS	Liner for large catering bag
VCBMSS	Liner for medium catering bag
VMCOMP12	12-compartment divider for medium catering bag with vinyl liner
VDBPS	Backpack straps
CBLD3	Large catering bag pan separators – pack of 3
CBMD2	Medium catering bag pan separators – pack of 2